2025 Bennetts British Superbike Championship - Round 2

2025 R&G British Talent Cup

RACE 2 - CLASSIFICATION

Race Distance: 14 Laps / 34.82 miles

POS	NO	NAME	NAT	ENTRY	LAPS	TIME	GAP	DIFF	MPH	BEST	ON	GRD	↑↓
1	75	Filip SUROWIAK	GBR	Honda - City Lifting Team	14	23:14.765			89.78	1:39.041	8	5	4
2	62	Ethan SPARKS	GBR	Honda - Kovara Projects / RS Racing	14	23:14.849	0.084	0.084	89.77	1:38.876	10	3	1
3	61	Harrison MACKAY	GBR	Honda - Kovara Projects / RS Racing	14	23:17.487	2.722	2.638	89.60	1:38.986	8	2	-1
4	63	Jack DUNABIE	GBR	Honda - Kovara Projects / RS Racing	14	23:22.154	7.389	4.667	89.30	1:39.521	9	1	-3
5	24	Ryan FROST	GBR	Honda - Fibretec Honda by Mlav Racing	14	23:22.863	8.098	0.709	89.26	1:39.155	6	7	2
6	99	Peter WILLIS	GBR	Honda - WM Racing	14	23:23.208	8.443	0.345	89.24	1:39.276	6	4	-2
7	67	George BOWES	GBR	Honda - GB | 67 / Edwards Racing	14	23:23.981	9.216	0.773	89.19	1:39.404	4	10	3
8	64	Clayton EDMUNDS	GBR	Honda - City Lifting Team	14	23:40.558	25.793	16.577	88.15	1:39.911	3	17	9
9	71	Daniel GOODMAN	GBR	Honda - Fibretec Honda by Mlav Racing	14	23:42.192	27.427	1.634	88.05	1:40.670	10	14	5
10	16	Jack BURROWS	GBR	Honda - Burows Engineering / RK Racing	14	23:42.605	27.840	0.413	88.02	1:40.612	2	13	3
11	76	Charlie HUNTINGFORD	GBR	Honda - Holmes Plant Mototechniks Racing	14	23:43.092	28.327	0.487	87.99	1:40.728	10	11	0
12	82	Kyle PAYNE	GBR	Honda - Halo Racing	14	23:48.088	33.323	4.996	87.68	1:40.616	8	18	6
13	66	Alexander ROWAN	GBR	Honda - Mortimer Racing	14	23:56.523	41.758	8.435	87.17	1:41.468	5	19	6
14	11	Jensen BISHOP	GBR	Honda - Wilson Racing	14	23:59.072	44.307	2.549	87.01	1:41.360	14	20	6
15	72	Samuel MUNSON	GBR	Honda - Wilson Racing	14	23:59.373	44.608	0.301	87.00	1:41.445	14	23	8
16	18	Daniel STEPHENSON	GBR	Honda - Rocket Racing	14	24:15.719	1:00.954	16.346	86.02	1:42.349	9	21	5
17	90	Aeziah DIVINE	BMU	Honda - Fibretec Honda by Mlav Racing	14	24:17.835	1:03.070	2.116	85.89	1:42.605	9	22	5
18	43	Ben HARDWICK	GBR	Honda - Dan Cooper Motorsports	14	24:28.378	1:13.613	10.543	85.28	1:43.847	10	24	6
				NOT CLASSIFIED									
DNF	12	Lewis MULLEN	GBR	Honda - Wilson Racing	12	20:21.002	2 Laps	2 Laps	87.89	1:40.706	10	16	
DNF	91	Joshua RAYMOND Jnr	USA	Honda - Fibretec Honda by Mlav Racing	10	16:57.383	4 Laps	2 Laps	87.88	1:40.678	10	15	
DNF	40	Julian CORREA	USA	Honda - Mortimer Racing	9	15:01.878	5 Laps	1 Lap	89.20	1:39.278	7	8	
DNF	88	Mason FOSTER	GBR	Honda - Mortimer Racing	8	13:23.001	6 Laps	1 Lap	89.03	1:39.439	4	6	
DNF	42	Ben JOLLIFFE	GBR	Honda - Wilson Racing	2	3:26.218	12 Laps	6 Laps	86.18	1:40.313	2	9	
DNF	19	Scott McPHEE	GBR	Honda - SMP Racing	2	3:26.802	12 Laps	0.584	85.93	1:40.207	2	12	
				FASTEST LAP									
	62	Ethan SPARKS	GBR	Honda - Kovara Projects / RS Racing	10	1:38.876		90.56 mph		145.74 kph			

New Lap Record

Weather / Track : Bright / Dry

These results are provisional until the conclusion of any judicial and technical matters.

Date: 18/05/2025 Start: 14:45 Finish: 15:08

Donington Park GP: 2.4873 miles

Race Director: Stuart Higgs	Timekeeper: Richard Evans	
S. Higgs	R. Evans	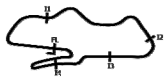
Digitally Approved at 15:16 Sunday, 18 May 2025	Digitally Approved at 15:15 Sunday, 18 May 2025	

Results can be found at www.tsl-timing.com

Printed - 15:12 Sunday, 18 May 2025

TSL SPORTS TIMING TIMING SOLUTIONS LTD
OMOLOGATO
1p mobile
MSVR MOTORSPORT VISION RACING

2025 Bennetts British Superbike Championship - Round 2

2025 R&G British Talent Cup

RACE 2 - LAP CHART

LAP 1 @ 14:47:06.520

NO	BEHIND	LAP TIME
75		1:43.741
63	0.188	1:43.929
62	0.690	1:44.431
61	0.881	1:44.622
99	1.108	1:44.849
40	1.315	1:45.056
24	1.536	1:45.277
67	1.780	1:45.521
88	1.942	1:45.683
42	2.164	1:45.905
76	2.530	1:46.271
64	2.595	1:46.336
19	2.854	1:46.595
16	3.189	1:46.930
91	3.294	1:47.035
71	3.499	1:47.240
12	3.749	1:47.490
66	4.161	1:47.902
82	4.395	1:48.136
72	5.482	1:49.223
11	5.627	1:49.368
90	6.365	1:50.106
18	7.059	1:50.800
43	7.228	1:50.969

LAP 2 @ 14:48:46.221

NO	BEHIND	LAP TIME
75		1:39.701 D
63	0.531	1:40.044
62	0.618	1:39.629
61	0.916	1:39.736 D
40	1.107	1:39.493
99	1.368	1:39.961
24	1.620	1:39.785
88	2.080	1:39.839
67	2.328	1:40.249 D
42	2.776	1:40.313
64	3.128	1:40.234
19	3.360	1:40.207
16	4.100	1:40.612
76	4.190	1:41.361
91	4.444	1:40.851
12	4.964	1:40.916
71	5.672	1:41.874
66	6.072	1:41.612
82	6.311	1:41.617
11	8.218	1:42.292
72	8.611	1:42.830
90	10.729	1:44.065
18	11.173	1:43.815
43	12.346	1:44.819

LAP 3 @ 14:50:25.707

NO	BEHIND	LAP TIME
75		1:39.486
62	0.379	1:39.247
63	0.820	1:39.775
61	1.066	1:39.636
40	1.423	1:39.802
99	1.619	1:39.737
24	1.811	1:39.677 D
88	2.149	1:39.555
67	2.394	1:39.552
64	3.553	1:39.911
16	5.452	1:40.838
76	5.759	1:41.055
91	6.078	1:41.120
12	6.532	1:41.054
71	7.479	1:41.293
66	8.205	1:41.619
82	8.376	1:41.551
11	11.318	1:42.586
72	12.094	1:42.969
90	16.047	1:44.804
18	16.270	1:44.583
43	17.624	1:44.764

LAP 4 @ 14:52:05.053

NO	BEHIND	LAP TIME
75		1:39.346
62	0.255	1:39.222
61	1.093	1:39.373
63	1.252	1:39.778
40	1.495	1:39.418
99	1.648	1:39.375
24	1.935	1:39.470
88	2.242	1:39.439
67	2.452	1:39.404
64	4.770	1:40.563
16	7.656	1:41.550
91	7.712	1:40.980
76	7.928	1:41.515 D
12	8.190	1:41.004
71	9.331	1:41.198
82	10.520	1:41.490
66	10.897	1:42.038
11	14.391	1:42.419
72	14.940	1:42.192
18	21.160	1:44.236
90	21.457	1:44.756
43	22.480	1:44.202

LAP 5 @ 14:53:44.521

NO	BEHIND	LAP TIME
75		1:39.468
62	0.274	1:39.487
61	0.951	1:39.326
40	1.472	1:39.445
63	1.646	1:39.862
99	2.136	1:39.956
88	2.365	1:39.591
24	2.441	1:39.974
67	2.770	1:39.786
64	6.124	1:40.822
76	10.152	1:41.692
16	10.446	1:42.258
12	10.800	1:42.078
91	10.970	1:42.726
71	11.127	1:41.264
82	12.252	1:41.200
66	12.897	1:41.468
11	17.122	1:42.199
72	17.465	1:41.993
18	25.315	1:43.623
90	25.455	1:43.466
43	27.653	1:44.641 D

LAP 6 @ 14:55:23.568

NO	BEHIND	LAP TIME
75		1:39.047
62	0.290	1:39.063
61	1.048	1:39.144
40	1.834	1:39.409
63	2.161	1:39.562
99	2.365	1:39.276
24	2.549	1:39.155
88	3.064	1:39.746
67	3.241	1:39.518
64	8.183	1:41.106
76	12.253	1:41.148
16	12.670	1:41.271
12	12.882	1:41.129
71	13.097	1:41.017
91	13.150	1:41.227
82	14.690	1:41.485
66	15.323	1:41.473
11	19.892	1:41.817
72	20.078	1:41.660
18	30.369	1:44.101
90	30.509	1:44.101
43	32.642	1:44.036

LAP 7 @ 14:57:02.670

NO	BEHIND	LAP TIME
75		1:39.102
62	0.267	1:39.079
61	0.939	1:38.993
40	2.010	1:39.278
63	2.973	1:39.914
99	3.114	1:39.851
24	3.167	1:39.720
88	3.437	1:39.475
67	3.889	1:39.750
64	10.253	1:41.172
76	14.465	1:41.314
16	14.859	1:41.291
91	14.999	1:40.951
12	15.309	1:41.529
71	15.608	1:41.613
82	16.604	1:41.016
66	17.850	1:41.629
72	22.688	1:41.712 D
11	22.783	1:41.993
18	34.128	1:42.861
90	34.390	1:42.983
43	37.685	1:44.145

LAP 8 @ 14:58:41.711

NO	BEHIND	LAP TIME
75		1:39.041
62	0.489	1:39.263
61	0.884	1:38.986
40	2.798	1:39.829
63	3.456	1:39.524
24	3.592	1:39.466
88	4.069	1:39.673
99	4.082	1:40.009
67	4.432	1:39.584
64	12.446	1:41.234
76	16.516	1:41.092
91	16.756	1:40.798
16	16.906	1:41.088
71	17.562	1:40.995
12	17.822	1:41.554
82	18.179	1:40.616
66	20.607	1:41.798
72	26.326	1:42.679
11	26.495	1:42.753
18	38.390	1:43.303
90	38.487	1:43.138
43	43.187	1:44.543

LAP 9 @ 15:00:20.989

NO	BEHIND	LAP TIME
75		1:39.278
62	0.561	1:39.350
61	0.890	1:39.284
40	3.668	1:40.148
63	3.699	1:39.521
24	3.821	1:39.507
99	4.225	1:39.421
67	5.011	1:39.857
64	14.453	1:41.285
91	18.495	1:41.017
76	19.016	1:41.778
71	19.202	1:40.918
12	19.464	1:40.920
16	19.728	1:42.100
82	19.874	1:40.973 D
66	23.796	1:42.467 D
72	28.990	1:41.942
11	29.488	1:42.271
18	41.461	1:42.349
90	41.814	1:42.605
43	48.573	1:44.664

LAP 10 @ 15:02:00.241

NO	BEHIND	LAP TIME
75		1:39.252
62	0.185	1:38.876
61	0.627	1:38.989
63	4.466	1:40.019
24	4.545	1:39.976
99	4.899	1:39.926
67	5.596	1:39.837
64	16.622	1:41.421
91	19.921	1:40.678
76	20.492	1:40.728
71	20.620	1:40.670
12	20.918	1:40.706
16	21.225	1:40.749
82	21.393	1:40.771
66	26.995	1:42.451
11	32.331	1:42.095
72	32.720	1:42.982
18	44.593	1:42.384
90	45.502	1:42.940
43	53.168	1:43.847

LAP 11 @ 15:03:39.400

NO	BEHIND	LAP TIME
75		1:39.159
62	0.286	1:39.260
61	0.737	1:39.269 D
63	5.725	1:40.418
99	5.992	1:40.252
24	6.048	1:40.662
67	6.634	1:40.197
64	19.156	1:41.693
76	22.539	1:41.206
71	22.707	1:41.246
16	23.090	1:41.024
12	23.181	1:41.422
82	24.652	1:42.418
66	30.674	1:42.838
72	35.869	1:42.308
11	36.553	1:43.381
18	48.389	1:42.955
90	49.799	1:43.456
43	58.329	1:44.320

LAP 12 @ 15:05:18.643

NO	BEHIND	LAP TIME
75		1:39.243
62	0.153	1:39.110
61	0.690	1:39.196
63	6.420	1:39.938
24	6.966	1:40.161
99	7.194	1:40.445
67	7.655	1:40.264
64	21.419	1:41.506
71	24.251	1:40.787
16	24.868	1:41.021
76	24.993	1:41.697
12	25.138	1:41.200
82	27.179	1:41.770
66	34.250	1:42.819 D
11	39.251	1:41.941
72	39.685	1:43.059
18	52.440	1:43.294
90	54.457	1:43.901
43	1:03.063	1:43.977

LAP 13 @ 15:06:57.900

NO	BEHIND	LAP TIME
62		1:39.104
75	0.120	1:39.377
61	1.465	1:40.032
63	7.066	1:39.903
24	7.652	1:39.943
99	7.896	1:39.959
67	8.589	1:40.191
64	24.036	1:41.874
71	26.192	1:41.198
16	26.731	1:41.120
76	27.170	1:41.434
82	29.973	1:42.051
66	38.098	1:43.105
11	42.591	1:42.597
72	42.807	1:42.379
18	56.650	1:43.467
90	58.794	1:43.594
43	1:08.313	1:44.507

LAP 14 @ 15:08:37.544

NO	BEHIND	LAP TIME
75		1:39.524
62	0.084	1:39.728
61	2.722	1:40.901

Weather / Track : Bright / Dry

Donington Park GP: 2.4873 miles
Date: 18/05/2025 Start: 14:45 Finish: 15:08

2025 Bennetts British Superbike Championship - Round 2

2025 R&G British Talent Cup

RACE 2 - LAP CHART

63	7.389	1:39.967	
24	8.098	1:40.090	
99	8.443	1:40.191	
67	9.216	1:40.271	
64	25.793	1:41.401	
71	27.427	1:40.879	
16	27.840	1:40.753	
76	28.327	1:40.801	**D**
82	33.323	1:42.994	
66	41.758	1:43.304	
11	44.307	1:41.360	
72	44.608	1:41.445	
18	1:00.954	1:43.948	
90	1:03.070	1:43.920	
43	1:13.613	1:44.944	

Weather / Track : Bright / Dry

Donington Park GP: 2.4873 miles
Date: 18/05/2025 Start: 14:45 Finish: 15:08

2025 Bennetts British Superbike Championship - Round 2

2025 R&G British Talent Cup

RACE 2 - POSITION CHART

		Lap	1	2	3	4	5	6	7	8	9	10	11	12	13	14
No	Name	Pos														
63	DUNABIE	1	75	75	75	75	75	75	75	75	75	75	75	75	62	75
61	MACKAY	2	63	63	62	62	62	62	62	62	62	62	62	62	75	62
62	SPARKS	3	62	62	63	61	61	61	61	61	61	61	61	61	61	61
99	WILLIS	4	61	61	61	63	40	40	40	40	40	63	63	63	63	63
75	SUROWIAK	5	99	40	40	40	63	63	63	63	63	24	99	24	24	24
88	FOSTER	6	40	99	99	99	99	99	99	24	24	99	24	99	99	99
24	FROST	7	24	24	24	24	88	24	24	88	99	67	67	67	67	67
40	CORREA	8	67	88	88	88	24	88	88	99	67	64	64	64	64	64
42	JOLLIFFE	9	88	67	67	67	67	67	67	67	64	91	76	71	71	71
67	BOWES	10	42	42	64	64	64	64	64	64	91	76	71	16	16	16
76	HUNTINGFORD	11	76	64	16	16	76	76	76	76	76	71	16	76	76	76
19	McPHEE	12	64	19	76	91	16	16	16	91	71	12	12	12	82	82
16	BURROWS	13	19	16	91	76	12	12	91	16	12	16	82	82	66	66
71	GOODMAN	14	16	76	12	12	91	71	12	71	16	82	66	66	11	11
91	RAYMOND Jnr	15	91	91	71	71	71	91	71	12	82	66	72	11	72	72
12	MULLEN	16	71	12	66	82	82	82	82	82	66	11	11	72	18	18
64	EDMUNDS	17	12	71	82	66	66	66	66	66	72	72	18	18	90	90
82	PAYNE	18	66	66	11	11	11	11	72	72	11	18	90	90	43	43
66	ROWAN	19	82	82	72	72	72	72	11	11	18	90	43	43		
11	BISHOP	20	72	11	90	18	18	18	18	18	90	43				
18	STEPHENSON	21	11	72	18	90	90	90	90	90	43					
90	DIVINE	22	90	90	43	43	43	43	43	43						
72	MUNSON	23	18	18												
43	HARDWICK	24	43	43												

Weather / Track : Bright / Dry

Donington Park GP: 2.4873 miles
Date: 18/05/2025 Start: 14:45 Finish: 15:08

Results can be found at www.tsl-timing.com

Printed - 15:12 Sunday, 18 May 2025

2025 Bennetts British Superbike Championship - Round 2

2025 R&G British Talent Cup

RACE 2 - SECTOR ANALYSIS

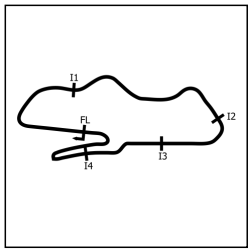

SECTOR 1 = FL to I1, SECTOR 2 = I1 to I2, SECTOR 3 = I2 to I3, SECTOR 4 = I3 to I4, SECTOR 5 = I4 to FL, DIFF = Difference To Personal Best Lap, P = Crossed Finish Line in Pit Lane, D = Time Disallowed

P1 75 Filip SUROWIAK Honda - City Lifting Team

IDEAL LAP TIME : 1:38.709 BEST LAP TIME : 1:39.041 DIFFERENCE : 0.332

LAP	SECTOR 1		SECTOR 2	SECTOR 3		SECTOR 4	SECTOR 5		LAP TIME	MPH	DIFF	TIME OF DAY
1 -		***120.4***	27.238	13.177	***125.4***	11.963	26.057	90.8	1:43.741	86.31	4.700	14:47:06.520
2 -	22.002	118.7	26.959	13.085	121.1	11.759	25.896	91.1	~~1:39.701~~ D	89.81	0.660	14:48:46.221
3 -	21.859	119.4	26.829	13.068	120.6	11.777	25.953	91.3	1:39.486	90.00	0.445	14:50:25.707
4 -	21.964	117.1	26.730	13.083	120.9	11.721	25.848	91.8	1:39.346	90.13	0.305	14:52:05.053
5 -	21.949	118.9	26.734	12.978	122.6	11.910	25.897	91.6	1:39.468	90.02	0.427	14:53:44.521
6 -	21.796	117.9	***26.633***	12.989	121.5	11.753	25.876	91.5	1:39.047 (2)	90.40	0.006	14:55:23.568
7 -	21.867	116.7	26.666	13.056	120.9	11.733	25.780	91.6	1:39.102 (3)	90.35	0.061	14:57:02.670
8 -	21.812	117.1	26.641	13.039	120.6	***11.698***	25.851	91.5	***1:39.041*** (1)	***90.41***		***14:58:41.711***
9 -	21.867	117.1	26.761	13.112	120.2	11.756	25.782	91.8	1:39.278	90.19	0.237	15:00:20.989
10 -	21.867	117.7	26.634	***12.915***	122.9	11.915	25.921	91.6	1:39.252	90.21	0.211	15:02:00.241
11 -	21.845	120.0	26.743	13.049	121.7	11.743	***25.779***	91.4	1:39.159	90.30	0.118	15:03:39.400
12 -	21.980	118.5	26.686	13.003	121.5	11.716	25.858	91.0	1:39.243	90.22	0.202	15:05:18.643
13 -	21.854	116.9	26.741	12.971	122.2	11.841	25.970	***92.4***	1:39.377	90.10	0.336	15:06:58.020
14 -	***21.684***	117.5	26.878	13.123	121.1	11.934	25.905	91.8	1:39.524	89.97	0.483	15:08:37.544

P2 62 Ethan SPARKS Honda - Kovara Projects / RS Racing

IDEAL LAP TIME : 1:38.518 BEST LAP TIME : 1:38.876 DIFFERENCE : 0.358

LAP	SECTOR 1		SECTOR 2	SECTOR 3		SECTOR 4	SECTOR 5		LAP TIME	MPH	DIFF	TIME OF DAY
1 -		114.5	27.800	13.010	***127.0***	12.187	26.261	92.8	1:44.431	85.74	5.555	14:47:07.210
2 -	21.834	***118.7***	26.743	12.921	126.8	12.015	26.116	94.3	1:39.629	89.87	0.753	14:48:46.839
3 -	21.697	***118.7***	26.786	12.938	124.2	11.890	25.936	93.4	1:39.247	90.22	0.371	14:50:26.086
4 -	21.746	114.9	26.791	12.992	124.5	***11.838***	25.855	94.1	1:39.222	90.24	0.346	14:52:05.308
5 -	21.802	116.7	26.873	***12.895***	125.2	11.976	25.941	93.7	1:39.487	90.00	0.611	14:53:44.795
6 -	21.694	116.3	26.659	12.934	124.7	11.845	25.931	93.9	1:39.063 (2)	90.39	0.187	14:55:23.858
7 -	21.753	115.1	26.621	12.946	123.8	11.943	25.816	94.2	1:39.079 (3)	90.37	0.203	14:57:02.937
8 -	21.685	114.7	26.630	12.974	123.1	11.980	25.994	94.1	1:39.263	90.20	0.387	14:58:42.200
9 -	21.641	110.7	26.818	13.013	122.0	12.016	25.862	94.2	1:39.350	90.13	0.474	15:00:21.550
10 -	***21.570***	118.1	***26.499***	12.897	124.7	11.939	25.971	94.5	***1:38.876*** (1)	***90.56***		***15:02:00.426***
11 -	21.786	117.3	26.749	12.981	122.9	11.972	25.772	***94.6***	1:39.260	90.21	0.384	15:03:39.686
12 -	21.807	115.5	26.735	12.911	123.3	11.888	25.769	93.5	1:39.110	90.34	0.234	15:05:18.796
13 -	21.829	116.5	26.706	13.002	124.7	11.851	***25.716***	93.7	1:39.104	90.35	0.228	15:06:57.900
14 -	21.739	118.1	26.964	13.141	121.7	11.924	25.960	94.2	1:39.728	89.78	0.852	15:08:37.628

P3 61 Harrison MACKAY Honda - Kovara Projects / RS Racing

IDEAL LAP TIME : 1:38.604 BEST LAP TIME : 1:38.986 DIFFERENCE : 0.382

LAP	SECTOR 1		SECTOR 2	SECTOR 3		SECTOR 4	SECTOR 5		LAP TIME	MPH	DIFF	TIME OF DAY
1 -		113.1	27.572	13.077	124.9	12.105	26.753	91.6	1:44.622	85.58	5.636	14:47:07.401
2 -	21.846	***119.4***	26.742	12.933	125.4	11.966	26.249	92.3	~~1:39.736~~ D	89.78	0.750	14:48:47.137
3 -	21.742	115.7	26.833	12.891	125.4	11.967	26.203	92.1	1:39.636	89.87	0.650	14:50:26.773
4 -	21.756	117.1	26.803	12.809	***125.9***	11.997	26.008	91.8	1:39.373	90.10	0.387	14:52:06.146
5 -	21.895	117.5	26.693	12.848	124.5	11.885	26.005	92.3	1:39.326	90.15	0.340	14:53:45.472
6 -	21.780	115.7	26.740	12.836	123.5	11.860	25.928	92.3	1:39.144	90.31	0.158	14:55:24.616
7 -	21.888	116.3	26.613	12.896	123.3	11.804	***25.792***	92.4	1:38.993 (3)	90.45	0.007	14:57:03.609
8 -	21.726	116.7	***26.584***	12.865	123.1	11.885	25.926	92.4	***1:38.986*** (1)	***90.46***		***14:58:42.595***
9 -	21.744	117.1	26.713	12.808	124.0	11.978	26.041	92.4	1:39.284	90.19	0.298	15:00:21.879
10 -	21.667	117.3	26.602	12.880	125.4	***11.796***	26.044	92.4	1:38.989 (2)	90.45	0.003	15:02:00.868
11 -	***21.656***	117.9	26.772	***12.776***	124.2	12.037	26.028	***92.8***	~~1:39.269~~ D	90.20	0.283	15:03:40.137
12 -	21.823	116.7	26.610	12.879	124.0	11.881	26.003	92.0	1:39.196	90.27	0.210	15:05:19.333
13 -	21.878	117.3	27.034	12.927	123.8	11.888	26.305	91.9	1:40.032	89.51	1.046	15:06:59.365
14 -	22.079	114.1	27.219	13.008	123.1	12.039	26.556	89.8	1:40.901	88.74	1.915	15:08:40.266

Weather / Track : Bright / Dry

Donington Park GP: 2.4873 miles
Date: 18/05/2025 Start: 14:45 Finish: 15:08

2025 Bennetts British Superbike Championship - Round 2

2025 R&G British Talent Cup

RACE 2 - SECTOR ANALYSIS

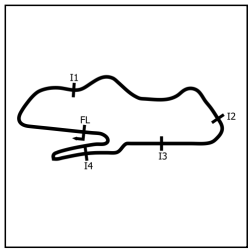

SECTOR 1 = FL to I1, SECTOR 2 = I1 to I2, SECTOR 3 = I2 to I3, SECTOR 4 = I3 to I4, SECTOR 5 = I4 to FL, DIFF = Difference To Personal Best Lap, P = Crossed Finish Line in Pit Lane, D = Time Disallowed

P4 63 Jack DUNABIE Honda - Kovara Projects / RS Racing

IDEAL LAP TIME : 1:39.127 BEST LAP TIME : 1:39.521 DIFFERENCE : 0.394

LAP	SECTOR 1		SECTOR 2	SECTOR 3		SECTOR 4	SECTOR 5		LAP TIME	MPH	DIFF	TIME OF DAY
1 -		115.9	27.491	13.191	124.2	11.929	26.335	92.5	1:43.929	86.15	4.408	14:47:06.708
2 -	21.952	114.9	26.931	13.028	125.6	12.027	26.106	92.6	1:40.044	89.50	0.523	14:48:46.752
3 -	21.919	117.1	26.841	12.987	125.2	11.944	26.084	93.0	1:39.775	89.74	0.254	14:50:26.527
4 -	21.732	117.3	26.870	12.975	125.6	11.940	26.261	***93.5***	1:39.778	89.74	0.257	14:52:06.305
5 -	21.851	117.3	26.990	***12.857***	***127.8***	12.098	26.066	93.4	1:39.862	89.66	0.341	14:53:46.167
6 -	***21.603***	117.1	26.958	12.876	126.6	12.006	26.119	93.0	1:39.562 **(3)**	89.93	0.041	14:55:25.729
7 -	21.722	***118.3***	26.900	12.986	124.9	12.018	26.288	92.9	1:39.914	89.62	0.393	14:57:05.643
8 -	21.768	116.5	***26.795***	13.009	124.2	11.912	***26.040***	93.3	1:39.524 **(2)**	89.97	0.003	14:58:45.167
9 -	21.621	118.1	26.822	13.012	123.8	11.882	26.184	93.2	***1:39.521*** **(1)**	***89.97***		***15:00:24.688***
10 -	21.770	113.5	27.155	12.996	124.9	***11.832***	26.266	91.3	1:40.019	89.52	0.498	15:02:04.707
11 -	22.116	115.1	27.040	13.020	124.2	11.928	26.314	93.4	1:40.418	89.17	0.897	15:03:45.125
12 -	21.921	115.1	26.923	13.030	124.0	11.907	26.157	92.8	1:39.938	89.60	0.417	15:05:25.063
13 -	21.858	114.7	26.958	13.058	124.2	11.885	26.144	93.2	1:39.903	89.63	0.382	15:07:04.966
14 -	21.813	114.7	26.997	13.123	123.8	11.890	26.144	93.2	1:39.967	89.57	0.446	15:08:44.933

P5 24 Ryan FROST Honda - Fibretec Honda by Mlav Racing

IDEAL LAP TIME : 1:38.918 BEST LAP TIME : 1:39.155 DIFFERENCE : 0.237

LAP	SECTOR 1		SECTOR 2	SECTOR 3		SECTOR 4	SECTOR 5		LAP TIME	MPH	DIFF	TIME OF DAY
1 -		118.7	27.860	13.031	124.9	11.998	26.788	92.3	1:45.277	85.05	6.122	14:47:08.056
2 -	21.766	120.2	26.922	12.970	123.5	11.880	26.247	92.4	1:39.785	89.73	0.630	14:48:47.841
3 -	21.792	***122.4***	26.870	12.958	124.2	11.861	26.196	92.4	~~1:39.677~~ **D**	89.83	0.522	14:50:27.518
4 -	21.786	120.6	26.903	12.901	124.7	***11.757***	26.123	92.8	1:39.470 **(3)**	90.02	0.315	14:52:06.988
5 -	21.885	119.6	26.860	12.852	125.6	11.818	26.559	***93.0***	1:39.974	89.56	0.819	14:53:46.962
6 -	21.811	121.1	***26.691***	***12.784***	***125.9***	11.875	***25.994***	92.9	***1:39.155*** **(1)**	***90.30***		***14:55:26.117***
7 -	21.795	121.1	26.770	12.863	***125.9***	11.868	26.424	92.1	1:39.720	89.79	0.565	14:57:05.837
8 -	21.820	120.0	26.807	12.889	124.7	11.848	26.102	92.9	1:39.466 **(2)**	90.02	0.311	14:58:45.303
9 -	***21.692***	120.0	26.793	12.953	124.2	11.834	26.235	92.8	1:39.507	89.98	0.352	15:00:24.810
10 -	21.938	118.5	26.983	12.928	125.4	11.865	26.262	92.1	1:39.976	89.56	0.821	15:02:04.786
11 -	22.110	114.3	27.256	13.118	123.5	11.874	26.304	89.9	1:40.662	88.95	1.507	15:03:45.448
12 -	22.183	119.1	26.893	13.102	123.1	11.841	26.142	92.3	1:40.161	89.40	1.006	15:05:25.609
13 -	21.940	119.4	27.099	13.044	122.9	11.775	26.085	92.3	1:39.943	89.59	0.788	15:07:05.552
14 -	21.969	118.3	27.092	13.142	122.2	11.805	26.082	92.5	1:40.090	89.46	0.935	15:08:45.642

P6 99 Peter WILLIS Honda - WM Racing

IDEAL LAP TIME : 1:38.798 BEST LAP TIME : 1:39.276 DIFFERENCE : 0.478

LAP	SECTOR 1		SECTOR 2	SECTOR 3		SECTOR 4	SECTOR 5		LAP TIME	MPH	DIFF	TIME OF DAY
1 -		118.3	27.820	12.899	124.9	12.153	26.464	91.6	1:44.849	85.40	5.573	14:47:07.628
2 -	21.746	122.6	27.050	***12.858***	125.2	12.010	26.297	91.8	1:39.961	89.57	0.685	14:48:47.589
3 -	***21.649***	***124.0***	26.788	13.045	123.3	12.005	26.250	91.3	1:39.737	89.78	0.461	14:50:27.326
4 -	21.817	121.1	26.832	12.902	122.9	11.890	***25.934***	***92.3***	1:39.375 **(2)**	90.10	0.099	14:52:06.701
5 -	21.707	118.7	26.865	12.883	***125.6***	12.040	26.461	92.0	1:39.956	89.58	0.680	14:53:46.657
6 -	21.827	120.6	***26.568***	12.871	123.8	11.811	26.199	92.1	***1:39.276*** **(1)**	***90.19***		***14:55:25.933***
7 -	21.894	121.1	26.635	13.015	123.1	11.910	26.397	91.6	1:39.851	89.67	0.575	14:57:05.784
8 -	21.999	121.5	26.825	12.912	123.8	11.835	26.438	91.3	1:40.009	89.53	0.733	14:58:45.793
9 -	22.012	118.5	26.734	12.919	121.7	***11.789***	25.967	91.8	1:39.421 **(3)**	90.06	0.145	15:00:25.214
10 -	22.030	120.4	26.683	12.907	124.0	11.882	26.424	90.6	1:39.926	89.61	0.650	15:02:05.140
11 -	22.006	119.8	26.957	12.945	122.6	11.899	26.445	88.4	1:40.252	89.31	0.976	15:03:45.392
12 -	22.345	117.7	26.921	13.023	123.8	11.977	26.179	91.9	1:40.445	89.14	1.169	15:05:25.837
13 -	21.982	119.1	26.963	13.032	124.0	11.848	26.134	91.3	1:39.959	89.58	0.683	15:07:05.796
14 -	21.845	120.9	27.084	13.107	121.7	12.047	26.108	90.3	1:40.191	89.37	0.915	15:08:45.987

Weather / Track : Bright / Dry

Donington Park GP: 2.4873 miles
Date: 18/05/2025 Start: 14:45 Finish: 15:08

2025 Bennetts British Superbike Championship - Round 2

2025 R&G British Talent Cup

RACE 2 - SECTOR ANALYSIS

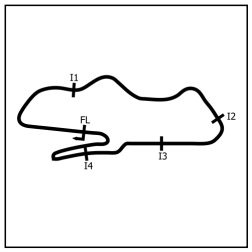

SECTOR 1 = FL to I1, SECTOR 2 = I1 to I2, SECTOR 3 = I2 to I3, SECTOR 4 = I3 to I4, SECTOR 5 = I4 to FL, DIFF = Difference To Personal Best Lap, P = Crossed Finish Line in Pit Lane, D = Time Disallowed

P7 67 George BOWES Honda - GB | 67 / Edwards Racing

IDEAL LAP TIME : 1:39.174 BEST LAP TIME : 1:39.404 DIFFERENCE : 0.230

LAP	SECTOR 1		SECTOR 2	SECTOR 3		SECTOR 4	SECTOR 5		LAP TIME	MPH	DIFF	TIME OF DAY
1 -		116.5	27.703	13.193	***125.2***	12.194	26.682	91.8	1:45.521	84.85	6.117	14:47:08.300
2 -	21.978	119.8	26.957	13.105	124.7	11.922	26.287	91.9	~~1:40.249~~ **D**	89.32	0.845	14:48:48.549
3 -	21.859	***123.1***	***26.629***	13.089	123.1	11.884	26.091	92.0	1:39.552 **(3)**	89.94	0.148	14:50:28.101
4 -	21.950	120.9	26.668	12.981	123.8	***11.871***	***25.934***	***93.0***	***1:39.404*** **(1)**	***90.08***		***14:52:07.505***
5 -	21.871	122.9	26.680	13.024	124.5	11.998	26.213	92.4	1:39.786	89.73	0.382	14:53:47.291
6 -	21.898	120.9	26.658	***12.905***	124.0	11.984	26.073	92.5	1:39.518 **(2)**	89.97	0.114	14:55:26.809
7 -	21.971	117.5	26.663	13.009	123.8	12.152	25.955	92.0	1:39.750	89.76	0.346	14:57:06.559
8 -	***21.835***	119.8	26.774	12.942	124.0	11.976	26.057	92.0	1:39.584	89.91	0.180	14:58:46.143
9 -	21.923	121.3	26.844	13.097	121.1	11.995	25.998	91.8	1:39.857	89.67	0.453	15:00:26.000
10 -	22.015	119.1	26.827	13.004	123.1	11.979	26.012	91.6	1:39.837	89.69	0.433	15:02:05.837
11 -	21.984	119.8	27.015	13.081	122.0	12.097	26.020	92.5	1:40.197	89.36	0.793	15:03:46.034
12 -	21.929	119.4	26.887	13.065	123.5	12.074	26.309	89.8	1:40.264	89.30	0.860	15:05:26.298
13 -	22.073	119.4	26.946	13.081	123.5	11.982	26.109	91.6	1:40.191	89.37	0.787	15:07:06.489
14 -	21.986	116.7	27.035	13.146	122.6	12.078	26.026	91.9	1:40.271	89.30	0.867	15:08:46.760

P8 64 Clayton EDMUNDS Honda - City Lifting Team

IDEAL LAP TIME : 1:39.842 BEST LAP TIME : 1:39.911 DIFFERENCE : 0.069

LAP	SECTOR 1		SECTOR 2	SECTOR 3		SECTOR 4	SECTOR 5		LAP TIME	MPH	DIFF	TIME OF DAY
1 -		115.5	27.455	13.089	***125.4***	12.689	26.660	***92.0***	1:46.336	84.20	6.425	14:47:09.115
2 -	21.937	***120.6***	27.026	13.093	122.2	11.973	26.205	91.6	1:40.234 **(2)**	89.33	0.323	14:48:49.349
3 -	***21.721***	120.4	***26.961***	***13.086***	124.7	11.963	26.180	91.1	***1:39.911*** **(1)**	***89.62***		***14:50:29.260***
4 -	22.177	117.3	27.102	13.210	119.8	***11.913***	***26.161***	91.3	1:40.563 **(3)**	89.04	0.652	14:52:09.823
5 -	22.185	116.1	27.250	13.115	120.6	11.995	26.277	91.1	1:40.822	88.81	0.911	14:53:50.645
6 -	22.188	116.3	27.239	13.225	120.9	12.077	26.377	90.5	1:41.106	88.56	1.195	14:55:31.751
7 -	22.138	115.9	27.270	13.284	118.9	12.068	26.412	90.3	1:41.172	88.50	1.261	14:57:12.923
8 -	22.256	114.7	27.090	13.273	118.9	12.082	26.533	90.9	1:41.234	88.45	1.323	14:58:54.157
9 -	22.266	116.7	27.287	13.221	119.6	12.053	26.458	90.8	1:41.285	88.40	1.374	15:00:35.442
10 -	22.279	115.9	27.376	13.292	119.8	12.027	26.447	90.8	1:41.421	88.28	1.510	15:02:16.863
11 -	22.373	114.3	27.677	13.181	119.8	12.099	26.363	90.0	1:41.693	88.05	1.782	15:03:58.556
12 -	22.316	115.1	27.396	13.209	119.6	12.173	26.412	90.6	1:41.506	88.21	1.595	15:05:40.062
13 -	22.490	115.1	27.506	13.301	119.8	12.141	26.436	90.8	1:41.874	87.89	1.963	15:07:21.936
14 -	22.314	115.7	27.367	13.231	120.0	12.058	26.431	90.4	1:41.401	88.30	1.490	15:09:03.337

P9 71 Daniel GOODMAN Honda - Fibretec Honda by Mlav Racing

IDEAL LAP TIME : 1:40.048 BEST LAP TIME : 1:40.670 DIFFERENCE : 0.622

LAP	SECTOR 1		SECTOR 2	SECTOR 3		SECTOR 4	SECTOR 5		LAP TIME	MPH	DIFF	TIME OF DAY
1 -		112.0	27.777	13.111	122.2	12.267	27.181	90.3	1:47.240	83.49	6.570	14:47:10.019
2 -	22.252	114.3	27.436	13.380	121.7	12.232	26.574	89.5	1:41.874	87.89	1.204	14:48:51.893
3 -	22.233	118.5	27.008	13.274	118.5	12.091	26.687	89.7	1:41.293	88.40	0.623	14:50:33.186
4 -	22.455	115.7	27.173	13.213	118.7	11.929	26.428	89.7	1:41.198	88.48	0.528	14:52:14.384
5 -	22.283	115.5	27.041	***13.010***	121.1	12.058	26.872	***90.8***	1:41.264	88.42	0.594	14:53:55.648
6 -	21.958	116.9	27.190	13.040	121.7	12.135	26.694	***90.8***	1:41.017	88.64	0.347	14:55:36.665
7 -	22.147	116.3	27.131	13.093	120.9	12.563	26.679	90.4	1:41.613	88.12	0.943	14:57:18.278
8 -	***21.852***	***119.8***	27.020	13.288	121.3	12.420	26.415	90.3	1:40.995	88.66	0.325	14:58:59.273
9 -	22.133	117.5	27.007	13.146	121.7	12.016	26.616	90.5	1:40.918	88.73	0.248	15:00:40.191
10 -	22.168	117.9	***27.003***	13.037	***123.3***	12.002	26.460	***90.8***	***1:40.670*** **(1)**	***88.94***		***15:02:20.861***
11 -	22.274	114.9	27.081	13.065	120.4	12.114	26.712	90.3	1:41.246	88.44	0.576	15:04:02.107
12 -	22.341	116.7	27.147	13.037	120.6	***11.866***	26.396	89.1	1:40.787 **(2)**	88.84	0.117	15:05:42.894
13 -	22.338	115.7	27.189	13.141	119.1	11.989	26.541	88.8	1:41.198	88.48	0.528	15:07:24.092
14 -	22.305	114.9	27.186	13.183	118.5	11.888	***26.317***	89.1	1:40.879 **(3)**	88.76	0.209	15:09:04.971

2025 Bennetts British Superbike Championship - Round 2

2025 R&G British Talent Cup

RACE 2 - SECTOR ANALYSIS

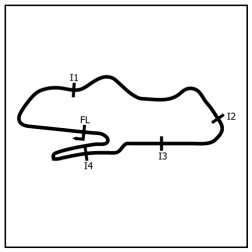

SECTOR 1 = FL to I1, SECTOR 2 = I1 to I2, SECTOR 3 = I2 to I3, SECTOR 4 = I3 to I4, SECTOR 5 = I4 to FL, DIFF = Difference To Personal Best Lap, P = Crossed Finish Line in Pit Lane, D = Time Disallowed

P10 16 Jack BURROWS Honda - Burows Engineering / RK Racing

IDEAL LAP TIME : 1:40.236 BEST LAP TIME : 1:40.612 DIFFERENCE : 0.376

LAP	SECTOR 1		SECTOR 2	SECTOR 3		SECTOR 4	SECTOR 5		LAP TIME	MPH	DIFF	TIME OF DAY
1 -		113.9	27.666	13.232	***123.3***	12.644	27.123	90.3	1:46.930	83.74	6.318	14:47:09.709
2 -	22.229	119.4	***26.847***	13.167	122.2	11.894	26.475	89.8	***1:40.612*** **(1)**	***88.99***		***14:48:50.321***
3 -	22.057	118.7	27.002	13.217	120.0	11.999	26.563	88.8	1:40.838	88.80	0.226	14:50:31.159
4 -	22.337	116.7	27.198	13.336	118.7	12.262	26.417	89.7	1:41.550	88.17	0.938	14:52:12.709
5 -	22.450	115.7	27.360	13.352	119.8	12.354	26.742	90.1	1:42.258	87.56	1.646	14:53:54.967
6 -	22.075	118.1	27.406	13.210	121.7	12.002	26.578	89.7	1:41.271	88.42	0.659	14:55:36.238
7 -	22.168	118.1	27.205	13.314	119.8	12.086	26.518	90.1	1:41.291	88.40	0.679	14:57:17.529
8 -	22.112	117.5	27.150	13.248	120.0	11.967	26.611	***90.8***	1:41.088	88.58	0.476	14:58:58.617
9 -	22.044	118.9	27.583	13.217	120.6	12.079	27.177	90.6	1:42.100	87.70	1.488	15:00:40.717
10 -	***22.001***	119.1	27.148	13.141	122.6	11.972	26.487	90.5	1:40.749 **(2)**	88.87	0.137	15:02:21.466
11 -	22.011	119.1	27.055	***13.138***	122.0	11.979	26.841	89.8	1:41.024	88.63	0.412	15:04:02.490
12 -	22.143	***119.6***	27.094	13.175	121.5	12.003	26.606	89.5	1:41.021	88.63	0.409	15:05:43.511
13 -	22.248	118.5	27.165	13.361	119.1	11.853	26.493	89.5	1:41.120	88.55	0.508	15:07:24.631
14 -	22.189	118.1	26.977	13.337	118.5	***11.835***	***26.415***	89.2	1:40.753 **(3)**	88.87	0.141	15:09:05.384

P11 76 Charlie HUNTINGFORD Honda - Holmes Plant Mototechniks Racing

IDEAL LAP TIME : 1:40.422 BEST LAP TIME : 1:40.728 DIFFERENCE : 0.306

LAP	SECTOR 1		SECTOR 2	SECTOR 3		SECTOR 4	SECTOR 5		LAP TIME	MPH	DIFF	TIME OF DAY
1 -		116.5	27.576	13.321	***123.1***	12.389	26.809	91.0	1:46.271	84.26	5.543	14:47:09.050
2 -	22.185	118.7	27.296	***13.095***	122.9	11.949	26.836	90.6	1:41.361	88.34	0.633	14:48:50.411
3 -	22.121	117.5	27.117	13.170	120.9	12.237	***26.410***	90.0	1:41.055 **(2)**	88.60	0.327	14:50:31.466
4 -	22.138	116.1	27.462	13.133	120.9	12.200	26.582	***91.4***	~~1:41.515~~ **D**	88.20	0.787	14:52:12.981
5 -	22.398	113.1	27.272	13.269	120.0	12.221	26.532	89.9	1:41.692	88.05	0.964	14:53:54.673
6 -	22.300	114.5	27.266	13.230	119.6	11.919	26.433	90.1	1:41.148	88.52	0.420	14:55:35.821
7 -	22.423	114.5	27.187	13.256	118.1	11.983	26.465	90.1	1:41.314	88.38	0.586	14:57:17.135
8 -	22.159	114.7	27.192	13.281	118.3	11.946	26.514	90.5	1:41.092 **(3)**	88.57	0.364	14:58:58.227
9 -	22.185	116.1	27.513	13.214	122.0	12.029	26.837	90.5	1:41.778	87.98	1.050	15:00:40.005
10 -	22.154	116.3	26.989	13.158	122.0	***11.902***	26.525	90.3	***1:40.728*** **(1)**	***88.89***		***15:02:20.733***
11 -	22.277	115.9	27.043	13.180	121.1	11.985	26.721	89.8	1:41.206	88.47	0.478	15:04:01.939
12 -	22.291	115.3	27.144	13.235	118.1	12.238	26.789	91.3	1:41.697	88.05	0.969	15:05:43.636
13 -	22.236	113.5	27.063	13.739	119.4	11.965	26.431	90.5	1:41.434	88.27	0.706	15:07:25.070
14 -	***22.064***	***119.1***	***26.951***	13.106	120.6	12.015	26.665	89.7	~~1:40.801~~ **D**	88.83	0.073	15:09:05.871

P12 82 Kyle PAYNE Honda - Halo Racing

IDEAL LAP TIME : 1:40.172 BEST LAP TIME : 1:40.616 DIFFERENCE : 0.444

LAP	SECTOR 1		SECTOR 2	SECTOR 3		SECTOR 4	SECTOR 5		LAP TIME	MPH	DIFF	TIME OF DAY
1 -		114.1	28.347	13.098	123.1	12.560	27.109	90.1	1:48.136	82.80	7.520	14:47:10.915
2 -	22.035	***121.3***	27.253	13.146	123.3	12.220	26.963	90.8	1:41.617	88.11	1.001	14:48:52.532
3 -	22.060	120.2	27.190	13.081	123.1	12.542	26.678	90.9	1:41.551	88.17	0.935	14:50:34.083
4 -	22.151	118.5	27.348	13.238	122.0	12.339	26.414	90.1	1:41.490	88.22	0.874	14:52:15.573
5 -	22.151	118.9	27.103	13.167	120.2	12.348	26.431	90.0	1:41.200	88.48	0.584	14:53:56.773
6 -	22.266	119.4	27.392	13.178	121.1	12.084	26.565	90.0	1:41.485	88.23	0.869	14:55:38.258
7 -	22.178	118.1	27.126	13.307	119.6	12.061	26.344	90.6	1:41.016 **(3)**	88.64	0.400	14:57:19.274
8 -	22.015	119.6	***27.032***	13.292	120.4	11.959	***26.318***	91.3	***1:40.616*** **(1)**	***88.99***		***14:58:59.890***
9 -	***21.897***	120.6	27.232	13.121	122.2	***11.910***	26.813	91.0	~~1:40.973~~ **D**	88.68	0.357	15:00:40.863
10 -	21.998	120.2	27.163	***13.015***	***124.0***	12.146	26.449	***91.4***	1:40.771 **(2)**	88.85	0.155	15:02:21.634
11 -	21.928	116.9	27.142	13.655	121.7	12.726	26.967	89.7	1:42.418	87.43	1.802	15:04:04.052
12 -	22.198	119.6	27.598	13.279	119.1	12.061	26.634	89.8	1:41.770	87.98	1.154	15:05:45.822
13 -	22.311	116.1	27.447	13.527	118.9	12.091	26.675	89.4	1:42.051	87.74	1.435	15:07:27.873
14 -	22.491	109.6	27.935	13.583	117.7	12.157	26.828	88.6	1:42.994	86.94	2.378	15:09:10.867

2025 Bennetts British Superbike Championship - Round 2

2025 R&G British Talent Cup

RACE 2 - SECTOR ANALYSIS

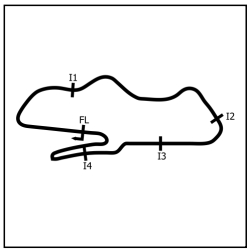

SECTOR 1 = FL to I1, SECTOR 2 = I1 to I2, SECTOR 3 = I2 to I3, SECTOR 4 = I3 to I4, SECTOR 5 = I4 to FL, DIFF = Difference To Personal Best Lap, P = Crossed Finish Line in Pit Lane, D = Time Disallowed

P13 66 Alexander ROWAN Honda - Mortimer Racing

IDEAL LAP TIME : 1:40.923 BEST LAP TIME : 1:41.468 DIFFERENCE : 0.545

LAP	SECTOR 1		SECTOR 2	SECTOR 3		SECTOR 4	SECTOR 5		LAP TIME	MPH	DIFF	TIME OF DAY
1 -		116.3	27.854	13.079	***124.2***	12.576	27.074	91.1	1:47.902	82.98	6.434	14:47:10.681
2 -	22.060	120.9	***26.933***	13.212	***124.2***	12.409	26.998	91.1	1:41.612 **(3)**	88.12	0.144	14:48:52.293
3 -	22.081	120.9	27.147	13.191	122.4	12.440	26.760	90.8	1:41.619	88.11	0.151	14:50:33.912
4 -	22.218	117.9	27.299	13.240	120.4	12.472	26.809	***91.4***	1:42.038	87.75	0.570	14:52:15.950
5 -	***21.913***	***121.5***	27.074	***13.049***	122.4	12.705	26.727	***91.4***	***1:41.468*** **(1)**	***88.24***		***14:53:57.418***
6 -	22.055	118.5	27.118	13.081	122.0	12.454	26.765	91.0	1:41.473 **(2)**	88.24	0.005	14:55:38.891
7 -	22.160	118.3	27.151	13.090	122.0	***12.339***	26.889	89.8	1:41.629	88.10	0.161	14:57:20.520
8 -	22.193	117.7	27.334	13.208	120.0	12.374	***26.689***	91.0	1:41.798	87.96	0.330	14:59:02.318
9 -	22.321	117.3	27.473	13.249	119.8	12.488	26.936	90.4	~~1:42.467~~ **D**	87.38	0.999	15:00:44.785
10 -	22.483	116.7	27.462	13.206	121.5	12.376	26.924	90.1	1:42.451	87.40	0.983	15:02:27.236
11 -	22.432	115.1	27.429	13.285	119.1	12.563	27.129	90.6	1:42.838	87.07	1.370	15:04:10.074
12 -	22.436	114.9	27.498	13.301	118.9	12.547	27.037	90.0	~~1:42.819~~ **D**	87.08	1.351	15:05:52.893
13 -	22.517	116.3	27.744	13.430	119.4	12.495	26.919	90.4	1:43.105	86.84	1.637	15:07:35.998
14 -	22.638	115.7	27.648	13.492	117.7	12.507	27.019	90.1	1:43.304	86.68	1.836	15:09:19.302

P14 11 Jensen BISHOP Honda - Wilson Racing

IDEAL LAP TIME : 1:41.110 BEST LAP TIME : 1:41.360 DIFFERENCE : 0.250

LAP	SECTOR 1		SECTOR 2	SECTOR 3		SECTOR 4	SECTOR 5		LAP TIME	MPH	DIFF	TIME OF DAY
1 -		109.4	27.984	***13.114***	***124.5***	12.828	27.431	91.1	1:49.368	81.87	8.008	14:47:12.147
2 -	22.324	113.3	27.519	13.258	121.5	12.481	26.710	90.3	1:42.292	87.53	0.932	14:48:54.439
3 -	22.265	116.3	27.602	13.255	119.6	12.697	26.767	90.9	1:42.586	87.28	1.226	14:50:37.025
4 -	22.309	115.7	27.619	13.242	119.1	12.414	26.835	91.1	1:42.419	87.42	1.059	14:52:19.444
5 -	22.287	114.3	27.514	13.301	117.7	12.390	26.707	90.8	1:42.199	87.61	0.839	14:54:01.643
6 -	***22.184***	116.3	27.484	13.211	120.6	12.254	26.684	90.9	1:41.817 **(2)**	87.94	0.457	14:55:43.460
7 -	22.384	116.1	***27.152***	13.380	119.4	12.220	26.857	***92.3***	1:41.993	87.79	0.633	14:57:25.453
8 -	22.384	***117.7***	27.635	13.301	119.8	12.435	26.998	91.6	1:42.753	87.14	1.393	14:59:08.206
9 -	22.250	116.1	27.277	13.235	119.8	12.264	27.245	91.4	1:42.271	87.55	0.911	15:00:50.477
10 -	22.263	115.1	27.825	13.220	122.0	***12.138***	26.649	90.9	1:42.095	87.70	0.735	15:02:32.572
11 -	22.488	110.3	27.679	13.220	119.8	12.493	27.501	91.6	1:43.381	86.61	2.021	15:04:15.953
12 -	22.232	114.7	27.726	13.155	120.6	12.306	***26.522***	90.9	1:41.941 **(3)**	87.83	0.581	15:05:57.894
13 -	22.525	115.5	27.434	13.462	119.4	12.317	26.859	87.8	1:42.597	87.27	1.237	15:07:40.491
14 -	22.221	113.7	27.245	13.174	120.2	12.161	26.559	91.3	***1:41.360*** **(1)**	***88.34***		***15:09:21.851***

P15 72 Samuel MUNSON Honda - Wilson Racing

IDEAL LAP TIME : 1:41.271 BEST LAP TIME : 1:41.445 DIFFERENCE : 0.174

LAP	SECTOR 1		SECTOR 2	SECTOR 3		SECTOR 4	SECTOR 5		LAP TIME	MPH	DIFF	TIME OF DAY
1 -		112.0	28.172	13.384	121.3	12.799	27.364	88.8	1:49.223	81.98	7.778	14:47:12.002
2 -	22.519	116.1	27.639	13.152	***122.6***	12.433	27.087	89.8	1:42.830	87.08	1.385	14:48:54.832
3 -	22.470	114.9	27.476	13.305	116.3	12.562	27.156	89.2	1:42.969	86.96	1.524	14:50:37.801
4 -	22.546	114.1	27.517	13.298	118.5	12.183	26.648	89.3	1:42.192	87.62	0.747	14:52:19.993
5 -	22.369	115.3	27.341	13.227	119.6	12.132	26.924	89.8	1:41.993	87.79	0.548	14:54:01.986
6 -	***22.295***	115.9	27.307	***13.102***	121.3	12.051	26.905	89.3	1:41.660 **(2)**	88.08	0.215	14:55:43.646
7 -	22.346	***117.3***	***27.224***	13.215	120.2	12.201	26.726	89.8	~~1:41.712~~ **D**	88.03	0.267	14:57:25.358
8 -	22.616	113.5	27.629	13.226	120.6	12.422	26.786	89.1	1:42.679	87.20	1.234	14:59:08.037
9 -	22.553	111.2	27.342	13.242	119.6	12.025	26.780	88.4	1:41.942 **(3)**	87.83	0.497	15:00:49.979
10 -	22.708	110.3	27.752	13.341	118.9	12.165	27.016	89.4	1:42.982	86.95	1.537	15:02:32.961
11 -	22.517	114.9	27.447	13.232	118.1	12.303	26.809	89.3	1:42.308	87.52	0.863	15:04:15.269
12 -	22.567	113.3	27.941	13.464	118.1	12.233	26.854	88.8	1:43.059	86.88	1.614	15:05:58.328
13 -	22.507	116.7	27.297	13.276	120.4	12.279	27.020	89.4	1:42.379	87.46	0.934	15:07:40.707
14 -	22.316	115.7	27.300	13.179	118.9	***12.004***	***26.646***	***90.1***	***1:41.445*** **(1)**	***88.26***		***15:09:22.152***

Weather / Track : Bright / Dry

Donington Park GP: 2.4873 miles
Date: 18/05/2025 Start: 14:45 Finish: 15:08

2025 Bennetts British Superbike Championship - Round 2

2025 R&G British Talent Cup

RACE 2 - SECTOR ANALYSIS

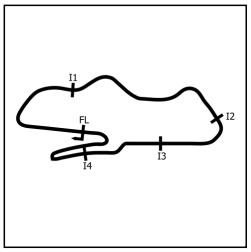

SECTOR 1 = FL to I1, SECTOR 2 = I1 to I2, SECTOR 3 = I2 to I3, SECTOR 4 = I3 to I4, SECTOR 5 = I4 to FL, DIFF = Difference To Personal Best Lap, P = Crossed Finish Line in Pit Lane, D = Time Disallowed

P16 18 Daniel STEPHENSON Honda - Rocket Racing

IDEAL LAP TIME : 1:42.141 BEST LAP TIME : 1:42.349 DIFFERENCE : 0.208

LAP	SECTOR 1		SECTOR 2	SECTOR 3		SECTOR 4	SECTOR 5		LAP TIME	MPH	DIFF	TIME OF DAY
1 -		112.9	28.232	13.263	121.3	14.145	27.782	90.5	1:50.800	80.81	8.451	14:47:13.579
2 -	22.400	119.6	27.951	13.348	120.9	12.640	27.476	90.6	1:43.815	86.25	1.466	14:48:57.394
3 -	22.420	117.3	28.326	13.403	118.1	12.932	27.502	89.3	1:44.583	85.62	2.234	14:50:41.977
4 -	22.743	118.3	28.605	13.302	119.1	12.548	27.038	90.4	1:44.236	85.90	1.887	14:52:26.213
5 -	22.315	119.8	28.056	13.192	120.2	12.729	27.331	90.5	1:43.623	86.41	1.274	14:54:09.836
6 -	22.806	112.9	28.174	13.203	***122.9***	12.624	27.294	90.5	1:44.101	86.01	1.752	14:55:53.937
7 -	22.409	119.4	27.836	13.193	119.8	12.484	26.939	90.6	1:42.861 **(3)**	87.05	0.512	14:57:36.798
8 -	22.301	118.9	27.647	13.395	115.1	12.642	27.318	90.3	1:43.303	86.68	0.954	14:59:20.101
9 -	***22.267***	119.6	27.641	13.206	120.9	***12.365***	***26.870***	90.4	***1:42.349*** **(1)**	***87.48***		***15:01:02.450***
10 -	22.337	119.6	27.667	***13.063***	120.9	12.366	26.951	90.4	1:42.384 **(2)**	87.45	0.035	15:02:44.834
11 -	22.305	119.6	***27.576***	13.193	120.0	12.422	27.459	89.8	1:42.955	86.97	0.606	15:04:27.789
12 -	22.662	116.3	27.823	13.165	120.2	12.549	27.095	90.5	1:43.294	86.68	0.945	15:06:11.083
13 -	22.490	116.7	27.808	13.308	120.0	12.708	27.153	***90.8***	1:43.467	86.54	1.118	15:07:54.550
14 -	22.405	***120.2***	28.052	13.480	118.9	12.642	27.369	89.7	1:43.948	86.14	1.599	15:09:38.498

P17 90 Aeziah DIVINE Honda - Fibretec Honda by Mlav Racing

IDEAL LAP TIME : 1:42.393 BEST LAP TIME : 1:42.605 DIFFERENCE : 0.212

LAP	SECTOR 1		SECTOR 2	SECTOR 3		SECTOR 4	SECTOR 5		LAP TIME	MPH	DIFF	TIME OF DAY
1 -		111.8	28.275	13.181	***123.3***	13.006	28.040	89.8	1:50.106	81.32	7.501	14:47:12.885
2 -	22.566	110.7	28.331	13.329	121.5	12.437	27.402	90.6	1:44.065	86.04	1.460	14:48:56.950
3 -	22.756	110.9	28.260	13.411	118.7	12.881	27.496	89.1	1:44.804	85.44	2.199	14:50:41.754
4 -	22.798	110.7	28.727	13.384	118.1	12.713	27.134	91.5	1:44.756	85.47	2.151	14:52:26.510
5 -	22.464	114.9	27.906	13.142	122.4	12.543	27.411	90.9	1:43.466	86.54	0.861	14:54:09.976
6 -	22.556	110.9	28.080	13.258	120.4	12.663	27.544	91.6	1:44.101	86.01	1.496	14:55:54.077
7 -	22.706	113.7	27.777	***13.064***	120.9	***12.415***	***27.021***	91.1	1:42.983 **(3)**	86.95	0.378	14:57:37.060
8 -	***22.334***	114.5	27.607	13.104	119.6	12.564	27.529	***91.9***	1:43.138	86.82	0.533	14:59:20.198
9 -	22.396	114.5	***27.559***	13.114	120.2	12.474	27.062	91.3	***1:42.605*** **(1)**	***87.27***		***15:01:02.803***
10 -	22.376	***116.5***	27.786	13.094	121.3	12.483	27.201	90.9	1:42.940 **(2)**	86.98	0.335	15:02:45.743
11 -	22.479	112.7	28.065	13.266	121.3	12.442	27.204	90.6	1:43.456	86.55	0.851	15:04:29.199
12 -	22.730	110.7	28.026	13.237	120.0	12.665	27.243	89.7	1:43.901	86.18	1.296	15:06:13.100
13 -	22.584	111.6	28.144	13.211	120.2	12.464	27.191	91.5	1:43.594	86.43	0.989	15:07:56.694
14 -	22.577	113.5	28.294	13.264	119.4	12.539	27.246	91.6	1:43.920	86.16	1.315	15:09:40.614

P18 43 Ben HARDWICK Honda - Dan Cooper Motorsports

IDEAL LAP TIME : 1:43.471 BEST LAP TIME : 1:43.847 DIFFERENCE : 0.376

LAP	SECTOR 1		SECTOR 2	SECTOR 3		SECTOR 4	SECTOR 5		LAP TIME	MPH	DIFF	TIME OF DAY
1 -		110.7	28.218	13.451	119.4	13.003	27.935	89.5	1:50.969	80.69	7.122	14:47:13.748
2 -	22.864	112.9	28.390	13.531	118.1	12.761	27.273	89.2	1:44.819	85.42	0.972	14:48:58.567
3 -	22.742	***116.9***	28.336	13.487	117.9	12.963	27.236	89.4	1:44.764	85.47	0.917	14:50:43.331
4 -	22.856	115.9	28.153	13.524	118.7	12.637	27.032	***89.9***	1:44.202	85.93	0.355	14:52:27.533
5 -	22.724	115.5	28.073	13.470	119.6	12.923	27.451	89.3	~~1:44.641~~ **D**	85.57	0.794	14:54:12.174
6 -	22.775	114.1	27.986	13.495	118.3	12.676	27.104	89.4	1:44.036 **(3)**	86.07	0.189	14:55:56.210
7 -	22.896	110.3	28.030	13.482	118.7	***12.554***	27.183	89.4	1:44.145	85.98	0.298	14:57:40.355
8 -	***22.714***	115.3	28.372	13.544	117.5	12.564	27.349	88.7	1:44.543	85.65	0.696	14:59:24.898
9 -	22.929	115.1	28.350	13.400	118.3	12.618	27.367	88.7	1:44.664	85.55	0.817	15:01:09.562
10 -	22.925	112.2	28.075	***13.329***	***119.8***	12.556	***26.962***	89.8	***1:43.847*** **(1)**	***86.22***		***15:02:53.409***
11 -	22.932	111.4	28.118	13.611	118.1	12.570	27.089	89.0	1:44.320	85.83	0.473	15:04:37.729
12 -	22.801	114.3	***27.912***	13.510	118.3	12.596	27.158	89.0	1:43.977 **(2)**	86.11	0.130	15:06:21.706
13 -	22.961	113.3	28.023	13.708	117.7	12.614	27.201	89.3	1:44.507	85.68	0.660	15:08:06.213
14 -	22.928	114.1	28.286	13.661	116.3	12.862	27.207	89.1	1:44.944	85.32	1.097	15:09:51.157

2025 Bennetts British Superbike Championship - Round 2

2025 R&G British Talent Cup

RACE 2 - SECTOR ANALYSIS

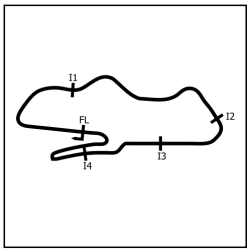

SECTOR 1 = FL to I1, SECTOR 2 = I1 to I2, SECTOR 3 = I2 to I3, SECTOR 4 = I3 to I4, SECTOR 5 = I4 to FL, DIFF = Difference To Personal Best Lap, P = Crossed Finish Line in Pit Lane, D = Time Disallowed

P19 12 Lewis MULLEN Honda - Wilson Racing

IDEAL LAP TIME : 1:40.380 BEST LAP TIME : 1:40.706 DIFFERENCE : 0.326

LAP	SECTOR 1		SECTOR 2	SECTOR 3		SECTOR 4	SECTOR 5		LAP TIME	MPH	DIFF	TIME OF DAY
1 -		117.5	27.831	13.154	120.9	12.452	26.887	90.4	1:47.490	83.30	6.784	14:47:10.269
2 -	22.086	117.7	27.072	13.127	121.7	12.098	26.533	90.4	1:40.916 (2)	88.73	0.210	14:48:51.185
3 -	22.156	117.9	***26.900***	13.239	117.3	12.329	***26.430***	90.8	1:41.054	88.61	0.348	14:50:32.239
4 -	22.212	115.9	26.936	13.185	120.0	12.099	26.572	91.1	1:41.004	88.65	0.298	14:52:13.243
5 -	22.224	111.6	27.325	13.187	120.2	12.697	26.645	90.4	1:42.078	87.72	1.372	14:53:55.321
6 -	22.058	116.3	27.227	13.115	121.7	12.185	26.544	90.0	1:41.129	88.54	0.423	14:55:36.450
7 -	22.282	115.9	27.032	13.207	119.8	12.549	26.459	90.9	1:41.529	88.19	0.823	14:57:17.979
8 -	***22.042***	***118.5***	27.139	13.254	119.6	12.507	26.612	90.8	1:41.554	88.17	0.848	14:58:59.533
9 -	22.112	117.9	26.916	13.155	121.1	12.052	26.685	91.0	1:40.920 (3)	88.72	0.214	15:00:40.453
10 -	22.078	118.1	26.979	***13.064***	***122.2***	12.063	26.522	90.8	***1:40.706*** (1)	***88.91***		***15:02:21.159***
11 -	22.074	115.3	27.458	13.154	121.7	***11.944***	26.792	91.0	1:41.422	88.28	0.716	15:04:02.581
12 -	22.248	117.9	26.940	13.295	120.4	12.062	26.655	***91.4***	1:41.200	88.48	0.494	15:05:43.781

P20 91 Joshua RAYMOND Jnr Honda - Fibretec Honda by Mlav Racing

IDEAL LAP TIME : 1:40.121 BEST LAP TIME : 1:40.678 DIFFERENCE : 0.557

LAP	SECTOR 1		SECTOR 2	SECTOR 3		SECTOR 4	SECTOR 5		LAP TIME	MPH	DIFF	TIME OF DAY
1 -		112.2	27.544	13.009	124.5	12.635	27.116	***92.3***	1:47.035	83.65	6.357	14:47:09.814
2 -	22.281	112.5	27.065	13.096	124.2	12.012	26.397	***92.3***	1:40.851 (3)	88.78	0.173	14:48:50.665
3 -	22.048	112.2	27.155	13.019	124.9	12.314	26.584	92.0	1:41.120	88.55	0.442	14:50:31.785
4 -	***22.043***	115.7	***27.024***	13.173	122.2	12.110	26.630	92.1	1:40.980	88.67	0.302	14:52:12.765
5 -	22.545	110.1	27.606	13.047	123.3	12.745	26.783	92.1	1:42.726	87.16	2.048	14:53:55.491
6 -	22.046	112.9	27.390	12.944	***125.4***	12.222	26.625	91.9	1:41.227	88.45	0.549	14:55:36.718
7 -	22.241	112.2	27.152	***12.896***	125.2	12.176	26.486	***92.3***	1:40.951	88.70	0.273	14:57:17.669
8 -	22.105	112.9	27.126	13.148	121.1	12.101	26.318	91.6	1:40.798 (2)	88.83	0.120	14:58:58.467
9 -	22.081	***116.3***	27.241	13.221	121.1	11.989	26.485	91.4	1:41.017	88.64	0.339	15:00:39.484
10 -	22.181	114.9	27.253	13.086	122.4	***11.907***	***26.251***	91.4	***1:40.678*** (1)	***88.94***		***15:02:20.162***

P21 40 Julian CORREA Honda - Mortimer Racing

IDEAL LAP TIME : 1:39.053 BEST LAP TIME : 1:39.278 DIFFERENCE : 0.225

LAP	SECTOR 1		SECTOR 2	SECTOR 3		SECTOR 4	SECTOR 5		LAP TIME	MPH	DIFF	TIME OF DAY
1 -		119.6	27.535	13.097	123.3	12.298	26.735	***91.0***	1:45.056	85.23	5.778	14:47:07.835
2 -	***21.670***	***125.2***	26.771	12.915	124.0	11.868	26.269	90.9	1:39.493	90.00	0.215	14:48:47.328
3 -	21.691	124.9	26.702	13.090	123.5	11.900	26.419	90.8	1:39.802	89.72	0.524	14:50:27.130
4 -	21.755	122.2	26.642	***12.895***	123.8	11.834	26.292	90.9	1:39.418 (3)	90.06	0.140	14:52:06.548
5 -	21.704	124.0	***26.612***	12.902	***124.7***	11.784	26.443	90.4	1:39.445	90.04	0.167	14:53:45.993
6 -	21.839	122.2	26.673	12.908	122.9	11.711	26.278	90.4	1:39.409 (2)	90.07	0.131	14:55:25.402
7 -	21.797	121.1	26.637	12.968	121.5	***11.699***	***26.177***	90.4	***1:39.278*** (1)	***90.19***		***14:57:04.680***
8 -	21.836	120.9	26.721	13.132	120.2	11.773	26.367	90.1	1:39.829	89.69	0.551	14:58:44.509
9 -	21.928	119.8	26.835	13.058	119.6	11.806	26.521	89.7	1:40.148	89.41	0.870	15:00:24.657

P22 88 Mason FOSTER Honda - Mortimer Racing

IDEAL LAP TIME : 1:39.095 BEST LAP TIME : 1:39.439 DIFFERENCE : 0.344

LAP	SECTOR 1		SECTOR 2	SECTOR 3		SECTOR 4	SECTOR 5		LAP TIME	MPH	DIFF	TIME OF DAY
1 -		118.5	27.572	13.208	120.4	12.248	26.618	90.4	1:45.683	84.72	6.244	14:47:08.462
2 -	21.913	***119.1***	26.823	12.957	121.3	11.824	26.322	90.3	1:39.839	89.68	0.400	14:48:48.301
3 -	21.847	118.9	26.589	***12.849***	123.1	11.871	26.399	90.3	1:39.555 (3)	89.94	0.116	14:50:27.856
4 -	21.861	117.7	26.614	12.914	122.9	11.817	26.233	***91.1***	***1:39.439*** (1)	***90.04***		***14:52:07.295***
5 -	21.848	118.1	26.691	12.890	***123.8***	11.880	26.282	***91.1***	1:39.591	89.91	0.152	14:53:46.886
6 -	***21.752***	118.5	26.644	12.924	122.2	12.185	26.241	90.4	1:39.746	89.77	0.307	14:55:26.632
7 -	22.017	117.9	***26.547***	12.964	120.6	***11.807***	***26.140***	91.0	1:39.475 (2)	90.01	0.036	14:57:06.107
8 -	21.782	117.5	26.819	12.965	122.9	11.838	26.269	90.3	1:39.673	89.83	0.234	14:58:45.780

P23 42 Ben JOLLIFFE Honda - Wilson Racing

IDEAL LAP TIME : 1:40.305 BEST LAP TIME : 1:40.313 DIFFERENCE : 0.008

LAP	SECTOR 1		SECTOR 2	SECTOR 3		SECTOR 4	SECTOR 5		LAP TIME	MPH	DIFF	TIME OF DAY
1 -		116.3	27.545	***13.080***	***126.1***	12.275	26.775	91.1	1:45.905	84.55	5.592	14:47:08.684
2 -	***21.826***	***121.5***	***26.970***	13.088	124.0	***12.067***	***26.362***	***91.4***	***1:40.313*** (1)	***89.26***		***14:48:48.997***

Weather / Track : Bright / Dry

Donington Park GP: 2.4873 miles
Date: 18/05/2025 Start: 14:45 Finish: 15:08

2025 Bennetts British Superbike Championship - Round 2

2025 R&G British Talent Cup

RACE 2 - SECTOR ANALYSIS

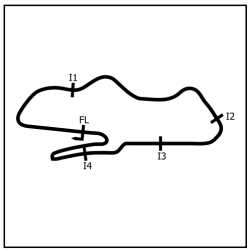

SECTOR 1 = FL to I1, SECTOR 2 = I1 to I2, SECTOR 3 = I2 to I3, SECTOR 4 = I3 to I4, SECTOR 5 = I4 to FL, DIFF = Difference To Personal Best Lap, P = Crossed Finish Line in Pit Lane, D = Time Disallowed

P24 19 Scott McPHEE Honda - SMP Racing

IDEAL LAP TIME : 1:39.881 BEST LAP TIME : 1:40.207 DIFFERENCE : 0.326

LAP	SECTOR 1		SECTOR 2		SECTOR 3		SECTOR 4		SECTOR 5		LAP TIME	MPH	DIFF	TIME OF DAY
1 -		116.1	27.503		13.072	***124.0***	12.696		26.711	91.4	1:46.595	84.00	6.388	14:47:09.374
2 -	21.945	117.9	26.886		13.096	123.3	***11.987***		***26.293***	***91.5***	***1:40.207*** **(1)**	***89.35***		***14:48:49.581***

Weather / Track : Bright / Dry

Donington Park GP: 2.4873 miles
Date: 18/05/2025 Start: 14:45 Finish: 15:08

2025 Bennetts British Superbike Championship - Round 2

2025 R&G British Talent Cup

RACE 2 - BEST SECTORS

	SECTOR 1		SECTOR 2		SECTOR 3		SECTOR 4		SECTOR 5	
POS	NO	TIME	NO	TIME	NO	TIME	NO	TIME	NO	TIME
1	62	21.570	62	26.499	61	12.776	75	11.698	62	25.716
2	63	21.603	88	26.547	24	12.784	40	11.699	75	25.779
3	99	21.649	99	26.568	88	12.849	24	11.757	61	25.792
4	61	21.656	61	26.584	63	12.857	99	11.789	99	25.934
5	40	21.670	40	26.612	99	12.858	61	11.796	67	25.934
6	75	21.684	67	26.629	62	12.895	88	11.807	24	25.994
7	24	21.692	75	26.633	40	12.895	63	11.832	63	26.040
8	64	21.721	24	26.691	91	12.896	16	11.835	88	26.140
9	88	21.752	19	26.723	67	12.905	62	11.838	64	26.161
10	42	21.826	63	26.795	75	12.915	71	11.866	40	26.177
11	67	21.835	16	26.847	71	13.010	67	11.871	91	26.251
12	19	21.845	12	26.900	82	13.015	76	11.902	19	26.293
13	71	21.852	66	26.933	19	13.033	91	11.907	71	26.317
14	82	21.897	76	26.951	66	13.049	82	11.910	82	26.318
15	66	21.913	64	26.961	18	13.063	64	11.913	42	26.362
16	16	22.001	42	26.970	90	13.064	12	11.944	76	26.410
17	12	22.042	71	27.003	12	13.064	19	11.987	16	26.415
18	91	22.043	91	27.024	42	13.080	72	12.004	12	26.430
19	76	22.064	82	27.032	64	13.086	42	12.067	11	26.522
20	11	22.184	11	27.152	76	13.095	11	12.138	72	26.646
21	18	22.267	72	27.224	72	13.102	66	12.339	66	26.689
22	72	22.295	90	27.559	11	13.114	18	12.365	18	26.870
23	90	22.334	18	27.576	16	13.138	90	12.415	43	26.962
24	43	22.714	43	27.912	43	13.329	43	12.554	90	27.021

IDEAL / BEST COMPARISON

		PERFECT LAP	1:38.259		
POS	NO	NAME	IDEAL	BEST	DIFF
1	62	SPARKS	1:38.518	1:38.876	0.358
2	61	MACKAY	1:38.604	1:38.986	0.382
3	75	SUROWIAK	1:38.709	1:39.041	0.332
4	99	WILLIS	1:38.798	1:39.276	0.478
5	24	FROST	1:38.918	1:39.155	0.237
6	40	CORREA	1:39.053	1:39.278	0.225
7	88	FOSTER	1:39.095	1:39.439	0.344
8	63	DUNABIE	1:39.127	1:39.521	0.394
9	67	BOWES	1:39.174	1:39.404	0.230
10	64	EDMUNDS	1:39.842	1:39.911	0.069
11	19	McPHEE	1:39.881	1:40.207	0.326
12	71	GOODMAN	1:40.048	1:40.670	0.622
13	91	RAYMOND Jnr	1:40.121	1:40.678	0.557
14	82	PAYNE	1:40.172	1:40.616	0.444
15	16	BURROWS	1:40.236	1:40.612	0.376
16	42	JOLLIFFE	1:40.305	1:40.313	0.008
17	12	MULLEN	1:40.380	1:40.706	0.326
18	76	HUNTINGFORD	1:40.422	1:40.728	0.306
19	66	ROWAN	1:40.923	1:41.468	0.545
20	11	BISHOP	1:41.110	1:41.360	0.250
21	72	MUNSON	1:41.271	1:41.445	0.174
22	18	STEPHENSON	1:42.141	1:42.349	0.208
23	90	DIVINE	1:42.393	1:42.605	0.212
24	43	HARDWICK	1:43.471	1:43.847	0.376

Weather / Track : Bright / Dry

Donington Park GP: 2.4873 miles
Date: 18/05/2025 Start: 14:45 Finish: 15:08

Results can be found at www.tsl-timing.com

Printed - 15:11 Sunday, 18 May 2025

2025 Bennetts British Superbike Championship - Round 2

2025 R&G British Talent Cup

RACE 2 - BEST SPEEDS

	INTERMEDIATE 1			INTERMEDIATE 2	INTERMEDIATE 3			INTERMEDIATE 4	FINISH LINE		
POS	NO	NAME	MPH	NO SPEED TRAP INFO	NO	NAME	MPH	NO SPEED TRAP INFO	NO	NAME	MPH
1	40	CORREA	125.2		63	DUNABIE	127.8		62	SPARKS	94.6
2	99	WILLIS	124.0		62	SPARKS	127.0		63	DUNABIE	93.5
3	67	BOWES	123.1		42	JOLLIFFE	126.1		24	FROST	93.0
4	24	FROST	122.4		61	MACKAY	125.9		67	BOWES	93.0
5	66	ROWAN	121.5		24	FROST	125.9		61	MACKAY	92.8
6	42	JOLLIFFE	121.5		99	WILLIS	125.6		75	SUROWIAK	92.4
7	82	PAYNE	121.3		75	SUROWIAK	125.4		99	WILLIS	92.3
8	64	EDMUNDS	120.6		64	EDMUNDS	125.4		11	BISHOP	92.3
9	75	SUROWIAK	120.4		91	RAYMOND Jnr	125.4		91	RAYMOND Jnr	92.3
10	18	STEPHENSON	120.2		67	BOWES	125.2		64	EDMUNDS	92.0
11	71	GOODMAN	119.8		40	CORREA	124.7		90	DIVINE	91.9
12	16	BURROWS	119.6		11	BISHOP	124.5		19	McPHEE	91.5
13	61	MACKAY	119.4		66	ROWAN	124.2		76	HUNTINGFORD	91.4
14	76	HUNTINGFORD	119.1		82	PAYNE	124.0		82	PAYNE	91.4
15	88	FOSTER	119.1		19	McPHEE	124.0		66	ROWAN	91.4
16	62	SPARKS	118.7		88	FOSTER	123.8		12	MULLEN	91.4
17	12	MULLEN	118.5		71	GOODMAN	123.3		42	JOLLIFFE	91.4
18	19	McPHEE	118.5		16	BURROWS	123.3		88	FOSTER	91.1
19	63	DUNABIE	118.3		90	DIVINE	123.3		40	CORREA	91.0
20	11	BISHOP	117.7		76	HUNTINGFORD	123.1		71	GOODMAN	90.8
21	72	MUNSON	117.3		18	STEPHENSON	122.9		16	BURROWS	90.8
22	43	HARDWICK	116.9		72	MUNSON	122.6		18	STEPHENSON	90.8
23	90	DIVINE	116.5		12	MULLEN	122.2		72	MUNSON	90.1
24	91	RAYMOND Jnr	116.3		43	HARDWICK	119.8		43	HARDWICK	89.9

Weather / Track : Bright / Dry

Donington Park GP: 2.4873 miles
Date: 18/05/2025 Start: 14:45 Finish: 15:08

Results can be found at www.tsl-timing.com

Printed - 15:11 Sunday, 18 May 2025

2025 Bennetts British Superbike Championship - Round 2

2025 R&G British Talent Cup

RACE 2 - STATISTICS

Competitors Started	24
Planned Start	2025-05-18 @ 14:45:00.000
Actual Start	2025-05-18 @ 14:45:22.778
Finish Time	2025-05-18 @ 15:08:37.543
Track Length	2.4873mi.
Total Laps	295
Total Distance Covered	733.7679mi.

Session Fastest Lap History

NO	NAME	LAP TIME	TIME OF DAY	LAP	VEHICLE
63	**Jack DUNABIE**	**1:40.044**	14:48:46.752	2	Honda
62	**Ethan SPARKS**	**1:39.629**	14:48:46.839	2	Honda
40	**Julian CORREA**	**1:39.493**	14:48:47.328	2	Honda
75	**Filip SUROWIAK**	**1:39.486**	14:50:25.707	3	Honda
62	**Ethan SPARKS**	**1:39.247**	14:50:26.086	3	Honda
62	**Ethan SPARKS**	**1:39.222**	14:52:05.308	4	Honda
75	**Filip SUROWIAK**	**1:39.047**	14:55:23.568	6	Honda
61	**Harrison MACKAY**	**1:38.993**	14:57:03.609	7	Honda
61	**Harrison MACKAY**	**1:38.986**	14:58:42.595	8	Honda
62	**Ethan SPARKS**	**1:38.876**	15:02:00.426	10	Honda

Session Leader History

NO	NAME	FROM LAP	LAPS LED	DISTANCE	VEHICLE
75	**Filip SUROWIAK**	1	12	29.81 miles	Honda
62	**Ethan SPARKS**	13	1	2.48 miles	Honda
75	**Filip SUROWIAK**	14	1	2.48 miles	Honda

Flag History

TYPE	TIME OF DAY
GREEN	14:45:22.778
FINISH	15:08:37.543

Flag Statistics

TYPE	COUNT	TOTAL LAPS	TOTAL TIME
Green	1	14	26:06.617
Red	0	0	0.000
Safety Car	0	0	0.000
FCY	0	0	0.000

Weather / Track : Bright / Dry

Donington Park GP: 2.4873 miles
Date: 18/05/2025 Start: 14:45 Finish: 15:08

Results can be found at www.tsl-timing.com

Printed - 15:12 Sunday, 18 May 2025

2025 Bennetts British Superbike Championship - Round 2

2025 R&G British Talent Cup

RACE 2 - SESSION NOTES

TIME	MESSAGE
14:33:03	PITLANE OPEN
14:38:03	PITLANE CLOSED
14:38:10	5 MINUTES TO WARM UP LAP
14:38:29	
14:40:02	3 MINUTES TO WARM UP LAP
14:42:00	1 MINUTE TO WARM UP LAP
14:42:30	30 SECONDS TO WARM UP LAP
14:42:49	GREEN FLAG - WARM UP LAP
14:44:42	RACE START
14:45:56	NO JUMP STARTS
14:50:30	NO.42 & 19 FALLERS AT T9/10 ESSES - RIDERS OK
15:00:27	TWO THIRDS DISTANCE COMPLETED
15:01:03	NO.88 FALLER AT T12 GODDARDS - RIDER OK
15:01:23	NO.40 STOPPED TECHNICAL PROBLEM - REDGATE
15:04:15	NO.91 FALLER AT T12 GODDARDS - RIDER OK
15:07:05	NO.12 FALLER AT T8 COPPICE - RIDER OK
15:08:38	CHEQUERED FLAG

Weather / Track : Bright / Dry

Donington Park GP: 2.4873 miles
Date: 18/05/2025 Start: 14:45 Finish: 15:08

2025 Bennetts British Superbike Championship - Round 2

2025 R&G British Talent Cup

RACE 2 - WEATHER CONDITIONS

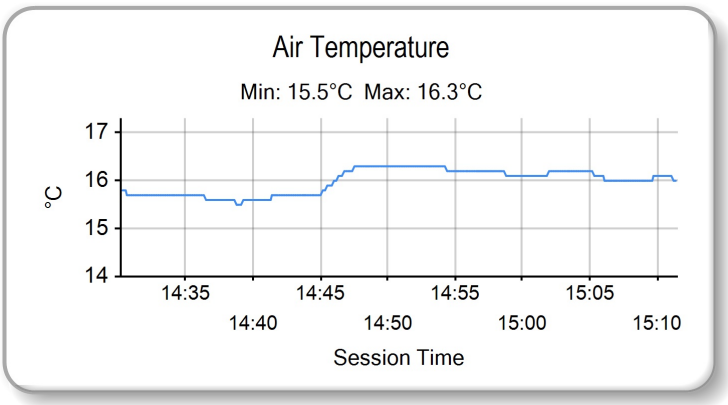

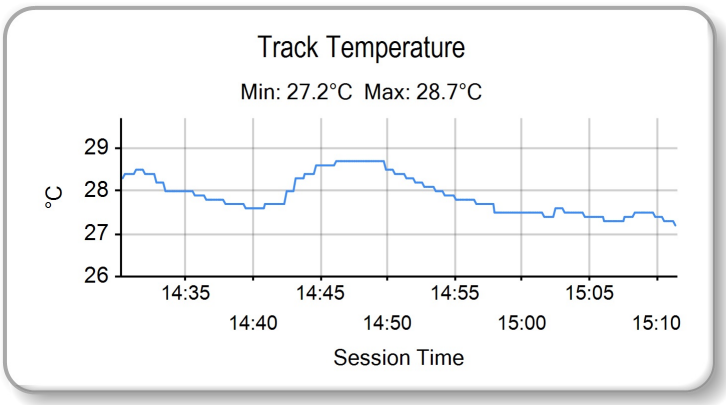

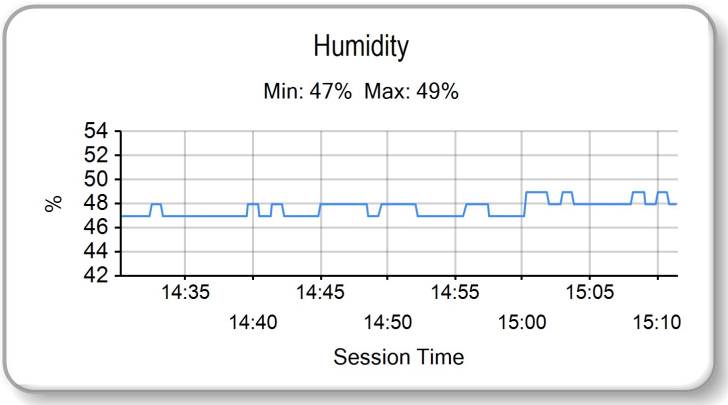

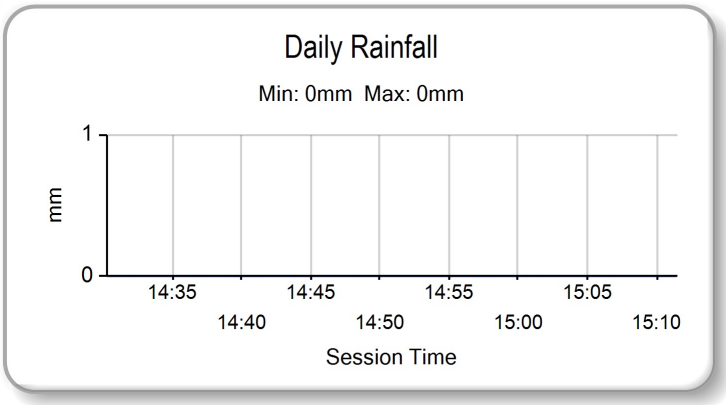

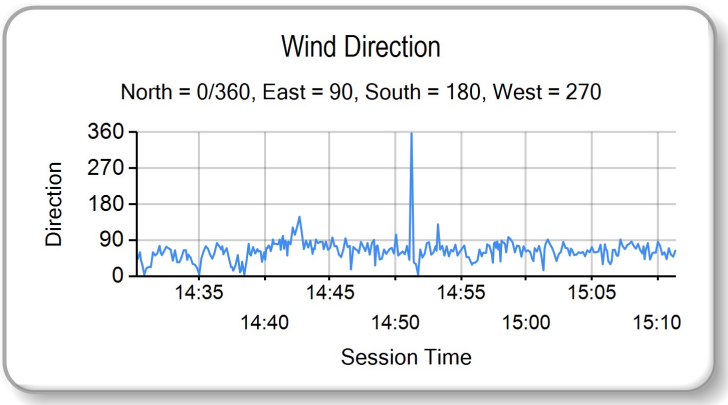

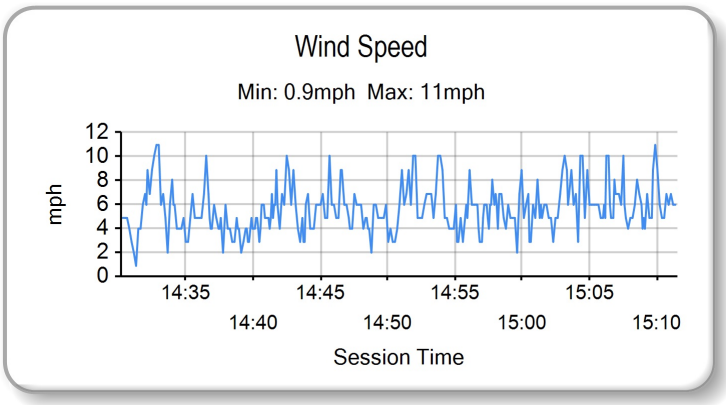

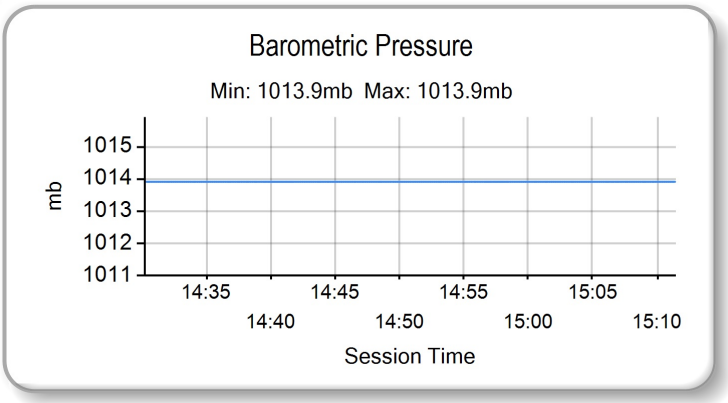

Weather / Track : Bright / Dry

Donington Park GP: 2.4873 miles
Date: 18/05/2025 Start: 14:45 Finish: 15:08

Results can be found at www.tsl-timing.com

Printed - 15:12 Sunday, 18 May 2025