

WARM UP - CLASSIFICATION

POS	NO	NAME	NAT	ENTRY	TIME	ON	LAPS	GAP	DIFF	MPH
1	43	Amanuel BRINTON	GBR	Honda - Kovara Projects / RS Racing	2:04.976	4	4			85.52
2	75	Filip SUROWIAK	GBR	Honda - Team City Lifting / RS Racing	2:07.256	4	4	2.280	2.280	83.98
3	61	Harrison MACKAY	GBR	Honda - Wilson Racing / HMR	2:07.517	4	4	2.541	0.261	83.81
4	40	Julian CORREA	USA	Honda - Microlise Cresswell Racing	2:07.568	4	4	2.592	0.051	83.78
5	48	Ollie WALKER	GBR	Honda - Fibre Tec Honda	2:07.581	4	4	2.605	0.013	83.77
6	82	Kyle PAYNE	GBR	Honda - Ilusion Racing	2:07.698	4	4	2.722	0.117	83.69
7	2	Josh BANNISTER	GBR	Honda - Fibre Tec Honda	2:07.785	4	4	2.809	0.087	83.64
8	91	Joshua RAYMOND Jnr	USA	Honda - Fibre Tec Honda	2:07.881	4	4	2.905	0.096	83.57
9	64	Clayton EDMUNDS	GBR	Honda - Team City Lifting / RS Racing	2:08.057	4	4	3.081	0.176	83.46
10	24	Ryan FROST	GBR	Honda - Fibre Tec Honda	2:08.218	3	4	3.242	0.161	83.35
11	7	Harley McCABE	GBR	Honda - McCabe Racing by Motorbike Buyers	2:08.249	4	4	3.273	0.031	83.33
12	14	Bill HARRIS	GBR	Honda - Team Harris Racing / RS Racing	2:08.294	4	4	3.318	0.045	83.30
13	71	Daniel GOODMAN	GBR	Honda - Fibre Tec Honda	2:08.352	4	4	3.376	0.058	83.27
14	33	Eli BANISH	USA	Honda - Fibre Tec Honda	2:08.880	4	4	3.904	0.528	82.93
15	65	Alexander ROWAN	GBR	Honda - Alexander Rowan Racing	2:09.123	4	4	4.147	0.243	82.77
16	88	Mason FOSTER	GBR	Honda - BRP Racing	2:09.173	4	4	4.197	0.050	82.74
17	42	Ben JOLLIFFE	GBR	Honda - Wilson Racing	2:09.270	4	4	4.294	0.097	82.68
18	19	Scott McPHEE	GBR	Honda - SMP Racing	2:10.146	4	4	5.170	0.876	82.12
19	99	Peter WILLIS	GBR	Honda - Microlise Cresswell Racing	2:10.384	3	3	5.408	0.238	81.97
20	16	Jack BURROWS	GBR	Honda - Burrows Engineering / RK Racing	2:10.717	4	4	5.741	0.333	81.76
21	67	George BOWES	GBR	Honda - Microlise Cresswell Racing	2:10.814	3	4	5.838	0.097	81.70
22	11	Iwan JONES	GBR	Honda - Jones Brothers Racing	2:11.666	4	4	6.690	0.852	81.17
23	12	Tyler KING	NZL	Honda - Microlise Cresswell Racing	2:12.811	2	4	7.835	1.145	80.47

Weather / Track : Cloudy / Dry

Date: 07/07/2024 Start: 09:13 Finish: 09:21

These results are provisional until the conclusion of any judicial and technical matters.

Snetterton 300: 2.9689 miles

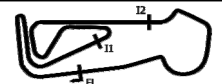
Race Director: Stuart Higgs

Stewards:

Timekeeper: Richard Evans

S. Higgs

R. EVANS



Digitally Approved at 09:29 Sunday, 07 July 2024

Digitally Approved at 09:28 Sunday, 07 July 2024

Results can be found at www.tsl-timing.com

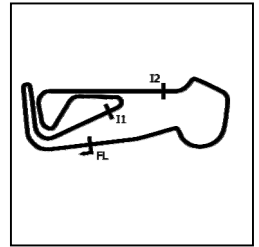
Printed - 09:23 Sunday, 07 July 2024

MCRCB BULLETIN TK251

2024 Bennetts British Superbike Championship - Round 5

2024 R&G British Talent Cup

WARM UP - SECTOR ANALYSIS



SECTOR 1 = FL to I1, SECTOR 2 = I1 to I2, SECTOR 3 = I2 to FL, DIFF = Difference To Personal Best Lap, P = Crossed Finish Line in Pit Lane, D = Time Disallowed

P1 43		Amanuel BRINTON				Honda - Kovara Projects / RS Racing				
IDEAL LAP TIME : 2:04.976		BEST LAP TIME : 2:04.976				DIFFERENCE : 0.000				
LAP	SECTOR 1	SECTOR 2		SECTOR 3		LAP TIME	MPH	DIFF	TIME OF DAY	
1 -	OUTLAP	104.2	47.850	126.6	44.049	115.3	2:19.052	76.86	14.076	09:15:24.423
2 -	40.708	112.2	45.461	126.8	42.477	117.5	2:08.646 (3)	83.08	3.670	09:17:33.069
3 -	39.864	111.4	45.154	126.6	42.023	115.7	2:07.041 (2)	84.13	2.065	09:19:40.110
4 -	39.465	112.4	44.304	130.0	41.207	118.9	2:04.976 (1)	85.52		09:21:45.086

P2 75		Filip SUROWIAK				Honda - Team City Lifting / RS Racing				
IDEAL LAP TIME : 2:07.256		BEST LAP TIME : 2:07.256				DIFFERENCE : 0.000				
LAP	SECTOR 1	SECTOR 2		SECTOR 3		LAP TIME	MPH	DIFF	TIME OF DAY	
1 -	OUTLAP	109.6	46.418	125.6	43.857	114.5	2:14.721	79.33	7.465	09:15:19.109
2 -	40.773	111.2	45.762	123.8	43.102	114.1	2:09.637 (3)	82.44	2.381	09:17:28.746
3 -	40.625	112.2	45.509	126.6	42.497	114.7	2:08.631 (2)	83.09	1.375	09:19:37.377
4 -	39.943	113.1	45.146	124.9	42.167	116.7	2:07.256 (1)	83.98		09:21:44.633

P3 61		Harrison MACKAY				Honda - Wilson Racing / HMR				
IDEAL LAP TIME : 2:07.517		BEST LAP TIME : 2:07.517				DIFFERENCE : 0.000				
LAP	SECTOR 1	SECTOR 2		SECTOR 3		LAP TIME	MPH	DIFF	TIME OF DAY	
1 -	OUTLAP	104.0	47.003	125.4	43.484	117.7	2:16.131	78.51	8.614	09:15:20.524
2 -	40.644	107.3	45.373	126.8	42.580	121.1	2:08.597 (3)	83.11	1.080	09:17:29.121
3 -	40.324	112.4	45.388	126.1	42.550	115.3	2:08.262 (2)	83.33	0.745	09:19:37.383
4 -	40.304	113.1	44.963	126.8	42.250	117.3	2:07.517 (1)	83.81		09:21:44.900

P4 40		Julian CORREA				Honda - Microlise Cresswell Racing				
IDEAL LAP TIME : 2:07.568		BEST LAP TIME : 2:07.568				DIFFERENCE : 0.000				
LAP	SECTOR 1	SECTOR 2		SECTOR 3		LAP TIME	MPH	DIFF	TIME OF DAY	
1 -	OUTLAP	109.4	46.607	127.0	43.249	119.4	2:14.509	79.45	6.941	09:15:20.690
2 -	40.269	112.7	45.373	126.6	42.484	118.7	2:08.126 (2)	83.41	0.558	09:17:28.816
3 -	40.301	111.8	45.341	126.1	42.564	115.1	2:08.206 (3)	83.36	0.638	09:19:37.022
4 -	40.108	112.0	45.279	126.8	42.181	115.9	2:07.568 (1)	83.78		09:21:44.590

P5 48		Ollie WALKER				Honda - Fibre Tec Honda				
IDEAL LAP TIME : 2:07.581		BEST LAP TIME : 2:07.581				DIFFERENCE : 0.000				
LAP	SECTOR 1	SECTOR 2		SECTOR 3		LAP TIME	MPH	DIFF	TIME OF DAY	
1 -	OUTLAP	107.8	46.712	123.5	43.900	113.5	2:14.892	79.23	7.311	09:15:18.529
2 -	41.029	110.0	46.049	126.3	43.119	113.9	2:10.197 (3)	82.09	2.616	09:17:28.726
3 -	41.042	112.4	45.268	126.3	42.432	118.1	2:08.742 (2)	83.01	1.161	09:19:37.468
4 -	39.991	111.8	45.206	127.0	42.384	118.5	2:07.581 (1)	83.77		09:21:45.049

P6 82		Kyle PAYNE				Honda - Ilusion Racing				
IDEAL LAP TIME : 2:07.698		BEST LAP TIME : 2:07.698				DIFFERENCE : 0.000				
LAP	SECTOR 1	SECTOR 2		SECTOR 3		LAP TIME	MPH	DIFF	TIME OF DAY	
1 -	OUTLAP	100.7	48.158	125.9	44.719	115.3	2:20.272	76.19	12.574	09:15:25.569
2 -	41.255	108.0	47.200	126.6	43.504	117.1	2:11.959 (3)	80.99	4.261	09:17:37.528
3 -	40.280	111.1	45.667	126.6	43.150	115.7	2:09.097 (2)	82.79	1.399	09:19:46.625
4 -	39.895	108.9	45.262	127.3	42.541	118.9	2:07.698 (1)	83.69		09:21:54.323

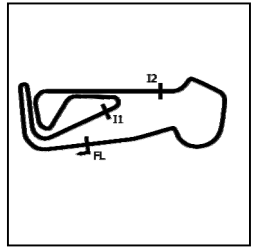
P7 2		Josh BANNISTER				Honda - Fibre Tec Honda				
IDEAL LAP TIME : 2:07.785		BEST LAP TIME : 2:07.785				DIFFERENCE : 0.000				
LAP	SECTOR 1	SECTOR 2		SECTOR 3		LAP TIME	MPH	DIFF	TIME OF DAY	
1 -	OUTLAP	106.8	47.326	121.1	43.457	112.4	2:15.668	78.78	7.883	09:15:20.377
2 -	40.871	108.4	45.332	124.7	43.076	114.3	2:09.279 (3)	82.67	1.494	09:17:29.656
3 -	40.395	111.2	45.469	128.3	42.901	114.5	2:08.765 (2)	83.00	0.980	09:19:38.421
4 -	40.209	111.6	44.972	128.3	42.604	115.1	2:07.785 (1)	83.64		09:21:46.206

MCRCB BULLETIN TK251

2024 Bennetts British Superbike Championship - Round 5

2024 R&G British Talent Cup

WARM UP - SECTOR ANALYSIS



SECTOR 1 = FL to I1, SECTOR 2 = I1 to I2, SECTOR 3 = I2 to FL, DIFF = Difference To Personal Best Lap, P = Crossed Finish Line in Pit Lane, D = Time Disallowed

P8 91		Joshua RAYMOND Jnr					Honda - Fibre Tec Honda			
IDEAL LAP TIME : 2:07.881		BEST LAP TIME : 2:07.881			DIFFERENCE : 0.000					
LAP	SECTOR 1	SECTOR 2		SECTOR 3		LAP TIME	MPH	DIFF	TIME OF DAY	
1 -	OUTLAP	104.5	48.281	127.0	45.834	116.7	2:22.823	74.83	14.942	09:15:28.085
2 -	41.579	107.2	46.629	128.3	43.613	116.7	2:11.821 (3)	81.08	3.940	09:17:39.906
3 -	40.485	112.0	45.869	126.3	42.954	116.3	2:09.308 (2)	82.65	1.427	09:19:49.214
4 -	40.056	112.9	45.293	127.8	42.532	117.3	2:07.881 (1)	83.57		09:21:57.095

P9 64		Clayton EDMUNDS					Honda - Team City Lifting / RS Racing			
IDEAL LAP TIME : 2:08.057		BEST LAP TIME : 2:08.057			DIFFERENCE : 0.000					
LAP	SECTOR 1	SECTOR 2		SECTOR 3		LAP TIME	MPH	DIFF	TIME OF DAY	
1 -	OUTLAP	108.9	46.393	126.6	43.423	117.3	2:15.414	78.92	7.357	09:15:19.324
2 -	40.896	110.5	45.512	126.8	43.367	118.3	2:09.775 (3)	82.35	1.718	09:17:29.099
3 -	40.842	111.1	45.414	127.3	42.464	117.1	2:08.720 (2)	83.03	0.663	09:19:37.819
4 -	40.367	111.8	45.312	126.8	42.378	116.1	2:08.057 (1)	83.46		09:21:45.876

P10 24		Ryan FROST					Honda - Fibre Tec Honda			
IDEAL LAP TIME : 2:08.119		BEST LAP TIME : 2:08.218			DIFFERENCE : 0.099					
LAP	SECTOR 1	SECTOR 2		SECTOR 3		LAP TIME	MPH	DIFF	TIME OF DAY	
1 -	OUTLAP	110.5	47.021	126.3	44.667	117.5	2:18.547	77.14	10.329	09:15:26.659
2 -	40.759	113.7	46.240	126.3	42.968	116.1	2:09.967 (3)	82.23	1.749	09:17:36.626
3 -	40.224	112.9	45.096	128.3	42.898	115.5	2:08.218 (1)	83.35		09:19:44.844
4 -	40.125	112.9	45.194	125.9	43.052	114.9	2:08.371 (2)	83.25	0.153	09:21:53.215

P11 7		Harley McCABE					Honda - McCabe Racing by Motorbike Buyers			
IDEAL LAP TIME : 2:08.249		BEST LAP TIME : 2:08.249			DIFFERENCE : 0.000					
LAP	SECTOR 1	SECTOR 2		SECTOR 3		LAP TIME	MPH	DIFF	TIME OF DAY	
1 -	OUTLAP	103.8	48.065	122.9	44.056	114.1	2:18.421	77.21	10.172	09:15:39.645
2 -	40.708	109.8	46.116	124.9	43.014	114.5	2:09.838 (3)	82.31	1.589	09:17:49.483
3 -	40.452	108.7	46.086	124.7	42.788	113.7	2:09.326 (2)	82.64	1.077	09:19:58.809
4 -	40.304	108.7	45.537	124.9	42.408	114.3	2:08.249 (1)	83.33		09:22:07.058

P12 14		Bill HARRIS					Honda - Team Harris Racing / RS Racing			
IDEAL LAP TIME : 2:07.891		BEST LAP TIME : 2:08.294			DIFFERENCE : 0.403					
LAP	SECTOR 1	SECTOR 2		SECTOR 3		LAP TIME	MPH	DIFF	TIME OF DAY	
1 -	OUTLAP	97.9	48.172	129.0	44.949	118.1	2:21.146	75.72	12.852	09:15:26.089
2 -	41.265	106.5	46.499	128.8	43.124	118.9	2:10.888 (3)	81.65	2.594	09:17:36.977
3 -	40.019	109.2	45.692	128.0	42.931	118.5	2:08.642 (2)	83.08	0.348	09:19:45.619
4 -	40.422	108.0	45.250	128.3	42.622	116.9	2:08.294 (1)	83.30		09:21:53.913

P13 71		Daniel GOODMAN					Honda - Fibre Tec Honda			
IDEAL LAP TIME : 2:08.352		BEST LAP TIME : 2:08.352			DIFFERENCE : 0.000					
LAP	SECTOR 1	SECTOR 2		SECTOR 3		LAP TIME	MPH	DIFF	TIME OF DAY	
1 -	OUTLAP	106.8	48.259	124.7	44.413	112.9	2:18.516	77.16	10.164	09:15:22.126
2 -	41.096	109.4	46.335	123.3	43.375	113.3	2:10.806 (3)	81.70	2.454	09:17:32.932
3 -	40.579	109.4	45.703	124.2	42.746	113.1	2:09.028 (2)	82.83	0.676	09:19:41.960
4 -	40.041	109.6	45.570	123.8	42.741	112.5	2:08.352 (1)	83.27		09:21:50.312

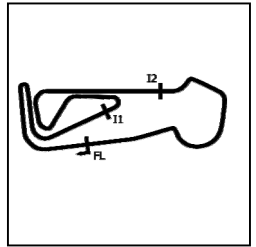
P14 33		Eli BANISH					Honda - Fibre Tec Honda			
IDEAL LAP TIME : 2:08.880		BEST LAP TIME : 2:08.880			DIFFERENCE : 0.000					
LAP	SECTOR 1	SECTOR 2		SECTOR 3		LAP TIME	MPH	DIFF	TIME OF DAY	
1 -	OUTLAP	107.3	47.240	125.4	44.993	114.5	2:20.229	76.21	11.349	09:15:24.843
2 -	41.205	110.0	46.021	124.0	43.129	113.9	2:10.355 (3)	81.99	1.475	09:17:35.198
3 -	40.839	109.4	45.869	124.5	43.484	113.9	2:10.192 (2)	82.09	1.312	09:19:45.390
4 -	40.504	109.6	45.467	123.8	42.909	115.7	2:08.880 (1)	82.93		09:21:54.270

MCRCB BULLETIN TK251

2024 Bennetts British Superbike Championship - Round 5

2024 R&G British Talent Cup

WARM UP - SECTOR ANALYSIS



SECTOR 1 = FL to I1, SECTOR 2 = I1 to I2, SECTOR 3 = I2 to FL, DIFF = Difference To Personal Best Lap, P = Crossed Finish Line in Pit Lane, D = Time Disallowed

P15 65		Alexander ROWAN					Honda - Alexander Rowan Racing			
IDEAL LAP TIME : 2:09.094		BEST LAP TIME : 2:09.123					DIFFERENCE : 0.029			
LAP	SECTOR 1	SECTOR 2		SECTOR 3		LAP TIME	MPH	DIFF	TIME OF DAY	
1 -	OUTLAP	98.1	48.739	123.5	44.272	116.3	2:21.240	75.67	12.117	09:15:39.835
2 -	41.410	110.3	46.375	126.6	43.592	115.9	2:11.377 (3)	81.35	2.254	09:17:51.212
3 -	40.972	110.7	45.898	126.3	43.299	116.1	2:10.169 (2)	82.10	1.046	09:20:01.381
4 -	40.123	110.0	45.927	126.1	43.073	116.1	2:09.123 (1)	82.77		09:22:10.504

P16 88		Mason FOSTER					Honda - BRP Racing			
IDEAL LAP TIME : 2:09.173		BEST LAP TIME : 2:09.173					DIFFERENCE : 0.000			
LAP	SECTOR 1	SECTOR 2		SECTOR 3		LAP TIME	MPH	DIFF	TIME OF DAY	
1 -	OUTLAP	105.3	47.454	124.2	45.216	116.3	2:19.800	76.45	10.627	09:15:28.431
2 -	41.634	110.3	46.842	124.2	44.056	119.1	2:12.532 (3)	80.64	3.359	09:17:40.963
3 -	40.881	112.0	46.040	124.9	43.785	117.1	2:10.706 (2)	81.77	1.533	09:19:51.669
4 -	40.642	110.3	45.680	124.2	42.851	114.9	2:09.173 (1)	82.74		09:22:00.842

P17 42		Ben JOLLIFFE					Honda - Wilson Racing			
IDEAL LAP TIME : 2:09.074		BEST LAP TIME : 2:09.270					DIFFERENCE : 0.196			
LAP	SECTOR 1	SECTOR 2		SECTOR 3		LAP TIME	MPH	DIFF	TIME OF DAY	
1 -	OUTLAP	105.6	48.024	125.2	45.859	115.3	2:20.250	76.20	10.980	09:15:25.535
2 -	41.172	108.9	47.700	126.8	43.353	117.5	2:12.225 (3)	80.83	2.955	09:17:37.760
3 -	40.582	111.2	45.971	126.6	42.805	116.1	2:09.358 (2)	82.62	0.088	09:19:47.118
4 -	40.298	108.9	46.077	125.9	42.895	114.5	2:09.270 (1)	82.68		09:21:56.388

P18 19		Scott McPHEE					Honda - SMP Racing			
IDEAL LAP TIME : 2:09.708		BEST LAP TIME : 2:10.146					DIFFERENCE : 0.438			
LAP	SECTOR 1	SECTOR 2		SECTOR 3		LAP TIME	MPH	DIFF	TIME OF DAY	
1 -	OUTLAP	106.0	47.720	126.3	44.493	116.7	2:19.512	76.61	9.366	09:15:28.466
2 -	42.028	111.6	46.590	129.8	43.785	118.9	2:12.403 (3)	80.72	2.257	09:17:40.869
3 -	41.275	112.9	45.797	130.0	43.746	113.1	2:10.818 (2)	81.70	0.672	09:19:51.687
4 -	41.052	112.7	46.235	123.5	42.859	115.5	2:10.146 (1)	82.12		09:22:01.833

P19 99		Peter WILLIS					Honda - Microlise Cresswell Racing			
IDEAL LAP TIME : 2:10.116		BEST LAP TIME : 2:10.384					DIFFERENCE : 0.268			
LAP	SECTOR 1	SECTOR 2		SECTOR 3		LAP TIME	MPH	DIFF	TIME OF DAY	
1 -	OUTLAP	107.0	48.445	121.5	45.763	115.1	2:22.309	75.10	11.925	09:15:57.365
2 -	41.274	111.8	46.403	123.3	44.010	115.1	2:11.687 (2)	81.16	1.303	09:18:09.052
3 -	40.816	112.9	45.937	122.4	43.631	114.5	2:10.384 (1)	81.97		09:20:19.436

P20 16		Jack BURROWS					Honda - Burrows Engineering / RK Racing			
IDEAL LAP TIME : 2:10.717		BEST LAP TIME : 2:10.717					DIFFERENCE : 0.000			
LAP	SECTOR 1	SECTOR 2		SECTOR 3		LAP TIME	MPH	DIFF	TIME OF DAY	
1 -	OUTLAP	107.8	47.587	126.6	45.260	116.9	2:21.138	75.72	10.421	09:15:28.044
2 -	41.641	108.7	46.770	128.0	44.285	113.1	2:12.696 (3)	80.54	1.979	09:17:40.740
3 -	41.713	111.8	46.408	123.1	43.776	116.9	2:11.897 (2)	81.03	1.180	09:19:52.637
4 -	40.810	108.9	46.206	124.5	43.701	113.9	2:10.717 (1)	81.76		09:22:03.354

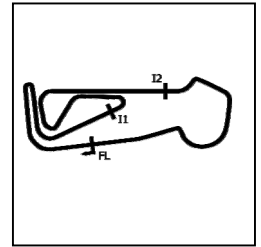
P21 67		George BOWES					Honda - Microlise Cresswell Racing			
IDEAL LAP TIME : 2:10.814		BEST LAP TIME : 2:10.814					DIFFERENCE : 0.000			
LAP	SECTOR 1	SECTOR 2		SECTOR 3		LAP TIME	MPH	DIFF	TIME OF DAY	
1 -	OUTLAP	106.0	47.388	126.6	43.993	117.9	2:16.861	78.09	6.047	09:15:28.518
2 -	41.719	112.4	46.513	127.0	43.896	116.1	2:12.128 (3)	80.89	1.314	09:17:40.646
3 -	40.930	111.6	46.101	125.4	43.783	114.9	2:10.814 (1)	81.70		09:19:51.460
4 -	41.189	110.0	46.331	122.9	44.364	113.5	2:11.884 (2)	81.04	1.070	09:22:03.344

MCRCB BULLETIN TK251

2024 Bennetts British Superbike Championship - Round 5

2024 R&G British Talent Cup

WARM UP - SECTOR ANALYSIS



SECTOR 1 = FL to I1, SECTOR 2 = I1 to I2, SECTOR 3 = I2 to FL, DIFF = Difference To Personal Best Lap, P = Crossed Finish Line in Pit Lane, D = Time Disallowed

P22 11		Iwan JONES		Honda - Jones Brothers Racing						
IDEAL LAP TIME : 2:11.458		BEST LAP TIME : 2:11.666		DIFFERENCE : 0.208						
LAP	SECTOR 1	SECTOR 2	SECTOR 3	LAP TIME	MPH	DIFF	TIME OF DAY			
1 -	OUTLAP	99.4	48.992	124.2	46.439	113.1	2:23.857	74.29	12.191	09:15:31.680
2 -	42.639	106.1	48.151	122.4	44.658	112.7	2:15.448 (3)	78.90	3.782	09:17:47.128
3 -	41.838	106.6	47.171	126.1	43.615	112.4	2:12.624 (2)	80.58	0.958	09:19:59.752
4 -	41.075	109.6	46.768	125.2	43.823	113.5	2:11.666 (1)	81.17		09:22:11.418

P23 12		Tyler KING		Honda - Microlise Cresswell Racing						
IDEAL LAP TIME : 2:12.534		BEST LAP TIME : 2:12.811		DIFFERENCE : 0.277						
LAP	SECTOR 1	SECTOR 2	SECTOR 3	LAP TIME	MPH	DIFF	TIME OF DAY			
1 -	OUTLAP	104.5	48.715	122.9	46.129	111.4	2:22.472	75.01	9.661	09:15:58.147
2 -	41.783	109.2	46.686	120.6	44.342	110.7	2:12.811 (1)	80.47		09:18:10.958
3 -	41.552	109.4	46.640	120.4	44.890	108.7	2:13.082 (2)	80.31	0.271	09:20:24.040
4 -	43.324	108.7	49.154	84.5	51.025	98.2	2:23.503 (3)	74.47	10.692	09:22:47.543

MCRCB BULLETIN TK252

2024 Bennetts British Superbike Championship - Round 5

2024 R&G British Talent Cup

WARM UP - BEST SECTORS

SECTOR 1			SECTOR 2			SECTOR 3			IDEAL / BEST COMPARISON						
POS	NO	NAME	TIME	NO	NAME	TIME	NO	NAME	TIME	POS	NO	NAME	IDEAL	BEST	DIFF
													PERFECT LAP	2:04.976	
1	43	BRINTON	39.465	43	BRINTON	44.304	43	BRINTON	41.207	1	43	BRINTON	2:04.976	2:04.976	0.000
2	82	PAYNE	39.895	61	MACKAY	44.963	75	SUROWIAK	42.167	2	75	SUROWIAK	2:07.256	2:07.256	0.000
3	75	SUROWIAK	39.943	2	BANNISTER	44.972	40	CORREA	42.181	3	61	MACKAY	2:07.517	2:07.517	0.000
4	48	WALKER	39.991	24	FROST	45.096	61	MACKAY	42.250	4	40	CORREA	2:07.568	2:07.568	0.000
5	14	HARRIS	40.019	75	SUROWIAK	45.146	64	EDMUNDS	42.378	5	48	WALKER	2:07.581	2:07.581	0.000
6	71	GOODMAN	40.041	48	WALKER	45.206	48	WALKER	42.384	6	82	PAYNE	2:07.698	2:07.698	0.000
7	91	RAYMOND Jnr	40.056	14	HARRIS	45.250	7	McCABE	42.408	7	2	BANNISTER	2:07.785	2:07.785	0.000
8	40	CORREA	40.108	82	PAYNE	45.262	91	RAYMOND Jnr	42.532	8	91	RAYMOND Jnr	2:07.881	2:07.881	0.000
9	65	ROWAN	40.123	40	CORREA	45.279	82	PAYNE	42.541	9	14	HARRIS	2:07.891	2:08.294	0.403
10	24	FROST	40.125	91	RAYMOND Jnr	45.293	2	BANNISTER	42.604	10	64	EDMUNDS	2:08.057	2:08.057	0.000
11	2	BANNISTER	40.209	64	EDMUNDS	45.312	14	HARRIS	42.622	11	24	FROST	2:08.119	2:08.218	0.099
12	42	JOLLIFFE	40.298	33	BANISH	45.467	71	GOODMAN	42.741	12	7	McCABE	2:08.249	2:08.249	0.000
13	61	MACKAY	40.304	7	McCABE	45.537	42	JOLLIFFE	42.805	13	71	GOODMAN	2:08.352	2:08.352	0.000
14	7	McCABE	40.304	71	GOODMAN	45.570	88	FOSTER	42.851	14	33	BANISH	2:08.880	2:08.880	0.000
15	64	EDMUNDS	40.367	88	FOSTER	45.680	19	McPHEE	42.859	15	42	JOLLIFFE	2:09.074	2:09.270	0.196
16	33	BANISH	40.504	19	McPHEE	45.797	24	FROST	42.898	16	65	ROWAN	2:09.094	2:09.123	0.029
17	99	WILLIS	40.594	99	WILLIS	45.891	33	BANISH	42.909	17	88	FOSTER	2:09.173	2:09.173	0.000
18	88	FOSTER	40.642	65	ROWAN	45.898	65	ROWAN	43.073	18	19	McPHEE	2:09.708	2:10.146	0.438
19	16	BURROWS	40.810	42	JOLLIFFE	45.971	11	JONES	43.615	19	99	WILLIS	2:10.116	2:10.384	0.268
20	67	BOWES	40.930	67	BOWES	46.101	99	WILLIS	43.631	20	16	BURROWS	2:10.717	2:10.717	0.000
21	19	McPHEE	41.052	16	BURROWS	46.206	16	BURROWS	43.701	21	67	BOWES	2:10.814	2:10.814	0.000
22	11	JONES	41.075	12	KING	46.640	67	BOWES	43.783	22	11	JONES	2:11.458	2:11.666	0.208
23	12	KING	41.552	11	JONES	46.768	12	KING	44.342	23	12	KING	2:12.534	2:12.811	0.277

MCRCB BULLETIN TK253**2024 Bennetts British Superbike Championship - Round 5****2024 R&G British Talent Cup****WARM UP - BEST SPEEDS**

POS	INTERMEDIATE 1			INTERMEDIATE 2			FINISH LINE		
	NO	NAME	MPH	NO	NAME	MPH	NO	NAME	MPH
1	24	FROST	113.7	43	BRINTON	130.0	61	MACKAY	121.1
2	75	SUROWIAK	113.1	19	McPHEE	130.0	40	CORREA	119.4
3	61	MACKAY	113.1	14	HARRIS	129.0	88	FOSTER	119.1
4	91	RAYMOND Jnr	112.9	2	BANNISTER	128.3	43	BRINTON	118.9
5	19	McPHEE	112.9	91	RAYMOND Jnr	128.3	82	PAYNE	118.9
6	99	WILLIS	112.9	24	FROST	128.3	14	HARRIS	118.9
7	40	CORREA	112.7	16	BURROWS	128.0	19	McPHEE	118.9
8	43	BRINTON	112.4	82	PAYNE	127.3	48	WALKER	118.5
9	48	WALKER	112.4	64	EDMUNDS	127.3	64	EDMUNDS	118.3
10	67	BOWES	112.4	40	CORREA	127.0	67	BOWES	117.9
11	88	FOSTER	112.0	48	WALKER	127.0	24	FROST	117.5
12	64	EDMUNDS	111.8	67	BOWES	127.0	42	JOLLIFFE	117.5
13	16	BURROWS	111.8	61	MACKAY	126.8	91	RAYMOND Jnr	117.3
14	2	BANNISTER	111.6	42	JOLLIFFE	126.8	16	BURROWS	116.9
15	42	JOLLIFFE	111.2	75	SUROWIAK	126.6	75	SUROWIAK	116.7
16	82	PAYNE	111.1	65	ROWAN	126.6	65	ROWAN	116.3
17	65	ROWAN	110.7	11	JONES	126.1	33	BANISH	115.7
18	33	BANISH	110.0	33	BANISH	125.4	2	BANNISTER	115.1
19	7	McCABE	109.8	7	McCABE	124.9	99	WILLIS	115.1
20	71	GOODMAN	109.6	88	FOSTER	124.9	7	McCABE	114.5
21	11	JONES	109.6	71	GOODMAN	124.7	11	JONES	113.5
22	12	KING	109.4	99	WILLIS	123.3	71	GOODMAN	113.3
23	14	HARRIS	109.2	12	KING	122.9	12	KING	111.4

MCRCB BULLETIN TK254

2024 Bennetts British Superbike Championship - Round 5

2024 R&G British Talent Cup

WARM UP - STATISTICS

Competitors Started 23
Planned Start 2024-07-07 @ 09:13:00.000
Actual Start 2024-07-07 @ 09:13:00.879
Finish Time 2024-07-07 @ 09:21:00.879
Track Length 2.9689mi.
Total Laps 91
Total Distance Covered 270.1709mi.

Session Fastest Lap History

NO	NAME	LAP TIME	TIME OF DAY	LAP	VEHICLE
48	Ollie WALKER	2:10.197	09:17:28.726	2	Honda
75	Filip SUROWIAK	2:09.637	09:17:28.746	2	Honda
40	Julian CORREA	2:08.126	09:17:28.816	2	Honda
43	Amanuel BRINTON	2:07.041	09:19:40.110	3	Honda
43	Amanuel BRINTON	2:04.976	09:21:45.086	4	Honda

Flag History

TYPE	TIME OF DAY
GREEN	09:13:00.879
FINISH	09:21:00.879

Flag Statistics

TYPE	COUNT	TOTAL LAPS	TOTAL TIME
Green	1	4	11:36.660
Red	0	0	0.000
Safety Car	0	0	0.000
FCY	0	0	0.000

MCRCB BULLETIN TK255

2024 Bennetts British Superbike Championship - Round 5

2024 R&G British Talent Cup

WARM UP - SESSION NOTES

TIME

MESSAGE

09:22:44

NO.99 STOPPED TECHNICAL PROBLEM - T8 BRUNDLE

MCRCB BULLETIN TK256

2024 Bennetts British Superbike Championship - Round 5

2024 R&G British Talent Cup

WARM UP - WEATHER CONDITIONS

