

RACE 2 - CLASSIFICATION

Race Distance: 12 Laps / 35.62 miles

POS	NO	NAME	NAT	ENTRY	LAPS	TIME	GAP	DIFF	MPH	BEST	ON	GRD	↑↓
1	43	Amanuel BRINTON	GBR	Honda - Kovara Projects / RS Racing	12	25:06.622			85.12	2:03.792	10	10	9
2	29	Lucas BROWN	GBR	Honda - SENCAT Talent Team / Mortimer Racing	12	25:06.669	0.047	0.047	85.12	2:03.819	10	2	0
3	40	Julian CORREA	USA	Honda - Microlise Cresswell Racing	12	25:10.615	3.993	3.946	84.90	2:04.472	10	13	10
4	75	Filip SUROWIAK	GBR	Honda - Team City Lifting / RS Racing	12	25:10.707	4.085	0.092	84.89	2:04.453	10	7	3
5	24	Ryan FROST	GBR	Honda - Fibre Tec Honda	12	25:16.478	9.856	5.771	84.57	2:04.972	7	19	14
6	88	Mason FOSTER	GBR	Honda - BRP Racing	12	25:23.336	16.714	6.858	84.19	2:05.235	12	11	5
7	14	Bill HARRIS	GBR	Honda - Team Harris Racing / RS Racing	12	25:24.320	17.698	0.984	84.14	2:05.147	10	14	7
8	61	Harrison MACKAY	GBR	Honda - Wilson Racing / HMR	12	25:24.323	17.701	0.003	84.14	2:04.805	10	16	8
9	7	Harley McCABE	GBR	Honda - McCabe Racing by Motorbike Buyers	12	25:24.620	17.998	0.297	84.12	2:05.598	12	23	14
10	67	George BOWES	GBR	Honda - Microlise Cresswell Racing	12	25:26.068	19.446	1.448	84.04	2:05.507	11	8	-2
11	2	Josh BANNISTER	GBR	Honda - Fibre Tec Honda	12	25:27.977	21.355	1.909	83.93	2:05.897	9	12	1
12	33	Eli BANISH	USA	Honda - Fibre Tec Honda	12	25:33.325	26.703	5.348	83.64	2:06.352	9	6	-6
13	48	Ollie WALKER	GBR	Honda - Fibre Tec Honda	12	25:33.801	27.179	0.476	83.62	2:06.396	5	9	-4
14	64	Clayton EDMUNDS	GBR	Honda - Team City Lifting / RS Racing	12	25:35.324	28.702	1.523	83.53	2:06.085	10	17	3
15	91	Joshua RAYMOND Jnr	USA	Honda - Fibre Tec Honda	12	25:38.478	31.856	3.154	83.36	2:06.305	9	20	5
16	19	Scott McPHEE	GBR	Honda - SMP Racing	12	25:42.324	35.702	3.846	83.15	2:06.669	10	18	2
17	42	Ben JOLLIFFE	GBR	Honda - Wilson Racing	12	25:52.736	46.114	10.412	82.60	2:08.186	11	21	4
18	16	Jack BURROWS	GBR	Honda - Burrows Engineering / RK Racing	12	25:53.788	47.166	1.052	82.54	2:08.386	12	4	-14
19	99	Peter WILLIS	GBR	Honda - Microlise Cresswell Racing	12	25:53.909	47.287	0.121	82.53	2:07.991	11	1	-18
20	71	Daniel GOODMAN	GBR	Honda - Fibre Tec Honda	12	25:54.284	47.662	0.375	82.51	2:08.142	11	3	-17
21	11	Iwan JONES	GBR	Honda - Jones Brothers Racing	12	25:54.366	47.744	0.082	82.51	2:08.081	10	22	1

NOT CLASSIFIED

DNF	65	Alexander ROWAN	GBR	Honda - Alexander Rowan Racing	11	23:18.366	1 Lap	1 Lap	84.07	2:05.883	5	5	
DNF	82	Kyle PAYNE	GBR	Honda - Ilusion Racing	11	23:31.591	1 Lap	13.225	83.28	2:05.882	9	24	
DNF	12	Tyler KING	NZL	Honda - Microlise Cresswell Racing	3	6:36.797	9 Laps	8 Laps	80.80	2:09.250	3	15	

FASTEST LAP

43	Amanuel BRINTON	GBR	Honda - Kovara Projects / RS Racing	10	2:03.792			86.33 mph		138.94 kph			
----	-----------------	-----	-------------------------------------	----	----------	--	--	-----------	--	------------	--	--	--

Weather / Track : Cloudy / Dry

These results are provisional until the conclusion of any judicial and technical matters.

Date: 07/07/2024 Start: 12:15 Finish: 12:40

Snetterton 300: 2.9689 miles

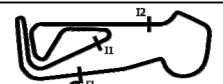
Race Director: Stuart Higgs

Stewards:

Timekeeper: Richard Evans

S. Higgs

R. EVANS



Digitally Approved at 12:49 Sunday, 07 July 2024

Digitally Approved at 12:48 Sunday, 07 July 2024

Results can be found at www.tsl-timing.com

Printed - 12:43 Sunday, 07 July 2024

MCRCB BULLETIN TK326

2024 Bennetts British Superbike Championship - Round 5

2024 R&G British Talent Cup

RACE 2 - POSITION CHART

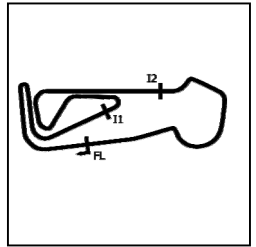
No	Name	Lap												
		Pos	1	2	3	4	5	6	7	8	9	10	11	12
99	WILLIS	1	29	43	43	43	29	43	29	29	43	43	43	43
29	BROWN	2	43	29	29	29	43	29	43	43	29	29	29	29
71	GOODMAN	3	65	65	40	75	75	75	75	40	40	40	75	40
16	BURROWS	4	40	40	75	40	40	40	40	75	75	75	40	75
65	ROWAN	5	75	75	65	24	24	24	24	24	24	24	24	24
33	BANISH	6	24	24	24	65	65	65	65	65	65	14	88	88
75	SUROWIAK	7	67	14	7	14	14	14	14	7	88	65	65	14
67	BOWES	8	16	67	14	61	7	7	7	88	14	88	14	61
48	WALKER	9	2	7	61	7	61	61	88	14	7	7	7	7
43	BRINTON	10	33	88	88	88	88	88	67	67	67	61	61	67
88	FOSTER	11	99	33	67	67	67	67	2	2	2	67	67	2
2	BANNISTER	12	88	61	2	2	2	2	61	61	61	2	2	33
40	CORREA	13	71	2	33	48	48	48	48	48	48	48	33	48
14	HARRIS	14	14	48	48	33	33	33	33	33	33	33	48	64
12	KING	15	7	16	91	91	64	64	64	64	64	64	64	91
61	MACKAY	16	48	91	16	64	91	91	91	91	91	91	91	19
64	EDMUNDS	17	91	64	64	16	19	19	19	82	82	82	82	42
19	McPHEE	18	61	71	71	19	82	82	82	19	19	19	19	16
24	FROST	19	12	99	19	82	16	16	16	42	42	42	42	99
91	RAYMOND Jnr	20	42	42	42	71	71	71	71	16	16	11	11	71
42	JOLLIFFE	21	82	19	82	42	42	42	42	71	11	16	99	11
11	JONES	22	64	82	99	11	11	11	11	11	71	99	16	
7	McCABE	23	19	11	11	99	99	99	99	99	99	71	71	
82	PAYNE	24	11	12	12									

MCRCB BULLETIN TK327

2024 Bennetts British Superbike Championship - Round 5

2024 R&G British Talent Cup

RACE 2 - SECTOR ANALYSIS



SECTOR 1 = FL to I1, SECTOR 2 = I1 to I2, SECTOR 3 = I2 to FL, DIFF = Difference To Personal Best Lap, P = Crossed Finish Line in Pit Lane, D = Time Disallowed

P1 43		Amanuel BRINTON					Honda - Kovara Projects / RS Racing				
IDEAL LAP TIME : 2:03.771		BEST LAP TIME : 2:03.792					DIFFERENCE : 0.021				
LAP	SECTOR 1	SECTOR 2		SECTOR 3		LAP TIME	MPH	DIFF	TIME OF DAY		
1 -		111.1	44.825	124.5	41.426	114.5	2:12.184	80.85	8.392	12:18:05.414	
2 -	39.295	111.1	44.471	124.7	41.159	114.1	2:04.925	85.55	1.133	12:20:10.339	
3 -	39.209	112.2	44.025	124.9	41.375	114.7	2:04.609	85.77	0.817	12:22:14.948	
4 -	39.138	111.4	44.441	125.2	41.301	114.3	2:04.880	85.58	1.088	12:24:19.828	
5 -	39.361	113.1	44.186	127.0	42.052	116.5	2:05.599	85.09	1.807	12:26:25.427	
6 -	39.430	113.7	44.442	124.9	42.256	115.1	2:06.128	84.73	2.336	12:28:31.555	
7 -	39.399	113.1	44.165	125.4	41.389	115.9	2:04.953	85.53	1.161	12:30:36.508	
8 -	39.787	111.1	44.459	124.2	41.612	111.8	2:05.858	84.92	2.066	12:32:42.366	
9 -	39.072	111.6	44.042	125.6	41.373	115.1	2:04.487 (2)	85.85	0.695	12:34:46.853	
10 -	39.093	113.1	43.700	125.4	40.999	114.5	2:03.792 (1)	86.33		12:36:50.645	
11 -	39.102	112.9	44.400	125.2	41.116	114.3	2:04.618	85.76	0.826	12:38:55.263	
12 -	39.118	111.2	44.288	124.2	41.183	114.5	2:04.589 (3)	85.78	0.797	12:40:59.852	

P2 29		Lucas BROWN					Honda - SENCAT Talent Team / Mortimer Racing				
IDEAL LAP TIME : 2:03.819		BEST LAP TIME : 2:03.819					DIFFERENCE : 0.000				
LAP	SECTOR 1	SECTOR 2		SECTOR 3		LAP TIME	MPH	DIFF	TIME OF DAY		
1 -		109.2	44.760	126.8	41.376	112.0	2:12.183	80.85	8.364	12:18:05.413	
2 -	39.440	110.5	44.349	125.6	41.175	114.9	2:04.964	85.52	1.145	12:20:10.377	
3 -	39.001	110.3	44.193	123.1	41.410	116.3	2:04.604	85.77	0.785	12:22:14.981	
4 -	39.179	111.6	44.414	124.0	41.330	115.7	2:04.923	85.55	1.104	12:24:19.904	
5 -	39.293	110.1	44.230	124.9	41.863	112.2	2:05.386	85.24	1.567	12:26:25.290	
6 -	39.500	110.7	44.580	124.7	42.206	112.4	2:06.286	84.63	2.467	12:28:31.576	
7 -	39.307	110.1	44.290	126.8	41.320	112.5	2:04.917	85.56	1.098	12:30:36.493	
8 -	39.847	112.2	44.487	124.5	41.477	112.0	2:05.811	84.95	1.992	12:32:42.304	
9 -	39.196	111.6	44.025	124.2	41.370	116.5	2:04.591 (3)	85.78	0.772	12:34:46.895	
10 -	38.893	110.9	43.973	124.9	40.953	116.5	2:03.819 (1)	86.32		12:36:50.714	
11 -	38.975	110.7	44.563	124.7	41.138	115.5	2:04.676	85.72	0.857	12:38:55.390	
12 -	39.089	110.0	44.243	123.5	41.177	112.4	2:04.509 (2)	85.84	0.690	12:40:59.899	

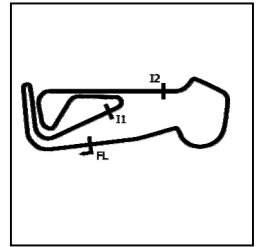
P3 40		Julian CORREA					Honda - Microlise Cresswell Racing				
IDEAL LAP TIME : 2:04.287		BEST LAP TIME : 2:04.472					DIFFERENCE : 0.185				
LAP	SECTOR 1	SECTOR 2		SECTOR 3		LAP TIME	MPH	DIFF	TIME OF DAY		
1 -		111.4	45.317	126.1	41.749	115.7	2:13.581	80.01	9.109	12:18:06.811	
2 -	39.497	111.4	44.736	125.9	42.086	114.7	2:06.319	84.61	1.847	12:20:13.130	
3 -	39.529	111.8	44.654	126.8	41.585	115.3	2:05.768	84.98	1.296	12:22:18.898	
4 -	39.355	111.4	44.831	124.7	41.695	116.7	2:05.881	84.90	1.409	12:24:24.779	
5 -	39.361	112.4	44.548	127.3	41.603	117.7	2:05.512	85.15	1.040	12:26:30.291	
6 -	39.473	112.7	44.378	128.0	41.591	117.7	2:05.442	85.20	0.970	12:28:35.733	
7 -	39.361	112.5	44.062	126.8	41.277	117.1	2:04.700 (3)	85.71	0.228	12:30:40.433	
8 -	39.207	113.3	44.201	127.0	41.436	116.3	2:04.844	85.61	0.372	12:32:45.277	
9 -	39.262	112.2	44.267	126.6	41.190	116.9	2:04.719	85.69	0.247	12:34:49.996	
10 -	39.096	112.0	44.196	127.3	41.180	115.9	2:04.472 (1)	85.86		12:36:54.468	
11 -	39.312	112.7	44.437	126.8	41.129	118.1	2:04.878	85.58	0.406	12:38:59.346	
12 -	39.257	111.1	44.105	127.3	41.137	116.1	2:04.499 (2)	85.84	0.027	12:41:03.845	

MCRCB BULLETIN TK327

2024 Bennetts British Superbike Championship - Round 5

2024 R&G British Talent Cup

RACE 2 - SECTOR ANALYSIS



SECTOR 1 = FL to I1, SECTOR 2 = I1 to I2, SECTOR 3 = I2 to FL, DIFF = Difference To Personal Best Lap, P = Crossed Finish Line in Pit Lane, D = Time Disallowed

P4 75		Filip SUROWIAK					Honda - Team City Lifting / RS Racing				
IDEAL LAP TIME : 2:04.287		BEST LAP TIME : 2:04.453			DIFFERENCE : 0.166						
LAP	SECTOR 1	SECTOR 2		SECTOR 3		LAP TIME	MPH	DIFF	TIME OF DAY		
1 -		111.4	45.476	125.2	41.725	114.7	2:13.591	80.00	9.138	12:18:06.821	
2 -	39.572	112.4	44.663	126.3	42.231	116.3	2:06.466	84.51	2.013	12:20:13.287	
3 -	39.649	112.7	44.491	127.3	41.529	116.5	2:05.669	85.04	1.216	12:22:18.956	
4 -	39.542	112.7	44.571	123.3	41.443	114.1	2:05.556	85.12	1.103	12:24:24.512	
5 -	39.561	112.2	44.563	124.0	41.565	113.9	2:05.689	85.03	1.236	12:26:30.201	
6 -	39.530	112.2	44.387	124.0	41.440	114.7	2:05.357	85.26	0.904	12:28:35.558	
7 -	39.206	111.6	44.322	124.2	41.063	113.9	2:04.591 (2)	85.78	0.138	12:30:40.149	
8 -	39.270	112.0	44.342	124.0	41.556	116.1	2:05.168	85.38	0.715	12:32:45.317	
9 -	39.325	113.3	44.263	127.8	41.137	116.9	2:04.725	85.69	0.272	12:34:50.042	
10 -	39.212	113.7	44.079	127.3	41.162	117.1	2:04.453 (1)	85.88		12:36:54.495	
11 -	39.280	111.4	44.342	124.2	41.146	114.3	2:04.768	85.66	0.315	12:38:59.263	
12 -	39.145	111.6	44.186	124.0	41.343	117.5	2:04.674 (3)	85.72	0.221	12:41:03.937	

P5 24		Ryan FROST					Honda - Fibre Tec Honda				
IDEAL LAP TIME : 2:04.844		BEST LAP TIME : 2:04.972			DIFFERENCE : 0.128						
LAP	SECTOR 1	SECTOR 2		SECTOR 3		LAP TIME	MPH	DIFF	TIME OF DAY		
1 -		113.9	45.302	127.5	42.706	115.9	2:15.083	79.12	10.111	12:18:08.313	
2 -	39.327	112.5	44.729	125.9	41.633	117.7	2:05.689	85.03	0.717	12:20:14.002	
3 -	39.757	113.9	44.948	126.6	42.340	114.5	2:07.045	84.12	2.073	12:22:21.047	
4 -	39.505	112.4	44.463	126.1	41.686	115.7	2:05.654	85.05	0.682	12:24:26.701	
5 -	39.485	113.7	44.324	126.1	41.812	116.3	2:05.621	85.08	0.649	12:26:32.322	
6 -	39.440	112.9	44.224	126.1	41.670	116.9	2:05.334	85.27	0.362	12:28:37.656	
7 -	39.180	113.9	44.128	126.8	41.664	115.9	2:04.972 (1)	85.52		12:30:42.628	
8 -	39.284	113.7	44.413	126.1	41.710	115.5	2:05.407	85.22	0.435	12:32:48.035	
9 -	39.343	112.9	44.337	125.6	41.613	116.1	2:05.293	85.30	0.321	12:34:53.328	
10 -	39.195	113.1	44.431	126.6	41.536	114.9	2:05.162 (2)	85.39	0.190	12:36:58.490	
11 -	39.329	112.7	44.326	125.6	41.602	115.7	2:05.257 (3)	85.32	0.285	12:39:03.747	
12 -	39.479	112.4	44.578	125.6	41.904	111.2	2:05.961	84.85	0.989	12:41:09.708	

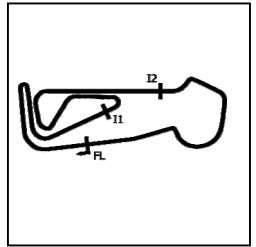
P6 88		Mason FOSTER					Honda - BRP Racing				
IDEAL LAP TIME : 2:05.113		BEST LAP TIME : 2:05.235			DIFFERENCE : 0.122						
LAP	SECTOR 1	SECTOR 2		SECTOR 3		LAP TIME	MPH	DIFF	TIME OF DAY		
1 -		112.0	45.624	128.0	43.138	118.1	2:16.097	78.53	10.862	12:18:09.327	
2 -	39.726	111.8	45.445	124.2	42.284	118.7	2:07.455	83.85	2.220	12:20:16.782	
3 -	39.866	112.7	44.749	126.6	42.303	115.9	2:06.918	84.21	1.683	12:22:23.700	
4 -	39.562	112.7	44.793	128.3	42.053	116.5	2:06.408	84.55	1.173	12:24:30.108	
5 -	39.372	113.1	44.811	127.8	41.753	116.3	2:05.936	84.86	0.701	12:26:36.044	
6 -	39.637	113.3	44.487	128.5	42.095	117.5	2:06.219	84.67	0.984	12:28:42.263	
7 -	39.627	111.8	44.569	125.6	41.771	116.9	2:05.967	84.84	0.732	12:30:48.230	
8 -	39.721	110.7	44.624	124.2	41.704	115.9	2:06.049	84.79	0.814	12:32:54.279	
9 -	39.392	111.8	44.625	124.2	41.657	116.1	2:05.674 (3)	85.04	0.439	12:34:59.953	
10 -	39.568	112.5	44.446	126.8	41.594	118.7	2:05.608 (2)	85.09	0.373	12:37:05.561	
11 -	39.500	110.9	44.770	123.8	41.500	113.7	2:05.770	84.98	0.535	12:39:11.331	
12 -	39.208	110.7	44.568	124.0	41.459	114.3	2:05.235 (1)	85.34		12:41:16.566	

MCRCB BULLETIN TK327

2024 Bennetts British Superbike Championship - Round 5

2024 R&G British Talent Cup

RACE 2 - SECTOR ANALYSIS



SECTOR 1 = FL to I1, SECTOR 2 = I1 to I2, SECTOR 3 = I2 to FL, DIFF = Difference To Personal Best Lap, P = Crossed Finish Line in Pit Lane, D = Time Disallowed

P7 14		Bill HARRIS		Honda - Team Harris Racing / RS Racing								
IDEAL LAP TIME : 2:04.692		BEST LAP TIME : 2:05.147		DIFFERENCE : 0.455								
LAP	SECTOR 1	SECTOR 2	SECTOR 3	LAP TIME	MPH	DIFF	TIME OF DAY					
1 -		110.9	45.876	128.8	42.985	118.5	2:16.402	78.35	11.255	12:18:09.632		
2 -	39.914	111.2	45.015	127.5	41.864	115.9	2:06.793	84.29	1.646	12:20:16.425		
3 -	40.272	113.3	44.691	127.8	41.794	116.5	2:06.757	84.31	1.610	12:22:23.182		
4 -	39.648	111.4	44.915	123.3	41.798	115.5	2:06.361	84.58	1.214	12:24:29.543		
5 -	39.989	113.9	44.310	126.8	41.733	115.1	2:06.032	84.80	0.885	12:26:35.575		
6 -	39.736	109.8	44.619	125.6	41.869	115.9	2:06.224	84.67	1.077	12:28:41.799		
7 -	39.424	112.2	45.001	122.0	41.914	115.9	2:06.339	84.59	1.192	12:30:48.138		
8 -	40.265	106.1	44.495	127.0	41.948	115.1	2:06.708	84.35	1.561	12:32:54.846		
9 -	39.092	105.5	44.532	127.3	41.588	119.1	2:05.212 (2)	85.35	0.065	12:35:00.058		
10 -	39.243	112.2	44.342	126.8	41.562	115.5	2:05.147 (1)	85.40		12:37:05.205		
11 -	40.742	110.9	44.625	127.5	41.658	116.5	2:07.025	84.14	1.878	12:39:12.230		
12 -	39.369	112.9	44.038	127.0	41.913	114.1	2:05.320 (3)	85.28	0.173	12:41:17.550		

P8 61		Harrison MACKAY		Honda - Wilson Racing / HMR								
IDEAL LAP TIME : 2:04.599		BEST LAP TIME : 2:04.805		DIFFERENCE : 0.206								
LAP	SECTOR 1	SECTOR 2	SECTOR 3	LAP TIME	MPH	DIFF	TIME OF DAY					
1 -		111.4	45.690	129.3	42.806	118.3	2:17.226	77.88	12.421	12:18:10.456		
2 -	39.454	112.4	44.804	128.5	42.369	120.2	2:06.627	84.40	1.822	12:20:17.083		
3 -	39.782	109.8	44.902	129.0	41.899	116.5	2:06.583	84.43	1.778	12:22:23.666		
4 -	39.355	112.4	44.676	126.6	41.864	113.9	2:05.895	84.89	1.090	12:24:29.561		
5 -	39.946	110.7	44.381	127.5	41.863	117.5	2:06.190	84.69	1.385	12:26:35.751		
6 -	39.711	110.5	44.812	126.1	41.955	118.3	2:06.478	84.50	1.673	12:28:42.229		
7 -	39.253	112.5	47.424	108.9	42.002	114.7	2:08.679	83.06	3.874	12:30:50.908		
8 -	39.616	108.5	44.836	124.0	41.636	114.7	2:06.088	84.76	1.283	12:32:56.996		
9 -	39.358	112.2	44.503	122.0	41.503	116.1	2:05.364	85.25	0.559	12:35:02.360		
10 -	39.123	113.5	44.300	127.3	41.382	115.7	2:04.805 (1)	85.63		12:37:07.165		
11 -	39.149	112.9	44.301	127.8	41.713	120.0	2:05.163 (2)	85.39	0.358	12:39:12.328		
12 -	39.067	111.8	44.150	127.8	42.008	109.2	2:05.225 (3)	85.35	0.420	12:41:17.553		

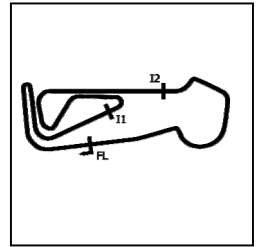
P9 7		Harley McCABE		Honda - McCabe Racing by Motorbike Buyers								
IDEAL LAP TIME : 2:05.269		BEST LAP TIME : 2:05.598		DIFFERENCE : 0.329								
LAP	SECTOR 1	SECTOR 2	SECTOR 3	LAP TIME	MPH	DIFF	TIME OF DAY					
1 -		110.5	46.062	127.8	42.762	117.5	2:16.570	78.26	10.972	12:18:09.800		
2 -	39.691	109.6	45.080	125.9	42.030	116.5	2:06.801	84.29	1.203	12:20:16.601		
3 -	39.866	110.0	44.802	123.8	41.913	114.5	2:06.581	84.43	0.983	12:22:23.182		
4 -	39.827	110.1	44.841	126.8	41.826	117.3	2:06.494	84.49	0.896	12:24:29.676		
5 -	39.441	109.1	44.565	124.0	41.904	114.1	2:05.910 (3)	84.88	0.312	12:26:35.586		
6 -	39.590	109.2	44.825	125.9	41.907	117.7	2:06.322	84.60	0.724	12:28:41.908		
7 -	40.139	109.2	44.445	127.8	41.706	115.5	2:06.290	84.63	0.692	12:30:48.198		
8 -	40.045	109.8	44.380	127.3	41.636	114.5	2:06.061	84.78	0.463	12:32:54.259		
9 -	39.544	109.6	44.724	124.2	41.708	118.5	2:05.976	84.84	0.378	12:35:00.235		
10 -	39.594	110.0	44.579	125.9	41.682	116.7	2:05.855 (2)	84.92	0.257	12:37:06.090		
11 -	39.792	109.8	44.708	125.4	41.662	118.7	2:06.162	84.71	0.564	12:39:12.252		
12 -	39.656	109.6	44.494	124.9	41.448	115.3	2:05.598 (1)	85.09		12:41:17.850		

MCRCB BULLETIN TK327

2024 Bennetts British Superbike Championship - Round 5

2024 R&G British Talent Cup

RACE 2 - SECTOR ANALYSIS



SECTOR 1 = FL to I1, SECTOR 2 = I1 to I2, SECTOR 3 = I2 to FL, DIFF = Difference To Personal Best Lap, P = Crossed Finish Line in Pit Lane, D = Time Disallowed

P10 67		George BOWES		Honda - Microlise Cresswell Racing									
IDEAL LAP TIME : 2:05.507		BEST LAP TIME : 2:05.507		DIFFERENCE : 0.000									
LAP	SECTOR 1	SECTOR 2	SECTOR 3	LAP TIME	MPH	DIFF	TIME OF DAY						
1 -		109.1	45.555	128.5	42.971	116.7	2:15.149	79.08	9.642	12:18:08.379			
2 -	40.370	111.4	45.311	123.5	42.378	113.9	2:08.059	83.46	2.552	12:20:16.438			
3 -	40.376	111.8	45.051	124.5	41.894	118.5	2:07.321	83.94	1.814	12:22:23.759			
4 -	39.859	111.8	45.022	127.3	41.724	117.7	2:06.605	84.42	1.098	12:24:30.364			
5 -	39.495	112.2	44.884	127.5	41.977	116.1	2:06.356	84.58	0.849	12:26:36.720			
6 -	39.561	113.1	44.839	124.9	41.811	116.9	2:06.211	84.68	0.704	12:28:42.931			
7 -	39.540	111.2	44.642	125.9	41.851	116.9	2:06.033 (2)	84.80	0.526	12:30:48.964			
8 -	39.685	112.0	44.794	126.8	41.742	116.3	2:06.221	84.67	0.714	12:32:55.185			
9 -	39.435	111.6	44.706	124.0	41.986	116.7	2:06.127 (3)	84.74	0.620	12:35:01.312			
10 -	39.798	112.2	44.665	126.1	41.753	116.7	2:06.216	84.68	0.709	12:37:07.528			
11 -	39.408	110.1	44.526	126.6	41.573	116.3	2:05.507 (1)	85.15		12:39:13.035			
12 -	39.704	110.9	44.643	125.9	41.916	114.1	2:06.263	84.64	0.756	12:41:19.298			

P11 2		Josh BANNISTER		Honda - Fibre Tec Honda									
IDEAL LAP TIME : 2:05.624		BEST LAP TIME : 2:05.897		DIFFERENCE : 0.273									
LAP	SECTOR 1	SECTOR 2	SECTOR 3	LAP TIME	MPH	DIFF	TIME OF DAY						
1 -		110.0	45.664	128.8	42.900	116.7	2:15.285	79.00	9.388	12:18:08.515			
2 -	40.253	110.0	45.800	121.7	42.741	117.9	2:08.794	82.98	2.897	12:20:17.309			
3 -	39.796	112.0	45.398	126.1	42.080	114.5	2:07.274	83.97	1.377	12:22:24.583			
4 -	39.686	111.2	44.449	126.8	41.988	116.1	2:06.123	84.74	0.226	12:24:30.706			
5 -	39.368	112.0	44.820	127.5	42.175	114.9	2:06.363	84.58	0.466	12:26:37.069			
6 -	39.646	111.1	44.442	125.2	41.933	117.1	2:06.021 (2)	84.81	0.124	12:28:43.090			
7 -	39.509	112.0	44.707	125.9	41.823	117.3	2:06.039 (3)	84.79	0.142	12:30:49.129			
8 -	39.503	110.9	45.012	126.8	41.836	116.1	2:06.351	84.59	0.454	12:32:55.480			
9 -	39.416	111.4	44.632	126.1	41.849	115.5	2:05.897 (1)	84.89		12:35:01.377			
10 -	39.525	111.6	44.959	122.2	41.814	117.5	2:06.298	84.62	0.401	12:37:07.675			
11 -	39.592	111.4	44.629	125.9	41.892	115.1	2:06.113	84.75	0.216	12:39:13.788			
12 -	39.732	110.7	45.241	123.3	42.446	112.7	2:07.419	83.88	1.522	12:41:21.207			

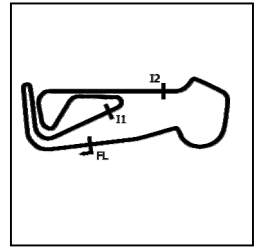
P12 33		Eli BANISH		Honda - Fibre Tec Honda									
IDEAL LAP TIME : 2:06.150		BEST LAP TIME : 2:06.352		DIFFERENCE : 0.202									
LAP	SECTOR 1	SECTOR 2	SECTOR 3	LAP TIME	MPH	DIFF	TIME OF DAY						
1 -		109.8	45.616	128.8	43.078	114.7	2:15.761	78.72	9.409	12:18:08.991			
2 -	40.357	111.8	45.197	124.9	42.435	118.1	2:07.989	83.50	1.637	12:20:16.980			
3 -	40.065	111.1	45.470	128.0	42.258	117.7	2:07.793	83.63	1.441	12:22:24.773			
4 -	40.430	109.1	45.025	125.9	42.166	115.1	2:07.621	83.74	1.269	12:24:32.394			
5 -	39.905	112.0	45.021	125.2	42.129	115.1	2:07.055	84.12	0.703	12:26:39.449			
6 -	39.863	110.1	45.088	123.8	42.157	114.3	2:07.108	84.08	0.756	12:28:46.557			
7 -	40.011	110.0	45.079	123.5	42.073	115.1	2:07.163	84.05	0.811	12:30:53.720			
8 -	39.883	109.6	45.056	124.5	41.957	114.5	2:06.896	84.22	0.544	12:33:00.616			
9 -	39.769	111.4	44.698	124.9	41.885	116.5	2:06.352 (1)	84.58		12:35:06.968			
10 -	39.768	111.1	44.867	125.9	41.894	116.7	2:06.529 (3)	84.47	0.177	12:37:13.497			
11 -	39.652	111.6	44.806	123.1	42.082	114.1	2:06.540	84.46	0.188	12:39:20.037			
12 -	39.975	110.3	44.743	126.3	41.800	114.1	2:06.518 (2)	84.47	0.166	12:41:26.555			

MCRCB BULLETIN TK327

2024 Bennetts British Superbike Championship - Round 5

2024 R&G British Talent Cup

RACE 2 - SECTOR ANALYSIS



SECTOR 1 = FL to I1, SECTOR 2 = I1 to I2, SECTOR 3 = I2 to FL, DIFF = Difference To Personal Best Lap, P = Crossed Finish Line in Pit Lane, D = Time Disallowed

P13 48		Ollie WALKER					Honda - Fibre Tec Honda				
IDEAL LAP TIME : 2:06.155		BEST LAP TIME : 2:06.396					DIFFERENCE : 0.241				
LAP	SECTOR 1		SECTOR 2		SECTOR 3		LAP TIME	MPH	DIFF	TIME OF DAY	
1 -		111.2	45.761	128.3	42.632	118.1	2:16.585	78.25	10.189	12:18:09.815	
2 -	40.265	111.8	44.705	128.8	43.003	117.3	2:07.973	83.51	1.577	12:20:17.788	
3 -	39.641	109.4	45.149	127.5	42.367	118.1	2:07.157	84.05	0.761	12:22:24.945	
4 -	40.069	111.1	44.867	124.9	41.925	115.3	2:06.861	84.25	0.465	12:24:31.806	
5 -	39.647	112.0	44.810	125.4	41.939	115.5	2:06.396 (1)	84.56		12:26:38.202	
6 -	39.629	109.2	44.848	124.0	42.079	115.5	2:06.556 (2)	84.45	0.160	12:28:44.758	
7 -	39.705	111.1	46.458	121.7	42.089	115.1	2:08.252	83.33	1.856	12:30:53.010	
8 -	39.785	110.7	44.974	124.0	42.086	114.5	2:06.845	84.26	0.449	12:32:59.855	
9 -	39.774	110.3	45.027	123.8	42.092	114.5	2:06.893	84.22	0.497	12:35:06.748	
10 -	39.915	111.2	44.877	124.0	41.821	114.7	2:06.613 (3)	84.41	0.217	12:37:13.361	
11 -	39.740	108.9	45.047	126.3	41.939	117.3	2:06.726	84.34	0.330	12:39:20.087	
12 -	39.679	110.7	44.998	124.0	42.267	111.6	2:06.944	84.19	0.548	12:41:27.031	

P14 64		Clayton EDMUNDS					Honda - Team City Lifting / RS Racing				
IDEAL LAP TIME : 2:05.936		BEST LAP TIME : 2:06.085					DIFFERENCE : 0.149				
LAP	SECTOR 1		SECTOR 2		SECTOR 3		LAP TIME	MPH	DIFF	TIME OF DAY	
1 -		103.7	46.274	125.9	43.021	115.9	2:17.729	77.60	11.644	12:18:10.959	
2 -	40.288	108.4	45.150	128.3	42.633	118.3	2:08.071	83.45	1.986	12:20:19.030	
3 -	40.237	109.2	45.220	123.8	42.939	115.9	2:08.396	83.24	2.311	12:22:27.426	
4 -	40.407	109.2	45.636	126.1	42.615	117.1	2:08.658	83.07	2.573	12:24:36.084	
5 -	39.936	112.0	44.919	124.9	42.226	114.7	2:07.081	84.10	0.996	12:26:43.165	
6 -	40.007	111.6	44.691	124.2	42.145	114.9	2:06.843	84.26	0.758	12:28:50.008	
7 -	39.940	111.2	44.845	124.0	42.127	115.3	2:06.912	84.21	0.827	12:30:56.920	
8 -	40.075	111.4	44.725	124.7	41.916	114.7	2:06.716	84.34	0.631	12:33:03.636	
9 -	39.665	111.1	44.773	124.0	42.046	114.7	2:06.484	84.50	0.399	12:35:10.120	
10 -	39.716	111.8	44.574	125.4	41.795	114.5	2:06.085 (1)	84.76		12:37:16.205	
11 -	39.759	111.6	44.731	124.2	41.697	115.1	2:06.187 (3)	84.70	0.102	12:39:22.392	
12 -	39.851	110.7	44.579	124.7	41.732	114.3	2:06.162 (2)	84.71	0.077	12:41:28.554	

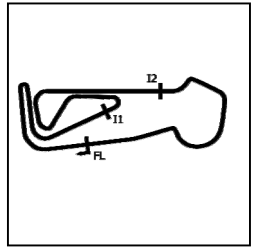
P15 91		Joshua RAYMOND Jnr					Honda - Fibre Tec Honda				
IDEAL LAP TIME : 2:05.976		BEST LAP TIME : 2:06.305					DIFFERENCE : 0.329				
LAP	SECTOR 1		SECTOR 2		SECTOR 3		LAP TIME	MPH	DIFF	TIME OF DAY	
1 -		106.8	46.260	127.8	42.708	120.0	2:16.810	78.12	10.505	12:18:10.040	
2 -	40.114	108.9	45.723	126.1	42.908	117.5	2:08.745	83.01	2.440	12:20:18.785	
3 -	39.952	112.7	45.606	126.8	42.762	115.7	2:08.320	83.29	2.015	12:22:27.105	
4 -	40.514	109.8	45.711	125.2	42.614	114.9	2:08.839	82.95	2.534	12:24:35.944	
5 -	40.106	112.7	44.905	126.8	42.643	115.1	2:07.654	83.72	1.349	12:26:43.598	
6 -	39.801	111.8	45.090	126.1	42.387	116.1	2:07.278	83.97	0.973	12:28:50.876	
7 -	40.070	111.8	45.178	126.1	42.325	115.9	2:07.573	83.78	1.268	12:30:58.449	
8 -	39.829	111.4	45.022	125.4	42.261	114.9	2:07.112	84.08	0.807	12:33:05.561	
9 -	39.696	112.9	44.695	127.3	41.914	116.7	2:06.305 (1)	84.62		12:35:11.866	
10 -	39.493	112.7	45.133	126.6	41.925	115.3	2:06.551 (3)	84.45	0.246	12:37:18.417	
11 -	39.652	112.2	44.852	127.5	41.811	115.7	2:06.315 (2)	84.61	0.010	12:39:24.732	
12 -	39.519	112.5	44.672	127.8	42.785	114.9	2:06.976	84.17	0.671	12:41:31.708	

MCRCB BULLETIN TK327

2024 Bennetts British Superbike Championship - Round 5

2024 R&G British Talent Cup

RACE 2 - SECTOR ANALYSIS



SECTOR 1 = FL to I1, SECTOR 2 = I1 to I2, SECTOR 3 = I2 to FL, DIFF = Difference To Personal Best Lap, P = Crossed Finish Line in Pit Lane, D = Time Disallowed

P16 19		Scott McPHEE		Honda - SMP Racing						
IDEAL LAP TIME : 2:06.496		BEST LAP TIME : 2:06.669		DIFFERENCE : 0.173						
LAP	SECTOR 1		SECTOR 2		SECTOR 3		LAP TIME	MPH	DIFF	TIME OF DAY
1 -		108.2	46.474	128.3	42.966	118.5	2:18.120	77.38	11.451	12:18:11.350
2 -	40.471	110.3	45.491	127.5	42.466	120.2	2:08.428	83.22	1.759	12:20:19.778
3 -	40.601	113.5	45.512	126.3	42.306	116.3	2:08.419	83.22	1.750	12:22:28.197
4 -	40.046	108.9	45.563	127.5	42.746	119.6	2:08.355	83.26	1.686	12:24:36.552
5 -	39.874	113.3	45.129	127.0	42.734	116.5	2:07.737	83.67	1.068	12:26:44.289
6 -	40.001	112.4	45.154	125.2	42.705	115.1	2:07.860	83.59	1.191	12:28:52.149
7 -	40.087	112.7	44.923	125.9	42.388	115.5	2:07.398	83.89	0.729	12:30:59.547
8 -	39.882	112.9	45.226	127.0	42.281	116.5	2:07.389	83.90	0.720	12:33:06.936
9 -	39.738	106.6	45.025	125.6	42.069	116.3	2:06.832 (2)	84.26	0.163	12:35:13.768
10 -	39.665	112.2	44.762	126.3	42.242	115.7	2:06.669 (1)	84.37		12:37:20.437
11 -	39.982	112.4	45.056	125.2	42.294	116.3	2:07.332 (3)	83.93	0.663	12:39:27.769
12 -	39.917	111.4	44.999	124.2	42.869	115.1	2:07.785	83.64	1.116	12:41:35.554

P17 42		Ben JOLLIFFE		Honda - Wilson Racing						
IDEAL LAP TIME : 2:07.512		BEST LAP TIME : 2:08.186		DIFFERENCE : 0.674						
LAP	SECTOR 1		SECTOR 2		SECTOR 3		LAP TIME	MPH	DIFF	TIME OF DAY
1 -		107.7	46.034	128.5	43.302	119.1	2:17.602	77.67	9.416	12:18:10.832
2 -	39.908	104.8	45.724	126.8	43.290	118.1	2:08.922	82.90	0.736	12:20:19.754
3 -	40.258	107.8	45.953	122.2	42.664	115.9	2:08.875	82.93	0.689	12:22:28.629
4 -	40.311	112.0	45.262	127.5	43.012	118.1	2:08.585	83.12	0.399	12:24:37.214
5 -	40.207	107.3	45.262	128.3	43.424	115.3	2:08.893	82.92	0.707	12:26:46.107
6 -	40.314	107.7	45.748	124.5	42.582	116.1	2:08.644	83.08	0.458	12:28:54.751
7 -	40.293	111.4	45.474	124.2	43.073	116.5	2:08.840	82.95	0.654	12:31:03.591
8 -	40.725	110.3	45.772	124.5	42.580	113.5	2:09.077	82.80	0.891	12:33:12.668
9 -	40.084	109.6	45.432	124.0	42.911	112.0	2:08.427 (3)	83.22	0.241	12:35:21.095
10 -	40.471	109.8	45.449	124.0	42.578	113.3	2:08.498	83.17	0.312	12:37:29.593
11 -	40.404	111.6	45.440	124.9	42.342	112.9	2:08.186 (1)	83.37		12:39:37.779
12 -	40.030	109.8	45.533	123.5	42.624	113.1	2:08.187 (2)	83.37	0.001	12:41:45.966

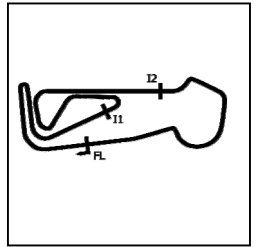
P18 16		Jack BURROWS		Honda - Burrows Engineering / RK Racing						
IDEAL LAP TIME : 2:07.993		BEST LAP TIME : 2:08.386		DIFFERENCE : 0.393						
LAP	SECTOR 1		SECTOR 2		SECTOR 3		LAP TIME	MPH	DIFF	TIME OF DAY
1 -		109.4	46.044	126.1	43.177	114.9	2:15.164	79.07	6.778	12:18:08.394
2 -	40.306	111.1	45.984	121.1	43.651	117.1	2:09.941	82.25	1.555	12:20:18.335
3 -	40.029	110.7	46.085	123.3	42.934	117.3	2:09.048	82.82	0.662	12:22:27.383
4 -	40.375	110.9	45.869	126.1	42.895	116.9	2:09.139	82.76	0.753	12:24:36.522
5 -	40.400	112.7	45.475	125.2	42.829	117.1	2:08.704	83.04	0.318	12:26:45.226
6 -	40.078	111.8	45.852	124.7	43.055	115.9	2:08.985	82.86	0.599	12:28:54.211
7 -	40.333	109.6	45.858	124.5	43.135	114.7	2:09.326	82.64	0.940	12:31:03.537
8 -	40.639	111.4	45.926	122.9	42.778	116.9	2:09.343	82.63	0.957	12:33:12.880
9 -	40.121	111.8	45.778	124.5	42.946	115.5	2:08.845	82.95	0.459	12:35:21.725
10 -	40.170	111.4	45.598	125.2	42.679	117.3	2:08.447 (2)	83.21	0.061	12:37:30.172
11 -	40.281	111.6	45.539	126.6	42.640	118.1	2:08.460 (3)	83.20	0.074	12:39:38.632
12 -	40.089	110.0	45.324	123.5	42.973	114.9	2:08.386 (1)	83.24		12:41:47.018

MCRCB BULLETIN TK327

2024 Bennetts British Superbike Championship - Round 5

2024 R&G British Talent Cup

RACE 2 - SECTOR ANALYSIS

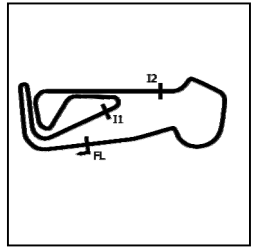


SECTOR 1 = FL to I1, SECTOR 2 = I1 to I2, SECTOR 3 = I2 to FL, DIFF = Difference To Personal Best Lap, P = Crossed Finish Line in Pit Lane, D = Time Disallowed

P19 99		Peter WILLIS					Honda - Microlise Cresswell Racing				
IDEAL LAP TIME : 2:07.936		BEST LAP TIME : 2:07.991					DIFFERENCE : 0.055				
LAP	SECTOR 1	SECTOR 2		SECTOR 3		LAP TIME	MPH	DIFF	TIME OF DAY		
1 -		110.3	46.012	125.6	43.387	117.5	2:15.771	78.72	7.780	12:18:09.001	
2 -	40.893	111.4	46.407	126.8	43.309	116.3	2:10.609	81.83	2.618	12:20:19.610	
3 -	40.717	111.8	46.041	123.8	42.731	116.3	2:09.489	82.54	1.498	12:22:29.099	
4 -	40.330	111.6	45.512	125.9	43.697	115.9	2:09.539	82.50	1.548	12:24:38.638	
5 -	40.376	112.2	45.308	126.1	42.878	115.5	2:08.562	83.13	0.571	12:26:47.200	
6 -	40.248	111.6	45.553	124.5	42.858	114.9	2:08.659	83.07	0.668	12:28:55.859	
7 -	40.461	110.3	45.588	124.2	42.862	115.3	2:08.911	82.91	0.920	12:31:04.770	
8 -	40.183	111.6	45.498	125.2	43.190	116.3	2:08.871	82.93	0.880	12:33:13.641	
9 -	40.180	110.7	45.409	127.3	42.956	117.9	2:08.545 (3)	83.14	0.554	12:35:22.186	
10 -	40.056	111.6	45.374	128.3	42.770	116.3	2:08.200 (2)	83.37	0.209	12:37:30.386	
11 -	40.111	112.5	45.246	125.6	42.634	115.3	2:07.991 (1)	83.50		12:39:38.377	
12 -	40.356	109.8	45.381	125.2	43.025	113.9	2:08.762	83.00	0.771	12:41:47.139	

P20 71		Daniel GOODMAN					Honda - Fibre Tec Honda				
IDEAL LAP TIME : 2:07.785		BEST LAP TIME : 2:08.142					DIFFERENCE : 0.357				
LAP	SECTOR 1	SECTOR 2		SECTOR 3		LAP TIME	MPH	DIFF	TIME OF DAY		
1 -		108.7	46.018	126.6	43.254	117.1	2:16.271	78.43	8.129	12:18:09.501	
2 -	40.995	108.0	45.710	125.4	42.849	116.3	2:09.554	82.49	1.412	12:20:19.055	
3 -	40.084	108.9	45.506	124.0	43.127	115.5	2:08.717	83.03	0.575	12:22:27.772	
4 -	40.216	105.6	45.830	126.6	43.228	117.1	2:09.274	82.67	1.132	12:24:37.046	
5 -	40.078	108.7	45.441	126.8	42.969	115.5	2:08.488 (2)	83.18	0.346	12:26:45.534	
6 -	39.910	106.1	45.746	125.6	43.145	116.1	2:08.801	82.98	0.659	12:28:54.335	
7 -	40.285	108.0	45.857	124.9	43.086	113.5	2:09.228	82.70	1.086	12:31:03.563	
8 -	40.696	109.2	45.955	126.3	42.940	115.3	2:09.591	82.47	1.449	12:33:13.154	
9 -	40.064	108.4	45.807	125.2	43.093	114.9	2:08.964	82.87	0.822	12:35:22.118	
10 -	40.673	105.1	45.402	126.1	42.586	115.7	2:08.661	83.07	0.519	12:37:30.779	
11 -	40.184	109.6	45.289	127.0	42.669	115.9	2:08.142 (1)	83.40		12:39:38.921	
12 -	39.979	108.2	45.477	125.6	43.137	114.1	2:08.593 (3)	83.11	0.451	12:41:47.514	

P21 11		Iwan JONES					Honda - Jones Brothers Racing				
IDEAL LAP TIME : 2:07.598		BEST LAP TIME : 2:08.081					DIFFERENCE : 0.483				
LAP	SECTOR 1	SECTOR 2		SECTOR 3		LAP TIME	MPH	DIFF	TIME OF DAY		
1 -		103.7	46.457	128.5	43.076	117.5	2:18.399	77.22	10.318	12:18:11.629	
2 -	40.240	110.5	45.817	127.8	43.047	115.7	2:09.104	82.78	1.023	12:20:20.733	
3 -	40.063	112.9	45.861	124.9	42.602	116.9	2:08.526	83.15	0.445	12:22:29.259	
4 -	40.402	111.6	45.585	125.6	43.038	113.7	2:09.025	82.83	0.944	12:24:38.284	
5 -	40.248	111.1	45.223	124.0	42.959	113.9	2:08.430	83.22	0.349	12:26:46.714	
6 -	40.283	109.2	45.550	123.5	42.445	115.9	2:08.278 (3)	83.31	0.197	12:28:54.992	
7 -	40.255	109.4	45.530	124.2	43.067	115.3	2:08.852	82.94	0.771	12:31:03.844	
8 -	40.815	109.4	45.625	124.7	43.009	116.3	2:09.449	82.56	1.368	12:33:13.293	
9 -	40.107	111.6	45.517	125.6	42.851	114.5	2:08.475	83.19	0.394	12:35:21.768	
10 -	40.373	111.4	45.396	126.6	42.312	113.3	2:08.081 (1)	83.44		12:37:29.849	
11 -	40.080	109.8	45.681	123.1	42.404	113.5	2:08.165 (2)	83.39	0.084	12:39:38.014	
12 -	40.085	109.4	45.470	123.1	44.027	114.1	2:09.582	82.48	1.501	12:41:47.596	



SECTOR 1 = FL to I1, SECTOR 2 = I1 to I2, SECTOR 3 = I2 to FL, DIFF = Difference To Personal Best Lap, P = Crossed Finish Line in Pit Lane, D = Time Disallowed

P22 65		Alexander ROWAN					Honda - Alexander Rowan Racing				
IDEAL LAP TIME : 2:05.462		BEST LAP TIME : 2:05.883					DIFFERENCE : 0.421				
LAP	SECTOR 1	SECTOR 2		SECTOR 3		LAP TIME	MPH	DIFF	TIME OF DAY		
1 -		111.6	45.037	122.2	42.306	115.9	2:13.055	80.32	7.172	12:18:06.285	
2 -	39.464	112.4	45.101	124.2	42.248	115.3	2:06.813	84.28	0.930	12:20:13.098	
3 -	40.768	111.4	45.139	126.6	42.036	114.7	2:07.943	83.53	2.060	12:22:21.041	
4 -	39.546	112.4	44.935	123.8	42.131	115.9	2:06.612	84.41	0.729	12:24:27.653	
5 -	39.484	112.9	44.556	124.5	41.843	115.9	2:05.883 (1)	84.90		12:26:33.536	
6 -	39.484	112.5	44.702	124.2	41.973	115.7	2:06.159 (3)	84.71	0.276	12:28:39.695	
7 -	39.561	112.5	44.870	123.5	42.112	113.9	2:06.543	84.46	0.660	12:30:46.238	
8 -	39.837	111.8	44.748	124.0	41.891	114.9	2:06.476	84.50	0.593	12:32:52.714	
9 -	39.671	112.4	44.710	123.3	42.105	114.9	2:06.486	84.50	0.603	12:34:59.200	
10 -	39.677	111.8	44.807	123.1	41.835	116.5	2:06.319	84.61	0.436	12:37:05.519	
11 -	39.676	112.7	44.751	126.3	41.650	116.3	2:06.077 (2)	84.77	0.194	12:39:11.596	

P23 82		Kyle PAYNE					Honda - Illusion Racing				
IDEAL LAP TIME : 2:05.662		BEST LAP TIME : 2:05.882					DIFFERENCE : 0.220				
LAP	SECTOR 1	SECTOR 2		SECTOR 3		LAP TIME	MPH	DIFF	TIME OF DAY		
1 -		107.7	45.957	128.8	43.349	116.7	2:17.689	77.62	11.807	12:18:10.919	
2 -	40.509	108.5	45.955	122.9	42.516	119.8	2:08.980	82.86	3.098	12:20:19.899	
3 -	40.630	110.9	45.762	125.9	42.368	118.3	2:08.760	83.00	2.878	12:22:28.659	
4 -	39.779	110.9	45.394	123.8	42.978	117.7	2:08.151	83.40	2.269	12:24:36.810	
5 -	39.659	114.3	44.866	124.7	43.460	115.3	2:07.985	83.51	2.103	12:26:44.795	
6 -	39.677	111.6	45.077	126.6	42.631	112.9	2:07.385	83.90	1.503	12:28:52.180	
7 -	39.938	110.5	45.099	123.8	42.357	112.9	2:07.394	83.89	1.512	12:30:59.574	
8 -	39.908	111.1	44.844	123.5	41.703	114.9	2:06.455 (3)	84.52	0.573	12:33:06.029	
9 -	39.292	113.5	44.667	122.9	41.923	117.5	2:05.882 (1)	84.90		12:35:11.911	
10 -	39.495	110.9	45.198	125.6	41.951	116.5	2:06.644	84.39	0.762	12:37:18.555	
11 -	39.504	109.8	44.895	122.9	41.867	116.9	2:06.266 (2)	84.64	0.384	12:39:24.821	

P24 12		Tyler KING					Honda - Microlise Cresswell Racing				
IDEAL LAP TIME : 2:09.115		BEST LAP TIME : 2:09.250					DIFFERENCE : 0.135				
LAP	SECTOR 1	SECTOR 2		SECTOR 3		LAP TIME	MPH	DIFF	TIME OF DAY		
1 -		111.1	46.366	121.7	43.488	115.7	2:17.537	77.71	8.287	12:18:10.767	
2 -	40.536	108.4	46.248	123.1	43.226	113.1	2:10.010 (2)	82.20	0.760	12:20:20.777	
3 -	40.336	110.9	45.927	123.1	42.987	113.5	2:09.250 (1)	82.69		12:22:30.027	

MCRCB BULLETIN TK328

2024 Bennetts British Superbike Championship - Round 5

2024 R&G British Talent Cup

RACE 2 - BEST SECTORS

SECTOR 1			SECTOR 2			SECTOR 3			IDEAL / BEST COMPARISON						
POS	NO	NAME	TIME	NO	NAME	TIME	NO	NAME	TIME	POS	NO	NAME	IDEAL	BEST	DIFF
													PERFECT LAP	2:03.546	
1	29	BROWN	38.893	43	BRINTON	43.700	29	BROWN	40.953	1	43	BRINTON	2:03.771	2:03.792	0.021
2	61	MACKAY	39.067	29	BROWN	43.973	43	BRINTON	40.999	2	29	BROWN	2:03.819	2:03.819	0.000
3	43	BRINTON	39.072	14	HARRIS	44.038	75	SUROWIAK	41.063	3	40	CORREA	2:04.287	2:04.472	0.185
4	14	HARRIS	39.092	40	CORREA	44.062	40	CORREA	41.129	4	75	SUROWIAK	2:04.287	2:04.453	0.166
5	40	CORREA	39.096	75	SUROWIAK	44.079	61	MACKAY	41.382	5	61	MACKAY	2:04.599	2:04.805	0.206
6	75	SUROWIAK	39.145	24	FROST	44.128	7	McCABE	41.448	6	14	HARRIS	2:04.692	2:05.147	0.455
7	24	FROST	39.180	61	MACKAY	44.150	88	FOSTER	41.459	7	24	FROST	2:04.844	2:04.972	0.128
8	88	FOSTER	39.208	7	McCABE	44.380	24	FROST	41.536	8	88	FOSTER	2:05.113	2:05.235	0.122
9	82	PAYNE	39.292	2	BANNISTER	44.442	14	HARRIS	41.562	9	7	McCABE	2:05.269	2:05.598	0.329
10	65	ROWAN	39.302	88	FOSTER	44.446	67	BOWES	41.573	10	65	ROWAN	2:05.462	2:05.883	0.421
11	2	BANNISTER	39.368	65	ROWAN	44.510	65	ROWAN	41.650	11	67	BOWES	2:05.507	2:05.507	0.000
12	67	BOWES	39.408	67	BOWES	44.526	64	EDMUNDS	41.697	12	2	BANNISTER	2:05.624	2:05.897	0.273
13	7	McCABE	39.441	64	EDMUNDS	44.574	82	PAYNE	41.703	13	82	PAYNE	2:05.662	2:05.882	0.220
14	91	RAYMOND Jnr	39.493	82	PAYNE	44.667	33	BANISH	41.800	14	64	EDMUNDS	2:05.936	2:06.085	0.149
15	48	WALKER	39.629	91	RAYMOND Jnr	44.672	91	RAYMOND Jnr	41.811	15	91	RAYMOND Jnr	2:05.976	2:06.305	0.329
16	33	BANISH	39.652	33	BANISH	44.698	2	BANNISTER	41.814	16	33	BANISH	2:06.150	2:06.352	0.202
17	64	EDMUNDS	39.665	48	WALKER	44.705	48	WALKER	41.821	17	48	WALKER	2:06.155	2:06.396	0.241
18	19	McPHEE	39.665	19	McPHEE	44.762	19	McPHEE	42.069	18	19	McPHEE	2:06.496	2:06.669	0.173
19	42	JOLLIFFE	39.908	11	JONES	45.223	11	JONES	42.312	19	42	JOLLIFFE	2:07.512	2:08.186	0.674
20	71	GOODMAN	39.910	99	WILLIS	45.246	42	JOLLIFFE	42.342	20	11	JONES	2:07.598	2:08.081	0.483
21	16	BURROWS	40.029	42	JOLLIFFE	45.262	71	GOODMAN	42.586	21	71	GOODMAN	2:07.785	2:08.142	0.357
22	99	WILLIS	40.056	71	GOODMAN	45.289	99	WILLIS	42.634	22	99	WILLIS	2:07.936	2:07.991	0.055
23	11	JONES	40.063	16	BURROWS	45.324	16	BURROWS	42.640	23	16	BURROWS	2:07.993	2:08.386	0.393
24	12	KING	40.201	12	KING	45.927	12	KING	42.987	24	12	KING	2:09.115	2:09.250	0.135

MCRCB BULLETIN TK329**2024 Bennetts British Superbike Championship - Round 5****2024 R&G British Talent Cup****RACE 2 - BEST SPEEDS**

POS	INTERMEDIATE 1			INTERMEDIATE 2			FINISH LINE		
	NO	NAME	MPH	NO	NAME	MPH	NO	NAME	MPH
1	82	PAYNE	114.3	61	MACKAY	129.3	61	MACKAY	120.2
2	24	FROST	113.9	14	HARRIS	128.8	19	McPHEE	120.2
3	14	HARRIS	113.9	2	BANNISTER	128.8	91	RAYMOND Jnr	120.0
4	43	BRINTON	113.7	33	BANISH	128.8	82	PAYNE	119.8
5	75	SUROWIAK	113.7	48	WALKER	128.8	14	HARRIS	119.1
6	61	MACKAY	113.5	82	PAYNE	128.8	42	JOLLIFFE	119.1
7	19	McPHEE	113.5	88	FOSTER	128.5	88	FOSTER	118.7
8	40	CORREA	113.3	67	BOWES	128.5	7	McCABE	118.7
9	88	FOSTER	113.3	42	JOLLIFFE	128.5	67	BOWES	118.5
10	67	BOWES	113.1	11	JONES	128.5	64	EDMUNDS	118.3
11	91	RAYMOND Jnr	112.9	64	EDMUNDS	128.3	40	CORREA	118.1
12	11	JONES	112.9	19	McPHEE	128.3	33	BANISH	118.1
13	65	ROWAN	112.9	99	WILLIS	128.3	48	WALKER	118.1
14	16	BURROWS	112.7	40	CORREA	128.0	16	BURROWS	118.1
15	99	WILLIS	112.5	75	SUROWIAK	127.8	2	BANNISTER	117.9
16	29	BROWN	112.2	7	McCABE	127.8	99	WILLIS	117.9
17	2	BANNISTER	112.0	91	RAYMOND Jnr	127.8	24	FROST	117.7
18	33	BANISH	112.0	24	FROST	127.5	75	SUROWIAK	117.5
19	48	WALKER	112.0	43	BRINTON	127.0	11	JONES	117.5
20	64	EDMUNDS	112.0	71	GOODMAN	127.0	71	GOODMAN	117.1
21	42	JOLLIFFE	112.0	29	BROWN	126.8	43	BRINTON	116.5
22	12	KING	111.1	16	BURROWS	126.6	29	BROWN	116.5
23	7	McCABE	110.5	65	ROWAN	126.6	65	ROWAN	116.5
24	71	GOODMAN	109.6	12	KING	123.1	12	KING	115.7

MCRCB BULLETIN TK330

2024 Bennetts British Superbike Championship - Round 5

2024 R&G British Talent Cup

RACE 2 - STATISTICS

Competitors Started	24
Planned Start	2024-07-07 @ 12:15:00.000
Actual Start	2024-07-07 @ 12:15:53.229
Finish Time	2024-07-07 @ 12:40:59.851
Track Length	2.9689mi.
Total Laps	277
Total Distance Covered	822.3885mi.

Session Fastest Lap History

NO	NAME	LAP TIME	TIME OF DAY	LAP	VEHICLE
43	Amanuel BRINTON	2:04.925	12:20:10.339	2	Honda
43	Amanuel BRINTON	2:04.609	12:22:14.948	3	Honda
29	Lucas BROWN	2:04.604	12:22:14.981	3	Honda
75	Filip SUROWIAK	2:04.591	12:30:40.149	7	Honda
43	Amanuel BRINTON	2:04.487	12:34:46.853	9	Honda
43	Amanuel BRINTON	2:03.792	12:36:50.645	10	Honda

Session Leader History

NO	NAME	FROM LAP	LAPS LED	DISTANCE	VEHICLE
29	Lucas BROWN	1	1	2.96 miles	Honda
43	Amanuel BRINTON	2	3	8.90 miles	Honda
29	Lucas BROWN	5	1	2.96 miles	Honda
43	Amanuel BRINTON	6	1	2.96 miles	Honda
29	Lucas BROWN	7	2	5.93 miles	Honda
43	Amanuel BRINTON	9	4	11.87 miles	Honda

Flag History

TYPE	TIME OF DAY
GREEN	12:15:53.229
FINISH	12:40:59.851

Flag Statistics

TYPE	COUNT	TOTAL LAPS	TOTAL TIME
Green	1	12	27:52.927
Red	0	0	0.000
Safety Car	0	0	0.000
FCY	0	0	0.000

MCRCB BULLETIN TK331

2024 Bennetts British Superbike Championship - Round 5

2024 R&G British Talent Cup

RACE 2 - SESSION NOTES

TIME	MESSAGE
12:03:02	PITLANE OPEN
12:08:02	PITLANE CLOSED
12:08:07	5 MINUTES TO WARM UP LAP
12:10:05	3 MINUTES TO WARM UP LAP
12:10:06	
12:12:01	1 MINUTE TO WARM UP LAP
12:12:37	30 SECONDS TO WARM UP LAP
12:12:43	GREEN FLAG - WARM UP LAP
12:15:20	RACE START
12:24:03	NO.12 STOPPED TECHNICAL PROBLEM - T5 HAMILTON
12:32:43	TWO THIRDS DISTANCE COMPLETED
12:42:30	NO. 82 FALLER AT T9 NELSON - RIDER OK
12:42:49	UPDATE: NO. 82 FALLER AT T9 NELSON - RIDER TO MEDICAL CENTRE
12:43:32	NO. 65 FALLER AT START STRAIGHT - RIDER TO MEDICAL CENTRE

MCRCB BULLETIN TK332

2024 Bennetts British Superbike Championship - Round 5

2024 R&G British Talent Cup

RACE 2 - WEATHER CONDITIONS

