

QUALIFYING - CLASSIFICATION

POS	NO	NAME	NAT	ENTRY	TIME	ON	LAPS	GAP	DIFF	MPH
1	75	Filip SUROWIAK	GBR	Honda - Team City Lifting / RS Racing	2:26.242	10	10			73.08
2	29	Lucas BROWN	GBR	Honda - SENCAT Talent Team / Mortimer Racing	2:28.869	4	4	2.627	2.627	71.79
3	99	Peter WILLIS	GBR	Honda - Microlise Cresswell Racing	2:29.624	10	10	3.382	0.755	71.43
4	16	Jack BURROWS	GBR	Honda - Burrows Engineering / RK Racing	2:30.232	8	10	3.990	0.608	71.14
5	88	Mason FOSTER	GBR	Honda - BRP Racing	2:30.716	10	10	4.474	0.484	70.91
6	64	Clayton EDMUNDS	GBR	Honda - Team City Lifting / RS Racing	2:31.097	10	10	4.855	0.381	70.73
7	24	Ryan FROST	GBR	Honda - Fibre Tec Honda	2:31.383	4	6	5.141	0.286	70.60
8	48	Ollie WALKER	GBR	Honda - Fibre Tec Honda	2:31.852	3	3	5.610	0.469	70.38
9	14	Bill HARRIS	GBR	Honda - Team Harris Racing / RS Racing	2:31.904	8	9	5.662	0.052	70.36
10	2	Josh BANNISTER	GBR	Honda - Fibre Tec Honda	2:31.915	9	9	5.673	0.011	70.35
11	40	Julian CORREA	USA	Honda - Microlise Cresswell Racing	2:32.107	6	8	5.865	0.192	70.26
12	33	Eli BANISH	USA	Honda - Fibre Tec Honda	2:32.336	7	7	6.094	0.229	70.16
13	42	Ben JOLLIFFE	GBR	Honda - Wilson Racing	2:32.460	8	8	6.218	0.124	70.10
14	61	Harrison MACKAY	GBR	Honda - Wilson Racing / HMR	2:33.329	10	10	7.087	0.869	69.70
15	43	Amanuel BRINTON	GBR	Honda - Kovara Projects / RS Racing	2:33.352	6	8	7.110	0.023	69.69
16	91	Joshua RAYMOND Jnr	USA	Honda - Fibre Tec Honda	2:33.781	8	10	7.539	0.429	69.50
17	67	George BOWES	GBR	Honda - Microlise Cresswell Racing	2:34.578	10	10	8.336	0.797	69.14
18	82	Kyle PAYNE	GBR	Honda - Illusion Racing	2:34.710	9	9	8.468	0.132	69.08
19	65	Alexander ROWAN	GBR	Honda - Alexander Rowan Racing	2:36.217	3	6	9.975	1.507	68.41

QUALIFYING LAPTIME (110.0% of 2:26.242) = 2:40.866

20	19	Scott McPHEE	GBR	Honda - SMP Racing			1			
21	12	Tyler KING	NZL	Honda - Microlise Cresswell Racing			1			
22	11	Iwan JONES	GBR	Honda - Jones Brothers Racing			1			
23	71	Daniel GOODMAN	GBR	Honda - Fibre Tec Honda						
24	7	Harley McCABE	GBR	Honda - McCabe Racing by Motorbike Buyers						

Weather / Track : Rain / Wet

These results are provisional until the conclusion of any judicial and technical matters.

Date: 06/07/2024 Start: 09:38 Finish: 10:07

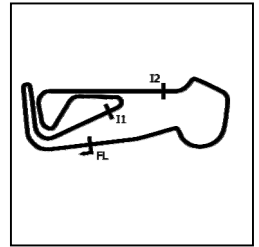
Snetterton 300: 2.9689 miles

Race Director: Stuart Higgs <i>S. Higgs</i> <small>Digitally Approved at 10:25 Saturday, 06 July 2024</small>	Stewards:	Timekeeper: Richard Evans <i>R. EVANS</i> <small>Digitally Approved at 10:21 Saturday, 06 July 2024</small>	
---	-----------	---	---

Results can be found at www.tsl-timing.com

Printed - 10:10 Saturday, 06 July 2024

QUALIFYING - SECTOR ANALYSIS



SECTOR 1 = FL to I1, SECTOR 2 = I1 to I2, SECTOR 3 = I2 to FL, DIFF = Difference To Personal Best Lap, P = Crossed Finish Line in Pit Lane, D = Time Disallowed

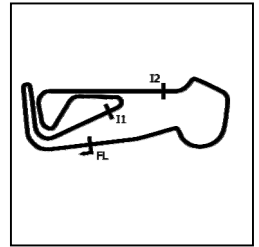
P1 75		Filip SUROWIAK					Honda - Team City Lifting / RS Racing			
IDEAL LAP TIME : 2:26.242		BEST LAP TIME : 2:26.242			DIFFERENCE : 0.000					
LAP	SECTOR 1	SECTOR 2		SECTOR 3		LAP TIME	MPH	DIFF	TIME OF DAY	
1 -	OUTLAP	90.1	53.943	107.8	53.637	108.9	2:39.908	66.83	13.666	09:44:53.828
2 -	49.518	86.7	54.772	117.3	51.827	109.6	2:36.117	68.46	9.875	09:47:29.945
3 -	49.320	92.8	53.837	117.3	51.518	109.8	2:34.675	69.10	8.433	09:50:04.620
4 -	48.183	95.3	52.932	119.6	50.848	110.1	2:31.963	70.33	5.721	09:52:36.583
5 -	47.663	98.1	52.210	117.7	51.331	109.8	2:31.204	70.68	4.962	09:55:07.787
6 -	47.636	98.2	52.387	118.3	50.883	111.4	2:30.906	70.82	4.664	09:57:38.693
7 -	47.042	99.4	51.672	120.0	50.343	111.6	2:29.057 (3)	71.70	2.815	10:00:07.750
8 -	47.212	96.5	52.321	118.9	50.752	111.4	2:30.285	71.11	4.043	10:02:38.035
9 -	46.633	100.3	50.924	120.9	50.123	112.4	2:27.680 (2)	72.37	1.438	10:05:05.715
10 -	46.061	101.5	50.567	121.1	49.614	112.5	2:26.242 (1)	73.08		10:07:31.957

P2 29		Lucas BROWN					Honda - SENCAT Talent Team / Mortimer Racing			
IDEAL LAP TIME : 2:28.236		BEST LAP TIME : 2:28.869			DIFFERENCE : 0.633					
LAP	SECTOR 1	SECTOR 2		SECTOR 3		LAP TIME	MPH	DIFF	TIME OF DAY	
1 -	OUTLAP	97.2	56.150	103.7	IN PIT		3:56.215 P	45.24	1:27.346	09:42:13.486
2 -	OUTLAP	97.8	53.452	120.0	51.173	109.2	2:34.879	69.00	6.010	09:44:48.365
3 -	47.170	99.1	52.934	119.1	50.089	110.5	2:30.193 (2)	71.16	1.324	09:47:18.558
4 -	46.886	101.2	52.585	120.6	49.398	110.3	2:28.869 (1)	71.79		09:49:47.427

P3 99		Peter WILLIS					Honda - Microlise Cresswell Racing			
IDEAL LAP TIME : 2:29.624		BEST LAP TIME : 2:29.624			DIFFERENCE : 0.000					
LAP	SECTOR 1	SECTOR 2		SECTOR 3		LAP TIME	MPH	DIFF	TIME OF DAY	
1 -	OUTLAP	80.7	57.370	94.5	54.827	110.9	2:49.672	62.99	20.048	09:45:06.985
2 -	50.401	99.1	54.307	97.8	53.357	110.5	2:38.065	67.61	8.441	09:47:45.050
3 -	49.080	91.5	54.854	109.1	51.854	111.6	2:35.788	68.60	6.164	09:50:20.838
4 -	48.397	97.3	53.184	108.5	52.123	110.7	2:33.704	69.53	4.080	09:52:54.542
5 -	47.822	98.3	53.062	116.5	52.297	111.8	2:33.181	69.77	3.557	09:55:27.723
6 -	48.793	94.9	53.055	106.0	52.454	111.8	2:34.302	69.26	4.678	09:58:02.025
7 -	47.494	99.7	52.240	115.1	51.160	112.0	2:30.894 (2)	70.83	1.270	10:00:32.919
8 -	47.638	100.6	52.252	113.7	51.005	111.4	2:30.895 (3)	70.83	1.271	10:03:03.814
9 -	47.381	100.4	53.350	111.6	51.118	112.4	2:31.849	70.38	2.225	10:05:35.663
10 -	46.808	103.0	52.098	115.7	50.718	112.2	2:29.624 (1)	71.43		10:08:05.287

P4 16		Jack BURROWS					Honda - Burrows Engineering / RK Racing			
IDEAL LAP TIME : 2:30.153		BEST LAP TIME : 2:30.232			DIFFERENCE : 0.079					
LAP	SECTOR 1	SECTOR 2		SECTOR 3		LAP TIME	MPH	DIFF	TIME OF DAY	
1 -	OUTLAP	76.0	1:07.638	101.6	IN PIT		4:00.993 P	44.35	1:30.761	09:42:22.035
2 -	OUTLAP	85.9	54.940	116.7	51.499	111.8	2:39.115	67.17	8.883	09:45:01.150
3 -	48.403	87.7	54.310	116.9	51.062	111.1	2:33.775	69.50	3.543	09:47:34.925
4 -	48.443	95.3	53.523	120.2	49.900	111.6	2:31.866	70.37	1.634	09:50:06.791
5 -	48.141	93.4	53.354	118.3	49.874	111.1	2:31.369	70.60	1.137	09:52:38.160
6 -	47.762	96.1	53.297	119.4	50.095	109.8	2:31.154 (3)	70.70	0.922	09:55:09.314
7 -	47.918	97.1	53.101	119.8	49.922	112.4	2:30.941 (2)	70.80	0.709	09:57:40.255
8 -	47.439	95.3	52.840	120.0	49.953	112.0	2:30.232 (1)	71.14		10:00:10.487
9 -	47.796	103.2	52.954	117.5	IN PIT		4:20.645 P	41.00	1:50.413	10:04:31.132
10 -	OUTLAP	90.1	53.894	120.0	50.244	113.5	2:37.924	67.67	7.692	10:07:09.056

QUALIFYING - SECTOR ANALYSIS



SECTOR 1 = FL to I1, SECTOR 2 = I1 to I2, SECTOR 3 = I2 to FL, DIFF = Difference To Personal Best Lap, P = Crossed Finish Line in Pit Lane, D = Time Disallowed

P5 88		Mason FOSTER					Honda - BRP Racing			
IDEAL LAP TIME : 2:30.716		BEST LAP TIME : 2:30.716					DIFFERENCE : 0.000			
LAP	SECTOR 1	SECTOR 2		SECTOR 3		LAP TIME	MPH	DIFF	TIME OF DAY	
1 -	OUTLAP	70.6	59.241	94.3	IN PIT	5:29.384 P	32.44	2:58.668	09:43:38.128	
2 -	OUTLAP	78.9	56.760	107.8	53.147	109.6	2:44.987	64.78	14.271	09:46:23.115
3 -	50.355	82.6	55.098	108.4	51.827	110.5	2:37.280	67.95	6.564	09:49:00.395
4 -	49.231	89.9	54.805	111.4	51.657	109.6	2:35.693	68.64	4.977	09:51:36.088
5 -	49.044	91.8	54.510	115.1	52.165	110.1	2:35.719	68.63	5.003	09:54:11.807
6 -	49.336	86.2	54.651	115.1	IN PIT	3:45.137 P	47.47	1:14.421	09:57:56.944	
7 -	OUTLAP	92.0	54.532	113.5	51.696	110.1	2:41.085	66.35	10.369	10:00:38.029
8 -	48.505	97.1	53.401	117.7	50.947	111.2	2:32.853 (3)	69.92	2.137	10:03:10.882
9 -	48.261	100.6	53.149	119.6	51.013	111.6	2:32.423 (2)	70.12	1.707	10:05:43.305
10 -	48.039	101.8	52.860	120.4	49.817	112.2	2:30.716 (1)	70.91		10:08:14.021

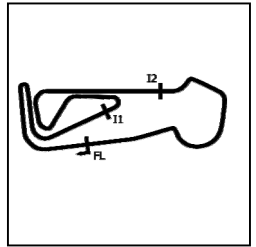
P6 64		Clayton EDMUNDS					Honda - Team City Lifting / RS Racing			
IDEAL LAP TIME : 2:31.097		BEST LAP TIME : 2:31.097					DIFFERENCE : 0.000			
LAP	SECTOR 1	SECTOR 2		SECTOR 3		LAP TIME	MPH	DIFF	TIME OF DAY	
1 -	OUTLAP	82.7	55.694	106.0	IN PIT	5:11.418 P	34.32	2:40.321	09:43:18.097	
2 -	OUTLAP	85.5	55.314	113.3	54.397	109.6	2:41.569	66.15	10.472	09:45:59.666
3 -	50.000	92.9	54.358	118.9	51.978	110.1	2:36.336	68.36	5.239	09:48:36.002
4 -	49.434	87.4	54.673	117.3	IN PIT	3:37.113 P	49.22	1:06.016	09:52:13.115	
5 -	OUTLAP	95.3	54.743	118.9	52.408	109.8	2:39.352	67.07	8.255	09:54:52.467
6 -	48.652	94.3	54.339	115.7	52.690	110.5	2:35.681	68.65	4.584	09:57:28.148
7 -	49.684	94.3	54.108	113.9	52.399	110.7	2:36.191	68.42	5.094	10:00:04.339
8 -	49.169	93.7	55.272	112.5	51.223	111.2	2:35.664 (3)	68.66	4.567	10:02:40.003
9 -	48.561	99.1	53.452	112.2	51.288	112.0	2:33.301 (2)	69.71	2.204	10:05:13.304
10 -	47.508	97.5	52.650	119.4	50.939	111.6	2:31.097 (1)	70.73		10:07:44.401

P7 24		Ryan FROST					Honda - Fibre Tec Honda			
IDEAL LAP TIME : 2:30.940		BEST LAP TIME : 2:31.383					DIFFERENCE : 0.443			
LAP	SECTOR 1	SECTOR 2		SECTOR 3		LAP TIME	MPH	DIFF	TIME OF DAY	
1 -	OUTLAP	82.8	57.716	107.8	IN PIT	4:57.502 P	35.92	2:26.119	09:43:05.970	
2 -	OUTLAP	91.0	54.540	107.2	53.006	113.9	2:39.915	66.83	8.532	09:45:45.885
3 -	49.138	88.4	54.228	109.2	51.793	114.9	2:35.159	68.88	3.776	09:48:21.044
4 -	47.730	99.5	52.792	110.9	50.861	115.3	2:31.383 (1)	70.60		09:50:52.427
5 -	47.335	100.3	52.864	121.3	51.460	113.5	2:31.659 (2)	70.47	0.276	09:53:24.086
6 -	47.840	98.6	53.138	122.4	50.813	113.9	2:31.791 (3)	70.41	0.408	09:55:55.877

P8 48		Ollie WALKER					Honda - Fibre Tec Honda			
IDEAL LAP TIME : 2:31.852		BEST LAP TIME : 2:31.852					DIFFERENCE : 0.000			
LAP	SECTOR 1	SECTOR 2		SECTOR 3		LAP TIME	MPH	DIFF	TIME OF DAY	
1 -	OUTLAP	80.7	54.910	108.7	IN PIT	5:21.609 P	33.23	2:49.757	09:43:27.725	
2 -	OUTLAP	91.3	53.753	110.5	51.595	112.4	2:37.099	68.03	5.247	09:46:04.824
3 -	49.111	86.7	52.486	115.3	50.255	112.7	2:31.852 (1)	70.38		09:48:36.676

P9 14		Bill HARRIS					Honda - Team Harris Racing / RS Racing			
IDEAL LAP TIME : 2:31.706		BEST LAP TIME : 2:31.904					DIFFERENCE : 0.198			
LAP	SECTOR 1	SECTOR 2		SECTOR 3		LAP TIME	MPH	DIFF	TIME OF DAY	
1 -	OUTLAP	81.0	59.247	96.5	IN PIT	8:12.727 P	21.69	5:40.823	09:46:21.145	
2 -	OUTLAP	91.4	57.022	107.0	54.596	111.4	2:48.049	63.60	16.145	09:49:09.194
3 -	49.278	90.1	54.336	114.9	53.529	111.6	2:37.143	68.01	5.239	09:51:46.337
4 -	48.535	88.1	54.252	118.7	52.588	112.0	2:35.375	68.78	3.471	09:54:21.712
5 -	48.284	94.2	53.362	111.4	52.463	112.0	2:34.109	69.35	2.205	09:56:55.821
6 -	47.898	95.8	53.151	113.9	52.211	112.4	2:33.260 (2)	69.73	1.356	09:59:29.081
7 -	48.472	91.3	52.645	115.3	52.549	112.4	2:33.666	69.55	1.762	10:02:02.747
8 -	47.811	98.6	52.392	120.0	51.701	113.1	2:31.904 (1)	70.36		10:04:34.651
9 -	48.769	90.4	53.385	115.7	51.503	114.1	2:33.657 (3)	69.55	1.753	10:07:08.308

QUALIFYING - SECTOR ANALYSIS



SECTOR 1 = FL to I1, SECTOR 2 = I1 to I2, SECTOR 3 = I2 to FL, DIFF = Difference To Personal Best Lap, P = Crossed Finish Line in Pit Lane, D = Time Disallowed

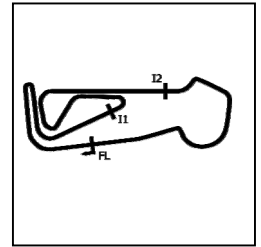
P10		2		Josh BANNISTER		Honda - Fibre Tec Honda				
IDEAL LAP TIME : 2:31.267		BEST LAP TIME : 2:31.915		DIFFERENCE : 0.648						
LAP	SECTOR 1	SECTOR 2		SECTOR 3		LAP TIME	MPH	DIFF	TIME OF DAY	
1 -	OUTLAP	79.4	54.984	105.0	IN PIT	4:59.047 P	35.74	2:27.132	09:43:04.958	
2 -	OUTLAP	87.6	54.759	105.5	52.749	105.5	2:40.139	66.74	8.224	09:45:45.097
3 -	49.202	86.4	53.973	103.0	52.620	105.5	2:35.795	68.60	3.880	09:48:20.892
4 -	48.890	87.8	53.810	107.0	51.174	105.3	2:33.874	69.45	1.959	09:50:54.766
5 -	1:07.944	73.9	55.392	105.8	IN PIT	5:59.941 P	29.69	3:28.026	09:56:54.707	
6 -	OUTLAP	91.8	53.474	118.5	50.842	110.1	2:34.952	68.97	3.037	09:59:29.659
7 -	47.998	89.1	53.649	115.1	50.951	108.5	2:32.598 (3)	70.04	0.683	10:02:02.257
8 -	47.634	97.2	53.165	117.9	51.439	109.4	2:32.238 (2)	70.20	0.323	10:04:34.495
9 -	48.282	98.5	52.956	118.9	50.677	108.5	2:31.915 (1)	70.35	10:07:06.410	

P11		40		Julian CORREA		Honda - Microlise Cresswell Racing				
IDEAL LAP TIME : 2:32.107		BEST LAP TIME : 2:32.107		DIFFERENCE : 0.000						
LAP	SECTOR 1	SECTOR 2		SECTOR 3		LAP TIME	MPH	DIFF	TIME OF DAY	
1 -	OUTLAP	89.9	59.374	96.1	55.804	111.2	2:53.422	61.63	21.315	09:45:08.579
2 -	51.153	94.7	54.838	111.8	53.582	111.2	2:39.573	66.97	7.466	09:47:48.152
3 -	48.808	102.9	53.626	116.7	52.171	113.5	2:34.605 (3)	69.13	2.498	09:50:22.757
4 -	48.982	101.9	53.349	120.0	52.358	112.9	2:34.689	69.09	2.582	09:52:57.446
5 -	48.289	104.2	53.106	119.8	51.799	112.0	2:33.194 (2)	69.76	1.087	09:55:30.640
6 -	47.755	105.0	52.635	119.4	51.717	112.9	2:32.107 (1)	70.26	09:58:02.747	
7 -	51.261	97.1	57.243	106.8	IN PIT	7:29.490 P	23.77	4:57.383	10:05:32.237	
8 -	OUTLAP	95.3	58.902	111.4	55.405	101.0	2:50.905	62.53	18.798	10:08:23.142

P12		33		Eli BANISH		Honda - Fibre Tec Honda				
IDEAL LAP TIME : 2:31.222		BEST LAP TIME : 2:32.336		DIFFERENCE : 1.114						
LAP	SECTOR 1	SECTOR 2		SECTOR 3		LAP TIME	MPH	DIFF	TIME OF DAY	
1 -	OUTLAP	81.7	56.530	106.8	IN PIT	4:52.111 P	36.58	2:19.775	09:42:59.751	
2 -	OUTLAP	92.9	55.175	115.1	52.699	107.3	2:42.327	65.84	9.991	09:45:42.078
3 -	50.206	96.5	54.849	109.8	52.536	107.2	2:37.591	67.82	5.255	09:48:19.669
4 -	48.495	99.7	53.014	112.4	51.226	107.5	2:32.735 (2)	69.97	0.399	09:50:52.404
5 -	48.541	99.7	53.107	109.8	51.734	110.3	2:33.382	69.68	1.046	09:53:25.786
6 -	47.870	99.2	52.896	105.5	52.365	110.3	2:33.131 (3)	69.79	0.795	09:55:58.917
7 -	48.359	101.5	52.674	112.9	51.303	110.3	2:32.336 (1)	70.16	09:58:31.253	

P13		42		Ben JOLLIFFE		Honda - Wilson Racing				
IDEAL LAP TIME : 2:32.460		BEST LAP TIME : 2:32.460		DIFFERENCE : 0.000						
LAP	SECTOR 1	SECTOR 2		SECTOR 3		LAP TIME	MPH	DIFF	TIME OF DAY	
1 -	OUTLAP	81.4	57.321	92.8	IN PIT	8:11.631 P	21.74	5:39.171	09:50:29.829	
2 -	OUTLAP	77.3	58.183	91.1	55.171	109.6	2:50.596	62.65	18.136	09:53:20.425
3 -	49.413	83.2	56.049	98.8	54.122	111.1	2:39.584	66.97	7.124	09:56:00.009
4 -	48.987	84.6	53.981	104.6	52.922	110.9	2:35.890	68.56	3.430	09:58:35.899
5 -	48.288	85.5	54.964	106.5	52.275	110.9	2:35.527	68.72	3.067	10:01:11.426
6 -	48.262	88.5	53.917	112.4	53.104	110.7	2:35.283 (3)	68.82	2.823	10:03:46.709
7 -	48.580	93.4	54.149	116.7	51.703	112.2	2:34.432 (2)	69.20	1.972	10:06:21.141
8 -	47.457	91.9	53.335	113.9	51.668	112.0	2:32.460 (1)	70.10	10:08:53.601	

QUALIFYING - SECTOR ANALYSIS



SECTOR 1 = FL to I1, SECTOR 2 = I1 to I2, SECTOR 3 = I2 to FL, DIFF = Difference To Personal Best Lap, P = Crossed Finish Line in Pit Lane, D = Time Disallowed

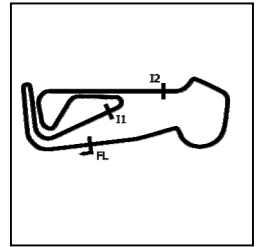
P14 61		Harrison MACKAY					Honda - Wilson Racing / HMR			
IDEAL LAP TIME : 2:33.154		BEST LAP TIME : 2:33.329			DIFFERENCE : 0.175					
LAP	SECTOR 1	SECTOR 2		SECTOR 3		LAP TIME	MPH	DIFF	TIME OF DAY	
1 -	OUTLAP	82.1	58.016	98.6	54.696	111.6	2:48.348	63.48	15.019	09:45:02.895
2 -	50.407	82.5	56.157	98.1	54.011	110.9	2:40.575	66.56	7.246	09:47:43.470
3 -	50.206	87.3	55.654	101.8	53.123	112.2	2:38.983	67.22	5.654	09:50:22.453
4 -	49.792	89.5	54.687	105.0	53.386	111.6	2:37.865	67.70	4.536	09:53:00.318
5 -	49.202	88.6	54.545	109.1	53.613	111.8	2:37.360	67.92	4.031	09:55:37.678
6 -	49.018	94.2	54.357	113.5	53.141	112.5	2:36.516	68.28	3.187	09:58:14.194
7 -	48.278	97.2	53.643	114.9	52.766	112.2	2:34.687 (3)	69.09	1.358	10:00:48.881
8 -	48.067	96.8	53.591	119.6	52.002	112.5	2:33.660 (2)	69.55	0.331	10:03:22.541
9 -	49.839	88.4	55.574	110.0	53.515	112.9	2:38.928	67.25	5.599	10:06:01.469
10 -	48.242	95.3	53.103	117.3	51.984	112.9	2:33.329 (1)	69.70		10:08:34.798

P15 43		Amanuel BRINTON					Honda - Kovara Projects / RS Racing			
IDEAL LAP TIME : 2:31.269		BEST LAP TIME : 2:33.352			DIFFERENCE : 2.083					
LAP	SECTOR 1	SECTOR 2		SECTOR 3		LAP TIME	MPH	DIFF	TIME OF DAY	
1 -	OUTLAP	81.9	56.086	103.0	IN PIT		8:10.839 P	21.77	5:37.487	09:46:17.650
2 -	OUTLAP	85.2	55.272	113.1	55.349	109.8	2:48.198	63.54	14.846	09:49:05.848
3 -	49.704	88.7	54.435	117.1	53.556	110.5	2:37.695	67.77	4.343	09:51:43.543
4 -	48.179	93.8	53.438	112.0	53.093	111.4	2:34.710 (3)	69.08	1.358	09:54:18.253
5 -	47.915	99.7	53.088	119.6	52.773	111.1	2:33.776 (2)	69.50	0.424	09:56:52.029
6 -	47.933	95.3	52.948	120.6	52.471	112.5	2:33.352 (1)	69.69		09:59:25.381
7 -	49.574	99.2	54.618	119.1	IN PIT		3:19.082 P	53.68	45.730	10:02:44.463
8 -	OUTLAP	97.2	53.220	118.9	52.594	112.0	2:37.350	67.92	3.998	10:05:21.813

P16 91		Joshua RAYMOND Jnr					Honda - Fibre Tec Honda			
IDEAL LAP TIME : 2:32.866		BEST LAP TIME : 2:33.781			DIFFERENCE : 0.915					
LAP	SECTOR 1	SECTOR 2		SECTOR 3		LAP TIME	MPH	DIFF	TIME OF DAY	
1 -	OUTLAP	69.0	1:02.077	94.5	IN PIT		5:17.141 P	33.70	2:43.360	09:43:25.230
2 -	OUTLAP	79.6	56.602	103.5	56.313	110.5	2:49.646	63.00	15.865	09:46:14.876
3 -	50.551	82.6	55.296	115.1	54.236	110.5	2:40.083	66.76	6.302	09:48:54.959
4 -	49.458	84.5	55.041	114.5	53.843	110.9	2:38.342	67.49	4.561	09:51:33.301
5 -	49.538	84.4	55.152	110.1	54.329	112.5	2:39.019	67.21	5.238	09:54:12.320
6 -	49.192	84.7	55.141	112.5	52.537	111.8	2:36.870	68.13	3.089	09:56:49.190
7 -	49.196	91.1	53.929	115.3	52.702	111.2	2:35.827	68.58	2.046	09:59:25.017
8 -	48.011	92.1	53.879	120.0	51.891	112.4	2:33.781 (1)	69.50		10:01:58.798
9 -	48.333	89.2	54.199	116.5	52.548	112.2	2:35.080 (3)	68.91	1.299	10:04:33.878
10 -	49.298	93.4	53.516	118.5	51.339	113.1	2:34.153 (2)	69.33	0.372	10:07:08.031

P17 67		George BOWES					Honda - Microlise Cresswell Racing			
IDEAL LAP TIME : 2:34.578		BEST LAP TIME : 2:34.578			DIFFERENCE : 0.000					
LAP	SECTOR 1	SECTOR 2		SECTOR 3		LAP TIME	MPH	DIFF	TIME OF DAY	
1 -	OUTLAP	85.7	54.678	113.9	53.114	112.2	2:42.492	65.77	7.914	09:44:55.349
2 -	50.755	96.8	56.216	115.1	54.009	111.4	2:40.980	66.39	6.402	09:47:36.329
3 -	50.898	97.2	55.620	118.3	54.088	111.6	2:40.606	66.54	6.028	09:50:16.935
4 -	50.711	93.8	56.107	115.5	53.468	111.4	2:40.286	66.68	5.708	09:52:57.221
5 -	49.449	97.5	54.280	119.8	53.214	112.0	2:36.943 (2)	68.10	2.365	09:55:34.164
6 -	49.811	102.1	55.093	120.0	54.126	111.2	2:39.030	67.20	4.452	09:58:13.194
7 -	50.076	90.8	54.267	115.3	52.633	112.5	2:36.976 (3)	68.08	2.398	10:00:50.170
8 -	53.669	83.1	1:01.149	104.6	56.123	112.2	2:50.941	62.52	16.363	10:03:41.111
9 -	49.505	100.6	54.968	121.3	52.597	112.2	2:37.070	68.04	2.492	10:06:18.181
10 -	48.683	105.0	53.798	120.9	52.097	112.7	2:34.578 (1)	69.14		10:08:52.759

QUALIFYING - SECTOR ANALYSIS



SECTOR 1 = FL to I1, SECTOR 2 = I1 to I2, SECTOR 3 = I2 to FL, DIFF = Difference To Personal Best Lap, P = Crossed Finish Line in Pit Lane, D = Time Disallowed

P18 82		Kyle PAYNE					Honda - Illusion Racing			
IDEAL LAP TIME : 2:34.710		BEST LAP TIME : 2:34.710					DIFFERENCE : 0.000			
LAP	SECTOR 1	SECTOR 2		SECTOR 3		LAP TIME	MPH	DIFF	TIME OF DAY	
1 -	OUTLAP	70.5	1:02.119	85.2	59.688	110.1	3:07.457	57.01	32.747	09:46:00.784
2 -	53.319	73.1	57.297	97.8	55.522	109.8	2:46.138	64.33	11.428	09:48:46.922
3 -	52.363	78.8	56.780	101.3	54.447	109.4	2:43.590	65.33	8.880	09:51:30.512
4 -	51.323	82.3	55.437	111.8	53.346	110.0	2:40.106	66.75	5.396	09:54:10.618
5 -	49.844	88.1	54.817	119.4	53.147	109.2	2:37.808	67.72	3.098	09:56:48.426
6 -	51.327	85.7	54.823	106.8	53.377	111.2	2:39.527	66.99	4.817	09:59:27.953
7 -	49.435	91.0	54.616	108.9	53.417	111.8	2:37.468 (3)	67.87	2.758	10:02:05.421
8 -	49.168	91.6	55.200	111.1	52.887	111.8	2:37.255 (2)	67.96	2.545	10:04:42.676
9 -	48.619	96.1	54.107	114.3	51.984	112.2	2:34.710 (1)	69.08		10:07:17.386

P19 65		Alexander ROWAN					Honda - Alexander Rowan Racing			
IDEAL LAP TIME : 2:33.515		BEST LAP TIME : 2:36.217					DIFFERENCE : 2.702			
LAP	SECTOR 1	SECTOR 2		SECTOR 3		LAP TIME	MPH	DIFF	TIME OF DAY	
1 -	OUTLAP	89.0	56.666	104.8	IN PIT		4:44.701 P	37.54	2:08.484	09:46:59.457
2 -	OUTLAP	84.3	56.690	96.2	54.496	110.0	2:47.373	63.85	11.156	09:49:46.830
3 -	49.737	97.1	54.663	121.3	51.817	110.3	2:36.217 (1)	68.41		09:52:23.047
4 -	49.350	101.9	53.899	114.9	IN PIT		4:53.469 P	36.41	2:17.252	09:57:16.516
5 -	OUTLAP	103.2	53.808	116.5	52.294	111.8	2:39.528	66.99	3.311	09:59:56.044
6 -	48.468	106.3	1:10.430	119.1	51.239	112.5	2:50.137 (2)	62.82	13.920	10:02:46.181

P20 19		Scott McPHEE					Honda - SMP Racing			
IDEAL LAP TIME :		BEST LAP TIME :					DIFFERENCE :			
LAP	SECTOR 1	SECTOR 2		SECTOR 3		LAP TIME	MPH	DIFF	TIME OF DAY	
1 -	OUTLAP	95.3	53.486	99.4	51.620	112.0	2:37.155	68.00		09:44:50.456

P21 12		Tyler KING					Honda - Microlise Cresswell Racing			
IDEAL LAP TIME :		BEST LAP TIME :					DIFFERENCE :			
LAP	SECTOR 1	SECTOR 2		SECTOR 3		LAP TIME	MPH	DIFF	TIME OF DAY	
1 -	OUTLAP	81.0	1:00.110	90.0	56.423	107.5	2:59.397	59.57		09:45:16.528

P22 11		Iwan JONES					Honda - Jones Brothers Racing			
IDEAL LAP TIME : 2:38.238		BEST LAP TIME :					DIFFERENCE :			
LAP	SECTOR 1	SECTOR 2		SECTOR 3		LAP TIME	MPH	DIFF	TIME OF DAY	
1 -	OUTLAP	86.8	55.588	105.1	53.195	110.3	2:43.446	65.39		09:45:01.400

MCRCB BULLETIN TK127

2024 Bennetts British Superbike Championship - Round 5

2024 R&G British Talent Cup

QUALIFYING - BEST SECTORS

SECTOR 1			SECTOR 2			SECTOR 3			IDEAL / BEST COMPARISON						
POS	NO	NAME	TIME	NO	NAME	TIME	NO	NAME	TIME	POS	NO	NAME	IDEAL	BEST	DIFF
													PERFECT LAP	2:26.026	
1	75	SUROWIAK	46.061	75	SUROWIAK	50.567	29	BROWN	49.398	1	75	SUROWIAK	2:26.242	2:26.242	0.000
2	99	WILLIS	46.808	43	BRINTON	51.704	75	SUROWIAK	49.614	2	29	BROWN	2:28.236	2:28.869	0.633
3	29	BROWN	46.811	29	BROWN	52.027	88	FOSTER	49.817	3	99	WILLIS	2:29.624	2:29.624	0.000
4	43	BRINTON	47.094	99	WILLIS	52.098	16	BURROWS	49.874	4	16	BURROWS	2:30.153	2:30.232	0.079
5	33	BANISH	47.322	14	HARRIS	52.392	48	WALKER	50.255	5	88	FOSTER	2:30.716	2:30.716	0.000
6	24	FROST	47.335	48	WALKER	52.486	2	BANNISTER	50.677	6	24	FROST	2:30.940	2:31.383	0.443
7	16	BURROWS	47.439	40	CORREA	52.635	99	WILLIS	50.718	7	64	EDMUNDS	2:31.097	2:31.097	0.000
8	42	JOLLIFFE	47.457	64	EDMUNDS	52.650	24	FROST	50.813	8	33	BANISH	2:31.222	2:32.336	1.114
9	64	EDMUNDS	47.508	33	BANISH	52.674	64	EDMUNDS	50.939	9	2	BANNISTER	2:31.267	2:31.915	0.648
10	2	BANNISTER	47.634	24	FROST	52.792	33	BANISH	51.226	10	43	BRINTON	2:31.269	2:33.352	2.083
11	40	CORREA	47.755	16	BURROWS	52.840	65	ROWAN	51.239	11	14	HARRIS	2:31.706	2:31.904	0.198
12	14	HARRIS	47.811	88	FOSTER	52.860	91	RAYMOND Jnr	51.339	12	48	WALKER	2:31.852	2:31.852	0.000
13	91	RAYMOND Jnr	48.011	2	BANNISTER	52.956	14	HARRIS	51.503	13	40	CORREA	2:32.107	2:32.107	0.000
14	88	FOSTER	48.039	61	MACKAY	53.103	19	McPHEE	51.620	14	42	JOLLIFFE	2:32.460	2:32.460	0.000
15	61	MACKAY	48.067	42	JOLLIFFE	53.335	42	JOLLIFFE	51.668	15	91	RAYMOND Jnr	2:32.866	2:33.781	0.915
16	65	ROWAN	48.468	19	McPHEE	53.486	40	CORREA	51.717	16	61	MACKAY	2:33.154	2:33.329	0.175
17	82	PAYNE	48.619	91	RAYMOND Jnr	53.516	61	MACKAY	51.984	17	65	ROWAN	2:33.515	2:36.217	2.702
18	67	BOWES	48.683	67	BOWES	53.798	82	PAYNE	51.984	18	67	BOWES	2:34.578	2:34.578	0.000
19	48	WALKER	49.111	65	ROWAN	53.808	67	BOWES	52.097	19	82	PAYNE	2:34.710	2:34.710	0.000
20	11	JONES	49.455	82	PAYNE	54.107	43	BRINTON	52.471	20	11	JONES	2:38.238		
21				71	GOODMAN	54.157	11	JONES	53.195	21	12	KING			
22				11	JONES	55.588	12	KING	56.423	22	19	McPHEE			
23				12	KING	1:00.110									
24															

MCRCB BULLETIN TK128**2024 Bennetts British Superbike Championship - Round 5****2024 R&G British Talent Cup****QUALIFYING - BEST SPEEDS**

POS	INTERMEDIATE 1			INTERMEDIATE 2			FINISH LINE		
	NO	NAME	MPH	NO	NAME	MPH	NO	NAME	MPH
1	65	ROWAN	106.3	24	FROST	122.4	24	FROST	115.3
2	40	CORREA	105.0	67	BOWES	121.3	14	HARRIS	114.1
3	67	BOWES	105.0	65	ROWAN	121.3	16	BURROWS	113.5
4	43	BRINTON	103.8	75	SUROWIAK	121.1	40	CORREA	113.5
5	16	BURROWS	103.2	29	BROWN	120.6	91	RAYMOND Jnr	113.1
6	99	WILLIS	103.0	43	BRINTON	120.6	61	MACKAY	112.9
7	29	BROWN	102.7	88	FOSTER	120.4	48	WALKER	112.7
8	88	FOSTER	101.8	16	BURROWS	120.2	67	BOWES	112.7
9	75	SUROWIAK	101.5	14	HARRIS	120.0	75	SUROWIAK	112.5
10	33	BANISH	101.5	40	CORREA	120.0	43	BRINTON	112.5
11	24	FROST	100.3	91	RAYMOND Jnr	120.0	65	ROWAN	112.5
12	64	EDMUNDS	99.1	61	MACKAY	119.6	99	WILLIS	112.4
13	14	HARRIS	98.6	64	EDMUNDS	119.4	88	FOSTER	112.2
14	2	BANNISTER	98.5	82	PAYNE	119.4	42	JOLLIFFE	112.2
15	61	MACKAY	97.2	2	BANNISTER	118.9	82	PAYNE	112.2
16	82	PAYNE	96.1	42	JOLLIFFE	116.7	64	EDMUNDS	112.0
17	19	McPHEE	95.3	99	WILLIS	116.5	19	McPHEE	112.0
18	42	JOLLIFFE	93.4	48	WALKER	115.3	29	BROWN	110.5
19	91	RAYMOND Jnr	93.4	33	BANISH	115.1	33	BANISH	110.3
20	48	WALKER	91.3	71	GOODMAN	110.1	11	JONES	110.3
21	11	JONES	86.8	11	JONES	105.1	2	BANNISTER	110.1
22	71	GOODMAN	82.1	19	McPHEE	99.4	12	KING	107.5
23	12	KING	81.0	12	KING	90.0			
24	7	McCABE	77.9						

MCRCB BULLETIN TK129

2024 Bennetts British Superbike Championship - Round 5

2024 R&G British Talent Cup

QUALIFYING - STATISTICS

Competitors Started	24
Planned Start	2024-07-06 @ 09:35:00.000
Actual Start	2024-07-06 @ 09:38:01.044
Finish Time	2024-07-06 @ 10:07:02.174
Track Length	2.9689mi.
Total Laps	160
Total Distance Covered	475.0258mi.

Session Fastest Lap History

NO	NAME	LAP TIME	TIME OF DAY	LAP	VEHICLE
29	Lucas BROWN	2:30.193	09:47:18.558	3	Honda
29	Lucas BROWN	2:28.869	09:49:47.427	4	Honda
75	Filip SUROWIAK	2:27.680	10:05:05.715	9	Honda
75	Filip SUROWIAK	2:26.242	10:07:31.957	10	Honda

Flag History

TYPE	TIME OF DAY
GREEN	09:38:01.044
RED	09:38:23.923
GREEN	09:42:03.054
FINISH	10:07:02.174

Flag Statistics

TYPE	COUNT	TOTAL LAPS	TOTAL TIME
Green	2	10	30:17.416
Red	1	0	3:39.130
Safety Car	0	0	0.000
FCY	0	0	0.000

MCRCB BULLETIN TK130

2024 Bennetts British Superbike Championship - Round 5

2024 R&G British Talent Cup

QUALIFYING - SESSION NOTES

TIME	MESSAGE
09:37:42	
09:40:22	NO. 7 FALLER AT T7 WILLIAMS - RIDER OK
09:41:49	NO. 71 FALLER AT T10 BOMBHOLE - RIDER OK
09:45:54	NO. 19 FALLER AT T3 PALMER - RIDER OK
09:47:25	NO. 11 FALLER AT T7 WILLIAMS - RIDER OK
09:47:33	NO. 12 FALLER AT T3 PALMER - RIDER OK
09:50:13	NO. 48 FALLER AT T3 PALMER - RIDER OK
09:56:34	NO. 24 FALLER AT T2 WILSON - RIDER OK
10:00:30	NO. 33 FALLER AT T5 HAMILTON - RIDER OK
10:03:17	NO. 65 FALLER AT T2 WILSON - RIDER OK
10:08:08	NO. 43 FALLER AT T11 CORAM - RIDER OK

MCRCB BULLETIN TK131

2024 Bennetts British Superbike Championship - Round 5

2024 R&G British Talent Cup

QUALIFYING - WEATHER CONDITIONS

