

SILVERSTONE - ROUND 5

Race Nr. 2

Classification after 10 laps = 59 km

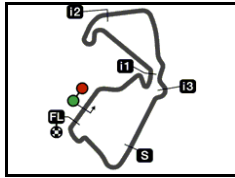
20

Pos		Rider	Nation	Team	Motorcycle	Total Time	Km/h	Gap
1	25	75 Filip SUROWIAK	GBR	Team City Lifting / RS Racing	HONDA	23'39.185	149.6	
2	20	43 Amanuel BRINTON	GBR	Kovara Projects / RS Racing	HONDA	23'39.431	149.6	0.246
3	16	29 Lucas BROWN	GBR	SENCAT Talent Team / Mortimer	HONDA	23'39.557	149.6	0.372
4	13	24 Ryan FROST	GBR	Fibre Tec Honda	HONDA	23'39.612	149.6	0.427
5	11	40 Julian CORREA	USA	Microlise Cresswell Racing	HONDA	23'39.891	149.5	0.706
6	10	88 Mason FOSTER	GBR	BRP Racing	HONDA	23'40.434	149.5	1.249
7	9	64 Clayton EDMUNDS	GBR	Team City Lifting / RS Racing	HONDA	23'41.038	149.4	1.853
8	8	61 Harrison MACKAY	GBR	Wilson Racing / HMR	HONDA	23'41.141	149.4	1.956
9	7	19 Scott MCPHEE	GBR	SMP Racing	HONDA	23'41.563	149.4	2.378
10	6	82 Kyle PAYNE	GBR	Ilusion Racing	HONDA	24'00.076	147.4	20.891
11	5	71 Daniel GOODMAN	GBR	Fibre Tec Honda	HONDA	24'00.527	147.4	21.342
12	4	16 Jack BURROWS	GBR	Burrows Engineering / RK Racing	HONDA	24'12.363	146.2	33.178
13	3	91 Joshua RAYMOND jnr	USA	Fibre Tec Honda	HONDA	24'12.588	146.2	33.403
14	2	99 Peter WILLIS	GBR	Clonlough.ie by WM Racing	HONDA	24'12.869	146.1	33.684
15	1	14 Bill HARRIS	GBR	Team Harris Racing / RS Racing	HONDA	24'13.059	146.1	33.874
16	11	Iwan JONES	GBR	Jones Brothers Racing	HONDA	24'13.161	146.1	33.976
17	33	Eli BANISH	USA	Fibre Tec Honda	HONDA	24'13.286	146.1	34.101
18	65	Alexander ROWAN	GBR	Alexander Rowan Racing	HONDA	24'13.422	146.1	34.237
19	42	Ben JOLLIFFE	GBR	Wilson Racing	HONDA	24'13.568	146.1	34.383
20	90	Aeziah DIVINE	BMU	SENCAT Talent Team / Mortimer	HONDA	24'17.585	145.7	38.400
21	72	Samuel MUNSON	GBR	Wilson Racing	HONDA	24'31.415	144.3	52.230
Not classified								
	2	Josh BANNISTER	GBR	Fibre Tec Honda	HONDA	14'28.799	146.6	4 laps
	28	Charlie BARNES	GBR	SENCAT Talent Team / Mortimer	HONDA	12'11.187	145.2	5 laps
	66	Ronnie HARRIS	GBR	Kovara Projects / RS Racing	HONDA	9'33.855	148.0	6 laps
Not finished first lap								
	67	George BOWES	GBR	GB67 Racing	HONDA			
Not started								
	7	Harley MCCABE	GBR	McCabe Racing by Motorbike Buye	HONDA			

The results are provisional until the end of the limit for protest and appeals.

Time limit for protest expires 60' after publication of the results - Time:

DORNA DATA PROCESSING TIMING SERVICE DORNA DATA PROCESSING TIMING SERVICE DORNA DATA PROCESSING TIMING SERVICE DORNA DATA PROCESSING TIMING SERVICE DORNA DATA PROCESSING TIMING SERVICE DORNA DATA PROCESSING TIMING SERVICE DORNA DATA PROCESSING TIMING SERVICE DORNA DATA PROCESSING TIMING SERVICE DORNA DATA PROCESSING TIMING SERVICE DORNA DATA PROCESSING TIMING SERVICE DORNA DATA PROCESSING TIMING SERVICE DORNA DATA PROCESSING



5900 m.

SILVERSTONE - ROUND 5

Race Nr. 2

Classification after 10 laps = 59 km

20

Pos	Rider	Nation Team	Motorcycle	Total Time	Km/h	Gap
-----	-------	-------------	------------	------------	------	-----

Race condition: Dry

Air: 14°

Humidity: 74%

Ground: 20°

Pole Position:

Fastest Lap:

8:39'51

8:44'48

8:48'04

8:48'35 George BOWES

8:49'54 -8:51'40 Charlie BARNES8:55'02 Charlie BARNES

9:00'16 Ronnie HARRIS

9:03'23 Charlie BARNES

9:04'10 Josh BANNISTER

SIGHTING LAP START

WARM UP LAP START

RACE START

crashed out - Rider OK

No jump startslong lap penalty due to irresponsible ridinglong lap penalty - COMPLETED

crashed out - Rider OK

stopped with technical issue

crashed out - Rider OK

The results are provisional until the end of the limit for protest and appeals.

Time limit for protest expires 60' after publication of the results - Time:

DORNA DATA PROCESSING TIMING SERVICE DORNA DATA PROCESSING TIMING SERVICE DORNA DATA PROCESSING TIMING SERVICE DORNA DATA PROCESSING TIMING SERVICE DORNA DATA PROCESSING TIMING SERVICE DORNA DATA PROCESSING TIMING SERVICE DORNA DATA PROCESSING TIMING SERVICE DORNA DATA PROCESSING TIMING SERVICE DORNA DATA PROCESSING TIMING SERVICE DORNA DATA PROCESSING TIMING SERVICE DORNA DATA PROCESSING TIMING SERVICE DORNA DATA PROCESSING TIMING SERVICE DORNA DATA PROCCEESSS

Silverstone Circuit

5900 m.

Results and timing service provided by **TISSOT**

BTC

SILVERSTONE - ROUND 5

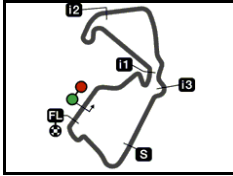
Championship Classification

21

Rider	Nation	Points	RD1	RD1	RD1	RD2	RD2	RD3	RD3	RD4	RD4	GBR	GBR	RD6	RD6	RD7	RD8	RD8
1 BROWN Lucas	GBR	211	20	13	25	16	20	25	20	16	20	20	16					
2 BRINTON Amanuel	GBR	186	-	16	20	25	16	13	25	13	25	13	20					
3 FROST Ryan	GBR	162	16	10	11	13	25	-	11	25	13	25	13					
4 CORREA Julian	USA	140	25	20	-	20	-	10	16	11	11	16	11					
5 SUROWIAK Filip	GBR	125	-	25	13	10	-	-	13	20	16	3	25					
6 FOSTER Mason	GBR	74	-	11	16	5	-	6	10	2	4	10	10					
7 MACKAY Harrison	GBR	73	4	4	3	4	8	4	8	10	9	11	8					
8 HARRIS Ronnie	GBR	73	10	8	10	11	11	-	-	9	8	6	-					
9 EDMUNDS Clayton	GBR	71	13	6	8	8	10	2	2	6	-	7	9					
10 MCCABE Harley	GBR	63	11	-	5	9	9	-	7	8	10	4	-					
11 BOWES George	GBR	50	6	1	-	7	7	8	6	7	-	8	-					
12 WALKER Ollie	GBR	45	-	9	9	6	13	5	3	-	-	-	-					
13 WILLIS Peter	GBR	39	9	-	4	-	4	20	-	-	-	0	2					
14 MCPHEE Scott	GBR	35	2	-	-	-	6	-	-	4	7	9	7					
15 BURROWS Jack	GBR	35	-	5	7	-	-	16	-	-	2	1	4					
16 GOODMAN Daniel	GBR	27	8	-	1	-	2	11	-	-	-	0	5					
17 RAYMOND jnr Joshua	USA	25	5	-	-	2	-	1	1	5	6	2	3					
18 HUNTINGFORD Charlie	GBR	21	-	7	6	3	5	-	-	-	-	-	-					
19 PAYNE Kyle	GBR	19	-	-	-	-	-	-	-	3	5	5	6					
20 BANISH Eli	USA	17	1	-	-	-	-	9	4	-	3	0	0					
21 ROWAN Alexander	GBR	15	3	2	-	-	3	7	-	-	-	-	0					
22 JOLLIFFE Ben	GBR	12	7	3	2	-	-	-	-	-	-	0	0					
23 HARRIS Bill	GBR	11	-	-	-	-	-	-	9	1	-	0	1					
24 BANNISTER Josh	GBR	8	-	-	-	1	1	-	5	-	1	0	-					
25 KING Tyler	NZL	3	-	-	-	-	-	3	-	-	-	-	-					
26 JONES Iwan	GBR	0	-	-	-	-	-	-	-	-	-	0	0					
27 DIVINE Aeziah	BMU	0	-	-	-	-	-	-	-	-	-	0	0					
28 MUNSON Samuel	GBR	0	-	-	-	-	-	-	-	-	-	0	0					
29 BARNES Charlie	GBR	0	-	-	-	-	-	-	-	-	-	0	-					

DORNA DATA PROCESSING TIMING SERVICE DORNA DATA PROCESSING TIMING SERVICE DORNA DATA PROCESSING TIMING SERVICE DORNA DATA PROCESSING TIMING SERVICE DORNA DATA PROCESSING TIMING SERVICE DORNA DATA PROCESSING TIMING SERVICE DORNA DATA PROCESSING TIMING SERVICE DORNA DATA PROCESSING TIMING SERVICE DORNA DATA PROCESSING TIMING SERVICE DORNA DATA PROCEESSS





5900 m.

SILVERSTONE - ROUND 5

Race Nr. 2

Lap Chart

22

Pos	1	2	3	4	5	6	7	8	9	10	11	12	13	14	15	16	17	18	19	20	21	22	23	24	25	26
Grid	75	40	88	29	24	43	19	61	64	67	66	82	7	91	14	2	65	28	71	99	16	42	33	11	72	90



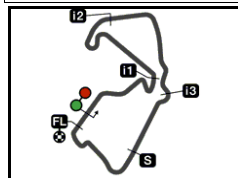
1	29	24	75	40	43	61	88	19	64	66	2	71	82	65	99	91	14	16	28	72	42	33	11	90
2	29	75	40	24	43	61	19	66	64	88	71	2	82	91	99	16	14	65	28	42	33	11	72	90
3	29	75	40	24	43	61	66	19	64	88	82	71	2	16	91	65	14	99	42	33	28	11	72	90
4	75	24	29	61	66	43	40	19	64	88	71	82	2	91	16	99	14	65	28	33	42	11	72	90
5	75	29	24	40	43	61	19	88	64	82	2	71	16	91	28	99	14	65	11	33	42	72	90	
6	75	29	43	40	24	61	19	64	88	71	2	82	16	14	91	99	65	33	11	42	90	72		
7	29	75	43	40	24	61	88	19	64	71	82	16	14	91	99	65	33	11	42	90	72			
8	29	40	75	24	43	61	19	88	64	71	82	16	91	99	14	33	65	11	42	90	72			
9	75	29	24	43	40	61	19	88	64	82	71	91	99	16	33	14	11	42	65	90	72			
10	75	43	29	24	40	88	64	61	19	82	71	16	91	99	14	11	33	65	42	90	72			

L
a
p
s
 Winner

 Lapped rider

DORNA DATA PROCESSING TIMING SERVICE DORNA DATA PROCESSING TIMING SERVICE DORNA DATA PROCESSING TIMING SERVICE DORNA DATA PROCESSING TIMING SERVICE DORNA DATA PROCESSING TIMING SERVICE DORNA DATA PROCESSING TIMING SERVICE DORNA DATA PROCESSING TIMING SERVICE DORNA DATA PROCESSING TIMING SERVICE DORNA DATA PROCCEESSS






5900 m.

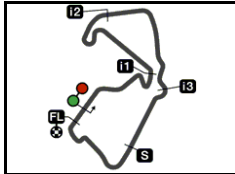
SILVERSTONE - ROUND 5

Race Nr. 2

Fastest Lap of Each Rider

23

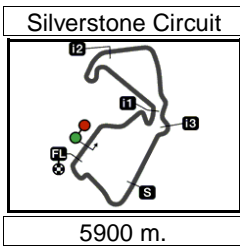
	Rider	Nation	Team	Motorcycle	Time	Lap	Total	Gap
1	40 Julian CORREA	USA	Microlise Cresswell Racing	HONDA	2'20.336	5	10	
2	19 Scott MCPHEE	GBR	SMP Racing	HONDA	2'20.420	8	10	0.084 0.084
3	64 Clayton EDMUNDS	GBR	Team City Lifting / RS Racing	HONDA	2'20.427	8	10	0.091 0.007
4	88 Mason FOSTER	GBR	BRP Racing	HONDA	2'20.502	7	10	0.166 0.075
5	66 Ronnie HARRIS	GBR	Kovara Projects / RS Racing	HONDA	2'20.602	3	4	0.266 0.100
6	43 Amanuel BRINTON	GBR	Kovara Projects / RS Racing	HONDA	2'20.608	5	10	0.272 0.006
7	24 Ryan FROST	GBR	Fibre Tec Honda	HONDA	2'20.740	8	10	0.404 0.132
8	29 Lucas BROWN	GBR	SENCAT Talent Team / Mortimer Ra	HONDA	2'20.787	5	10	0.451 0.047
9	75 Filip SUROWIAK	GBR	Team City Lifting / RS Racing	HONDA	2'20.833	5	10	0.497 0.046
10	61 Harrison MACKAY	GBR	Wilson Racing / HMR	HONDA	2'20.914	8	10	0.578 0.081
11	82 Kyle PAYNE	GBR	Ilusion Racing	HONDA	2'22.495	3	10	2.159 1.581
12	28 Charlie BARNES	GBR	SENCAT Talent Team / Mortimer Ra	HONDA	2'22.571	4	5	2.235 0.076
13	2 Josh BANNISTER	GBR	Fibre Tec Honda	HONDA	2'22.592	5	6	2.256 0.021
14	71 Daniel GOODMAN	GBR	Fibre Tec Honda	HONDA	2'22.597	10	10	2.261 0.005
15	33 Eli BANISH	USA	Fibre Tec Honda	HONDA	2'22.945	6	10	2.609 0.348
16	11 Iwan JONES	GBR	Jones Brothers Racing	HONDA	2'22.959	7	10	2.623 0.014
17	42 Ben JOLLIFFE	GBR	Wilson Racing	HONDA	2'23.214	6	10	2.878 0.255
18	16 Jack BURROWS	GBR	Burrows Engineering / RK Racing	HONDA	2'23.243	2	10	2.907 0.029
19	99 Peter WILLIS	GBR	Clonlough.ie by WM Racing	HONDA	2'23.500	4	10	3.164 0.257
20	14 Bill HARRIS	GBR	Team Harris Racing / RS Racing	HONDA	2'23.550	7	10	3.214 0.050
21	91 Joshua RAYMOND jnr	USA	Fibre Tec Honda	HONDA	2'23.610	8	10	3.274 0.060
22	65 Alexander ROWAN	GBR	Alexander Rowan Racing	HONDA	2'23.657	8	10	3.321 0.047
23	90 Aeziah DIVINE	BMU	SENCAT Talent Team / Mortimer Ra	HONDA	2'23.885	6	10	3.549 0.228
24	72 Samuel MUNSON	GBR	Wilson Racing	HONDA	2'24.215	4	10	3.879 0.330



5900 m.

SILVERSTONE - ROUND 5*After the Race Nr. 2***Event Best Maximum Speed****24**

<i>Rider</i>	<i>Nation Team</i>	<i>Motorcycle</i>	<i>Km/h</i>
88 Mason FOSTER	GBR BRP Racing	HONDA	210.5 Race Nr. 2
64 Clayton EDMUNDS	GBR Team City Lifting / RS Racing	HONDA	210.5 Race Nr. 2
19 Scott MCPHEE	GBR SMP Racing	HONDA	210.1 Race Nr. 2
66 Ronnie HARRIS	GBR Kovara Projects / RS Racing	HONDA	209.7 Race Nr. 2
61 Harrison MACKAY	GBR Wilson Racing / HMR	HONDA	208.8 Race Nr. 2
65 Alexander ROWAN	GBR Alexander Rowan Racing	HONDA	207.6 Race Nr. 2
24 Ryan FROST	GBR Fibre Tec Honda	HONDA	206.5 Race Nr. 2
16 Jack BURROWS	GBR Burrows Engineering / RK Racing	HONDA	206.1 Race Nr. 2
71 Daniel GOODMAN	GBR Fibre Tec Honda	HONDA	206.1 Race Nr. 2
33 Eli BANISH	USA Fibre Tec Honda	HONDA	206.1 Race Nr. 2
91 Joshua RAYMOND jnr	USA Fibre Tec Honda	HONDA	205.7 Race Nr. 2
14 Bill HARRIS	GBR Team Harris Racing / RS Racing	HONDA	205.7 Race Nr. 2
40 Julian CORREA	USA Microlise Cresswell Racing	HONDA	205.3 Race Nr. 2
43 Amanuel BRINTON	GBR Kovara Projects / RS Racing	HONDA	205.3 Race Nr. 2
99 Peter WILLIS	GBR Clonlough.ie by WM Racing	HONDA	205.3 Race Nr. 2
75 Filip SUROWIAK	GBR Team City Lifting / RS Racing	HONDA	205.3 Race Nr. 2
42 Ben JOLLIFFE	GBR Wilson Racing	HONDA	204.9 Race Nr. 2
11 Iwan JONES	GBR Jones Brothers Racing	HONDA	203.7 Race Nr. 2
29 Lucas BROWN	GBR SENCAT Talent Team / Mortimer	HONDA	203.7 Race Nr. 2
28 Charlie BARNES	GBR SENCAT Talent Team / Mortimer	HONDA	201.8 Race Nr. 2
90 Aeziah DIVINE	BMU SENCAT Talent Team / Mortimer	HONDA	201.1 Race Nr. 2
82 Kyle PAYNE	GBR Ilusion Racing	HONDA	200.7 Race Nr. 2
2 Josh BANNISTER	GBR Fibre Tec Honda	HONDA	200.0 Race Nr. 2
72 Samuel MUNSON	GBR Wilson Racing	HONDA	198.5 Race Nr. 2



SILVERSTONE - ROUND 5 Race Nr. 2 Chronological Analysis of Performances

25

* Lap / Sector time cancelled							T1 Time from finish line to 1st intermed.					T3 Time from 2nd intermed. to 3rd intermed.				
P Crossing the finish line in pit lane							T2 Time from 1st intermed. to 2nd intermed.					T4 Time from 3rd intermediate to finish line				
Lap	Lap Time	T1	T2	T3	T4	Speed	Lap	Lap Time	T1	T2	T3	T4	Speed			
1st	75	Filip SUROWIAK					Team City Lifting / RS GBR	6	2'21.420	31.946	36.110	27.755	45.609	205.3		
Runs=1 Total laps=10 Full laps=9 Valid laps=9							7	2'21.149 *	31.527	36.127	27.717	45.778*	206.5			
1	2'28.941	38.903	36.386	27.935	45.717	202.2	8	2'20.740	31.228	35.970	28.181	45.361	205.7			
2	2'21.324	31.456	36.065	28.140	45.663	205.3	9	2'20.928	31.679	36.014	27.967	45.268	203.0			
3	2'21.085	31.363	36.190	27.704	45.828	197.0	10	2'21.015	31.442	36.076	28.318	45.179	206.5			
4	2'21.881	31.535	36.667	27.660	46.019	196.7	5th 40 Julian CORREA									
5	2'20.833	31.843	35.827	27.865	45.298	204.5	Runs=1 Total laps=10 Full laps=9 Valid laps=7									
6	2'21.078	31.701	36.200	27.634	45.543	199.6	1	2'29.023	38.987	36.457	27.897	45.682	204.1			
7	2'21.144	31.592	36.109	27.722	45.721	199.2	2	2'21.368	31.695	35.820	27.916	45.937	203.0			
8	2'21.188	31.385	36.156	27.839	45.808	197.4	3	2'21.051	31.531	36.136	27.751	45.633	201.1			
9	2'20.868	31.680	35.878	27.905	45.405	201.8	4	2'22.701	31.910	36.310	27.767	46.714	196.7			
10	2'20.843	31.384	36.271	28.138	45.050	204.9	5	2'20.336	31.614	35.827	27.654	45.241	205.3			
2nd 43 Amanuel BRINTON							6	2'21.085	31.505	36.095	27.843	45.642	198.5			
Runs=1 Total laps=10 Full laps=9 Valid laps=9							7	2'21.131 *	31.457	36.100	27.690	45.884*	198.5			
1	2'29.155	39.399	36.368	27.899	45.489	205.3	8	2'20.703 *	31.342	35.944	27.869*	45.548	201.4			
2	2'21.471	31.670	35.868	28.024	45.909	203.3	9	2'21.496	31.661	36.261	27.449	46.125	197.0			
3	2'21.049	31.622	35.904	27.963	45.560	205.3	10	2'20.997	31.402	36.005	27.681	45.909	198.5			
4	2'22.295	31.609	35.995	28.411	46.280	196.7	6th 88 Mason FOSTER									
5	2'20.608	31.633	35.722	27.797	45.456	200.7	Runs=1 Total laps=10 Full laps=9 Valid laps=9									
6	2'20.791	31.642	36.017	27.818	45.314	197.8	1	2'30.107	39.396	36.881	27.910	45.920	204.9			
7	2'21.026	31.739	36.075	27.795	45.417	203.3	2	2'22.350	31.837	36.188	28.141	46.184	205.7			
8	2'21.409	31.461	36.259	28.046	45.643	204.1	3	2'21.236	31.645	36.189	27.599	45.803	202.2			
9	2'20.877	31.707	35.982	27.966	45.222	205.3	4	2'21.108	31.258	35.918	27.859	46.073	204.1			
10	2'20.750	31.191	36.176	28.256	45.127	204.5	5	2'21.316	31.510	35.709	27.903	46.194	203.7			
3rd 29 Lucas BROWN							6	2'21.098	31.193	35.953	27.993	45.959	203.0			
Runs=1 Total laps=10 Full laps=9 Valid laps=9							7	2'20.502	31.312	35.732	27.894	45.564	206.5			
1	2'28.456	38.793	36.350	27.741	45.572	203.3	8	2'20.736	31.197	36.013	27.839	45.687	210.5			
2	2'21.404	31.699	36.246	28.009	45.450	202.2	9	2'21.274	31.410	36.285	27.803	45.776	204.5			
3	2'21.298	31.473	36.457	27.827	45.541	197.8	10	2'20.707	31.481	36.130	27.627	45.469	203.0			
4	2'22.265	31.599	36.604	28.042	46.020	197.4	7th 64 Clayton EDMUNDS									
5	2'20.787	31.328	36.053	28.008	45.398	200.0	Runs=1 Total laps=10 Full laps=9 Valid laps=9									
6	2'20.992	31.233	36.392	27.978	45.389	201.1	1	2'30.542	40.316	36.512	27.864	45.850	208.0			
7	2'20.912	31.323	36.553	27.650	45.386	201.1	2	2'21.914	31.623	36.167	28.104	46.020	202.6			
8	2'21.217	31.320	36.541	28.033	45.323	201.8	3	2'20.686	31.742	35.822	27.541	45.581	206.1			
9	2'21.103	31.422	36.551	27.749	45.381	203.7	4	2'21.381	31.396	35.932	27.840	46.213	201.8			
10	2'21.123	31.081	36.432	27.880	45.730	194.9	5	2'21.726	31.671	36.150	27.745	46.160	206.5			
4th 24 Ryan FROST							6	2'20.772	31.447	35.910	27.789	45.626	203.3			
Runs=1 Total laps=10 Full laps=9 Valid laps=8							7	2'21.120	31.417	36.045	27.773	45.885	207.2			
1	2'28.597	38.305	36.346	28.133	45.813	201.8	8	2'20.427	31.354	35.800	27.601	45.672	210.5			
2	2'21.892	31.382	36.244	28.087	46.179	200.7	9	2'21.240	31.562	36.068	27.728	45.882	204.9			
3	2'21.117	31.858	35.705	27.948	45.606	200.7	10	2'21.230	31.494	35.698	27.749	46.289	198.1			
4	2'21.688	31.505	36.371	28.359	45.453	200.3	Fastest Lap: Julian CORREA									
5	2'21.066	31.266	36.060	27.975	45.765	200.0	Microlise Cresswell Ra USA					2'20.336	31.614	35.827	27.654	45.241

DORNA DATA PROCESSING TIMING SERVICE DORNA DATA PROCESSING TIMING SERVICE DORNA DATA PROCESSING TIMING SERVICE DORNA DATA PROCESSING TIMING SERVICE DORNA DATA PROCESSING TIMING SERVICE DORNA DATA PROCESSING TIMING SERVICE DORNA DATA PROCESSING TIMING SERVICE DORNA DATA PROCESSING



Race Nr. 2**BTC**

Lap	Lap Time	T1	T2	T3	T4	Speed	Lap	Lap Time	T1	T2	T3	T4	Speed																		
8th	61	Harrison MACKAY			Wilson Racing / HMR GBR			3	2'23.669	32.013	36.839	28.538	46.279	205.7																	
		Runs=1	Total laps=10	Full laps=9	Valid laps=8	4	2'24.114	31.905	36.911	28.467	46.831	200.3																			
		1	2'29.601	39.591	36.700	27.709	45.601	204.1	5	2'25.010	32.502	37.028	29.005	46.475	204.1																
		2	2'21.163	31.566	35.977	27.721	45.899	208.4	6	2'24.130	32.316	36.965	28.319	46.530	198.1																
		3	2'21.181	31.648	36.061	27.777	45.695	208.8	7	2'23.537	31.946	36.948	28.268	46.375	202.6																
		4	2'21.680	31.542	36.342	28.176	45.620	201.8	8	2'24.443	31.954	37.144	28.605	46.740	197.4																
		5	2'21.291	31.693	35.898	27.773	45.927	202.6	9	2'24.802	32.153	37.187	28.646	46.816	202.2																
		6	2'21.136	31.510	36.087	27.799	45.740	204.5	10	2'24.519 *	32.331	37.021	28.795	46.372*	202.6																
		7	2'20.984 *	31.378	36.086	27.759	45.761*	205.7	13th 91 Joshua RAYMOND j Fibre Tec Honda USA																						
		8	2'20.914	31.270	36.040	28.090	45.514	207.2	Runs=1	Total laps=10	Full laps=9	Valid laps=9	1	2'34.103	41.649	37.259	28.433	46.762	204.9												
		9	2'21.112	31.700	35.992	27.942	45.478	206.1	2	2'23.740	32.176	36.917	28.399	46.248	204.9	3	2'24.207	32.718	36.639	28.174	46.676	201.1									
10	2'22.079	31.360	35.893	28.243	46.583	193.8	4	2'23.845	32.002	36.463	28.663	46.717	201.1	5	2'25.187	32.752	36.853	28.757	46.825	200.0											
9th 19 Scott MCPHEE SMP Racing GBR							Runs=1	Total laps=10	Full laps=9	Valid laps=9	6	2'24.542	32.591	36.828	28.639	46.484	205.7	7	2'23.909	32.416	36.807	28.492	46.194	201.8							
1	2'30.346	39.741	36.869	27.909	45.827	206.5	8	2'23.610	32.149	36.377	28.665	46.419	200.3	9	2'24.425	32.573	36.706	28.484	46.662	198.1											
2	2'21.480	31.444	36.370	27.692	45.974	203.0	10	2'25.020	32.686	36.978	28.612	46.744	198.1	14th 99 Peter WILLIS Clonlough.ie by WM R GBR																	
3	2'21.060	31.478	36.270	27.803	45.509	203.3	1	2'33.968	41.602	37.445	28.376	46.545	205.3	Runs=1	Total laps=10	Full laps=9	Valid laps=8	2	2'24.014	32.242	36.753	28.443	46.576	201.4							
4	2'21.501	31.435	36.182	27.886	45.998	204.9	3	2'24.585 *	32.004	37.144	28.939	46.498*	204.9	4	2'23.500	31.803	36.478	28.724	46.495	202.2											
5	2'21.522	31.698	35.888	27.818	46.118	204.9	5	2'25.300	32.818	36.684	29.065	46.733	198.5	5	2'25.300	32.818	36.684	29.065	46.733	198.5											
6	2'20.739	31.596	35.830	27.608	45.705	203.0	6	2'24.554	32.083	36.462	28.472	47.537	196.3	6	2'24.554	32.083	36.462	28.472	47.537	196.3											
7	2'21.204	31.323	36.205	27.873	45.803	203.7	7	2'23.799	32.057	36.982	28.552	46.208	203.0	7	2'23.799	32.057	36.982	28.552	46.208	203.0											
8	2'20.420	31.318	35.971	27.507	45.624	210.1	8	2'23.537	31.777	36.677	28.811	46.272	202.6	8	2'23.537	31.777	36.677	28.811	46.272	202.6											
9	2'21.097	31.709	36.018	27.776	45.594	204.1	9	2'24.479	32.177	36.715	28.573	47.014	196.3	9	2'24.479	32.177	36.715	28.573	47.014	196.3											
10	2'22.194	31.369	36.037	27.792	46.996	196.0	10	2'25.133	32.229	37.341	28.901	46.662	202.6	15th 14 Bill HARRIS Team Harris Racing / GBR																	
10th 82 Kyle PAYNE Ilusion Racing GBR							Runs=1	Total laps=10	Full laps=9	Valid laps=9	1	2'34.383	42.302	37.092	28.519	46.470	205.3	Runs=1	Total laps=10	Full laps=9	Valid laps=9	2	2'23.910	32.174	36.754	28.454	46.528	205.7			
1	2'32.806	41.424	36.925	28.256	46.201	200.7	3	2'24.016	32.137	36.696	28.584	46.599	199.2	3	2'24.016	32.137	36.696	28.584	46.599	199.2	3	2'24.016	32.137	36.696	28.584	46.599	199.2				
2	2'24.086	32.001	36.721	28.691	46.673	199.6	4	2'23.886	31.940	36.438	28.749	46.759	202.6	4	2'23.886	31.940	36.438	28.749	46.759	202.6	4	2'23.886	31.940	36.438	28.749	46.759	202.6				
3	2'22.495	31.869	36.290	28.249	46.087	198.8	5	2'25.396	32.910	36.549	29.208	46.729	203.7	5	2'25.396	32.910	36.549	29.208	46.729	203.7	5	2'25.396	32.910	36.549	29.208	46.729	203.7				
4	2'23.676	31.700	36.860	28.775	46.341	200.7	6	2'23.573	32.407	36.554	28.182	46.430	197.0	6	2'23.573	32.407	36.554	28.182	46.430	197.0	6	2'23.573	32.407	36.554	28.182	46.430	197.0				
5	2'22.601	31.703	36.439	28.330	46.129	198.5	7	2'23.550	32.095	36.306	28.450	46.699	196.7	7	2'23.550	32.095	36.306	28.450	46.699	196.7	7	2'23.550	32.095	36.306	28.450	46.699	196.7				
6	2'23.478	31.758	36.736	28.358	46.626	197.0	8	2'24.705	32.069	36.984	28.765	46.887	198.1	8	2'24.705	32.069	36.984	28.765	46.887	198.1	8	2'24.705	32.069	36.984	28.765	46.887	198.1				
7	2'22.597	31.502	36.561	28.294	46.240	197.8	9	2'24.674	32.691	36.484	28.633	46.866	204.5	9	2'24.674	32.691	36.484	28.633	46.866	204.5	9	2'24.674	32.691	36.484	28.633	46.866	204.5				
8	2'23.084	31.841	36.521	28.604	46.118	196.3	10	2'24.966	32.505	36.784	28.971	46.706	201.1	10	2'24.966	32.505	36.784	28.971	46.706	201.1	10	2'24.966	32.505	36.784	28.971	46.706	201.1				
9	2'22.754	31.709	36.585	28.291	46.169	196.3	11th 71 Daniel GOODMAN Fibre Tec Honda GBR						16th 11 Iwan JONES Jones Brothers Racin GBR																		
10	2'22.499	31.500	36.639	28.104	46.256	194.9	Runs=1	Total laps=10	Full laps=9	Valid laps=9	1	2'35.659	42.438	37.406	28.968	46.847	200.7	Runs=1	Total laps=10	Full laps=9	Valid laps=9	1	2'35.659	42.438	37.406	28.968	46.847	200.7			
11th 71 Daniel GOODMAN Fibre Tec Honda GBR							Runs=1	Total laps=10	Full laps=9	Valid laps=9	2	2'23.970	32.452	36.658	28.227	46.633	200.3	2	2'25.239	32.558	37.351	28.842	46.488	199.6	2	2'25.239	32.558	37.351	28.842	46.488	199.6
1	2'32.550	41.512	37.055	27.910	46.073	204.9	3	2'23.063	31.885	36.703	27.973	46.502	198.1	3	2'24.959	32.163	37.351	29.118	46.327	197.0	3	2'24.959	32.163	37.351	29.118	46.327	197.0				
2	2'23.970	32.452	36.658	28.227	46.633	200.3	4	2'23.212	32.086	36.535	28.192	46.399	198.1	4	2'24.297	32.036	36.799	28.915	46.547	202.2	4	2'24.297	32.036	36.799	28.915	46.547	202.2				
3	2'23.063	31.885	36.703	27.973	46.502	198.1	5	2'23.318	31.699	36.772	28.103	46.744	197.8	5	2'23.951	32.523	36.550	28.612	46.266	199.2	5	2'23.951	32.523	36.550	28.612	46.266	199.2				
4	2'23.212	32.086	36.535	28.192	46.399	198.1	6	2'22.600	31.900	36.714	28.158	45.828	206.1	6	2'23.299	32.007	36.655	28.339	46.298	199.6	6	2'23.299	32.007	36.655	28.339	46.298	199.6				
5	2'23.318	31.699	36.772	28.103	46.744	197.8	7	2'22.877	31.662	36.710	28.198	46.307	197.4	7	2'23.573	32.407	36.554	28.182	46.430	197.0	7	2'23.573	32.407	36.554	28.182	46.430	197.0				
6	2'22.600	31.900	36.714	28.158	45.828	206.1	8	2'23.062	31.633	36.847	28.458	46.124	197.0	8	2'24.705	32.069	36.984	28.765	46.887	198.1	8	2'24.705	32.069	36.984	28.765	46.887	198.1				
7	2'22.877	31.662	36.710	28.198	46.307	197.4	9	2'23.278	31.762	36.761	28.093	46.662	196.7	9	2'24.674	32.691	36.484	28.633	46.866	204.5	9	2'24.674	32.691	36.484	28.633	46.866	204.5				
8	2'23.062	31.633	36.847	28.458	46.124	197.0	10	2'22.597	31.743	36.754	28.007	46.093	199.6	10	2'22.597	31.743	36.754	28.007	46.093	199.6	10	2'22.597	31.743	36.754	28.007	46.093	199.6				
9	2'23.278	31.762	36.761	28.093	46.662	196.7	12th 16 Jack BURROWS Burrows Engineering / GBR						16th 11 Iwan JONES Jones Brothers Racin GBR																		
10	2'22.597	31.743	36.754	28.007	46.093	199.6	Runs=1	Total laps=10	Full laps=9	Valid laps=8	1	2'34.896	41.348	37.850	28.528	47.170	206.1	Runs=1	Total laps=10	Full laps=9	Valid laps=9	1	2'34.896	41.348	37.850	28.528	47.170	206.1			
12th 16 Jack BURROWS Burrows Engineering / GBR							Runs=1	Total laps=10	Full laps=9	Valid laps=8	2	2'23.243	31.823	36.776	28.488	46.156	203.7	2	2'23.243	31.823	36.776	28.488	46.156	203.7	2	2'23.243	31.823	36.776	28.488	46.156	203.7

Fastest Lap: Julian CORREA Microlise Cresswell Ra USA **2'20.336** 31.614 35.827 27.654 45.241

DORNA DATA PROCESSING TIMING SERVICE DORNA DATA PROCESSING TIMING SERVICE DORNA DATA PROCESSING TIMING SERVICE DORNA DATA PROCESSING TIMING SERVICE DORNA DATA PROCESSING TIMING SERVICE DORNA DATA PROCESSING TIMING SERVICE DORNA DATA PROCESSING TIMING SERVICE DORNA DATA PROCESSING TIMING SERVICE DORNA DATA PROCCESSS



Table with columns: Lap, Lap Time, T1, T2, T3, T4, Speed. Rows 7-10 showing lap times and speeds for an unnamed driver.

17th 33 Eli BANISH, Fibre Tec Honda USA. Table with columns: Lap, Lap Time, T1, T2, T3, T4, Speed. Rows 1-10 showing lap times and speeds.

18th 65 Alexander ROWAN, Alexander Rowan Rac GBR. Table with columns: Lap, Lap Time, T1, T2, T3, T4, Speed. Rows 1-10 showing lap times and speeds.

19th 42 Ben JOLLIFFE, Wilson Racing GBR. Table with columns: Lap, Lap Time, T1, T2, T3, T4, Speed. Rows 1-10 showing lap times and speeds.

20th 90 Aeziah DIVINE, SENCAT Talent Team BMU. Table with columns: Lap, Lap Time, T1, T2, T3, T4, Speed. Rows 1-10 showing lap times and speeds.

21st 72 Samuel MUNSON, Wilson Racing GBR. Table with columns: Lap, Lap Time, T1, T2, T3, T4, Speed. Rows 1-10 showing lap times and speeds.

22nd 2 Josh BANNISTER, Fibre Tec Honda GBR. Table with columns: Lap, Lap Time, T1, T2, T3, T4, Speed. Rows 1-6 showing lap times and speeds, including an unfinished lap.

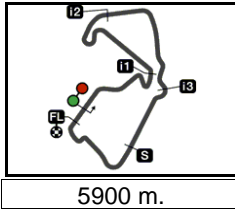
23rd 28 Charlie BARNES, SENCAT Talent Team GBR. Table with columns: Lap, Lap Time, T1, T2, T3, T4, Speed. Rows 1-5 showing lap times and speeds, including an unfinished lap.

24th 66 Ronnie HARRIS, Kovara Projects / RS GBR. Table with columns: Lap, Lap Time, T1, T2, T3, T4, Speed. Rows 1-4 showing lap times and speeds, including an unfinished lap.

Fastest Lap: Julian CORREA, Microlise Cresswell Ra USA, 2'20.336, 31.614, 35.827, 27.654, 45.241

DORNA DATA PROCESSING TIMING SERVICE DORNA DATA PROCESSING TIMING SERVICE DORNA DATA PROCESSING TIMING SERVICE DORNA DATA PROCESSING TIMING SERVICE DORNA DATA PROCESSING TIMING SERVICE DORNA DATA PROCESSING TIMING SERVICE DORNA DATA PROCESSING TIMING SERVICE DORNA DATA PROCESSING TIMING SERVICE DORNA DATA PROCCESSS





SILVERSTONE - ROUND 5

Race Nr. 2

Analysis by Lap

26

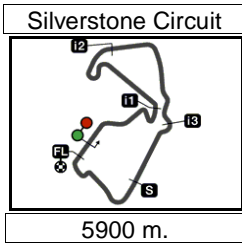
Num Lap Time Gap

Num	Lap	Time	Gap	Num	Lap	Time	Gap	Num	Lap	Time	Gap
Lap 1											
29	2'28.456			66	2'20.602	1.574		28	2'23.089	17.123	
24	2'28.597	0.141		19	2'21.060	1.728		99	2'25.300	17.303	
75	2'28.941	0.485		64	2'20.686	1.984		14	2'25.396	17.527	
40	2'29.023	0.567		88	2'21.236	2.535		65	2'25.365	17.764	
43	2'29.155	0.699		82	2'22.495	8.229		11	2'23.951	20.041	
61	2'29.601	1.145		71	2'23.063	8.425		33	2'24.247	20.147	
88	2'30.107	1.651		2	2'23.082	8.549		42	2'24.629	20.592	
19	2'30.346	1.890		16	2'23.669	10.650		72	2'24.699	20.853	
64	2'30.542	2.086		91	2'24.207	10.892		90	2'24.972	21.241	
66	2'31.035	2.579		65	2'23.701	11.023		Lap 6			
2	2'32.362	3.906		14	2'24.016	11.151		75	2'21.078		
71	2'32.550	4.094		99	2'24.585	11.409		29	2'20.992	0.060	
82	2'32.806	4.350		42	2'25.192	14.094		43	2'20.791	0.227	
65	2'33.106	4.650		33	2'24.613	14.266		40	2'21.085	0.422	
99	2'33.968	5.512		28	2'26.819	14.369		24	2'21.420	0.638	
91	2'34.103	5.647		11	2'24.959	14.699		61	2'21.136	0.910	
14	2'34.383	5.927		72	2'25.067	14.845		19	2'20.739	1.506	
16	2'34.896	6.440		90	2'24.994	15.151		64	2'20.772	1.879	
28	2'35.099	6.643		Lap 4				88	2'21.098	2.073	
72	2'35.147	6.691		75	2'21.881			71	2'22.600	13.571	
42	2'35.296	6.840		24	2'21.688	0.063		2	2'23.079	13.657	
33	2'35.586	7.130		29	2'22.265	0.192		82	2'23.478	14.000	
11	2'35.659	7.203		61	2'21.680	0.394		16	2'24.130	19.920	
90	2'35.813	7.357		66	2'21.123	0.624		14	2'23.573	20.022	
Lap 2											
29	2'21.404			43	2'22.295	0.739		91	2'24.542	20.482	
75	2'21.324	0.405		40	2'22.701	0.912		99	2'24.554	20.779	
40	2'21.368	0.531		19	2'21.501	1.156		65	2'24.275	20.961	
24	2'21.892	0.629		64	2'21.381	1.292		33	2'22.945	22.014	
43	2'21.471	0.766		88	2'21.108	1.570		11	2'23.299	22.262	
61	2'21.163	0.904		71	2'23.212	9.564		42	2'23.214	22.728	
19	2'21.480	1.966		82	2'23.676	9.832		90	2'23.885	24.048	
66	2'21.095	2.270		2	2'23.421	9.897		72	2'24.730	24.505	
64	2'21.914	2.596		91	2'23.845	12.664		Lap 7			
88	2'22.350	2.597		16	2'24.114	12.691		29	2'20.912		
71	2'23.970	6.660		99	2'23.500	12.836		75	2'21.144	0.172	
2	2'24.263	6.765		14	2'23.886	12.964		43	2'21.026	0.281	
82	2'24.086	7.032		65	2'24.282	13.232		40	2'21.131	0.581	
91	2'23.740	7.983		28	2'22.571	14.867		24	2'21.149	0.815	
99	2'24.014	8.122		33	2'24.540	16.733		61	2'20.984	0.922	
16	2'23.243	8.279		42	2'24.775	16.796		88	2'20.502	1.603	
14	2'23.910	8.433		11	2'24.297	16.923		19	2'21.204	1.738	
65	2'25.374	8.620		72	2'24.215	16.987		64	2'21.120	2.027	
28	2'23.609	8.848		90	2'24.024	17.102		71	2'22.877	15.476	
42	2'24.764	10.200		Lap 5				82	2'22.597	15.625	
33	2'25.225	10.951		75	2'20.833			16	2'23.537	22.485	
11	2'25.239	11.038		29	2'20.787	0.146		14	2'23.550	22.600	
72	2'25.789	11.076		24	2'21.066	0.296		91	2'23.909	23.419	
90	2'25.502	11.455		40	2'20.336	0.415		99	2'23.799	23.606	
Lap 3											
29	2'21.298			43	2'20.608	0.514		65	2'24.049	24.038	
75	2'21.085	0.192		61	2'21.291	0.852		33	2'23.110	24.152	
40	2'21.051	0.284		19	2'21.522	1.845		11	2'22.959	24.249	
24	2'21.117	0.448		88	2'21.316	2.053		42	2'23.443	25.199	
43	2'21.049	0.517		64	2'21.726	2.185		90	2'23.827	26.903	
61	2'21.181	0.787		82	2'22.601	11.600		72	2'25.674	29.207	
Lap 8											
29	2'21.217			2	2'22.592	11.656		29	2'21.217		
40	2'20.703	0.067		71	2'23.318	12.049		40	2'20.703	0.067	
Lap 9											
75	2'20.868			16	2'24.215	16.987		29	2'21.123	0.372	
29	2'21.103	0.092		99	2'23.500	12.836		24	2'21.015	0.427	
24	2'20.928	0.255		14	2'23.886	12.964		40	2'20.997	0.706	
43	2'20.877	0.339		65	2'24.282	13.232		88	2'20.707	1.249	
40	2'21.496	0.552		28	2'22.571	14.867		64	2'21.230	1.853	
61	2'21.112	0.720		33	2'24.540	16.733		61	2'22.079	1.956	
19	2'21.097	1.027		42	2'24.775	16.796		19	2'22.194	2.378	
88	2'21.274	1.385		11	2'24.297	16.923		82	2'22.499	20.891	
64	2'21.240	1.466		72	2'24.215	16.987		71	2'22.597	21.342	
82	2'22.754	19.235		90	2'24.024	17.102		16	2'24.519	33.178	
71	2'23.278	19.588		Lap 10				91	2'25.020	33.403	
91	2'24.425	29.226		75	2'20.843			99	2'25.133	33.684	
99	2'24.479	29.394		43	2'20.750	0.246		14	2'24.966	33.874	
16	2'24.802	29.502		29	2'21.123	0.372		11	2'24.815	33.976	
33	2'24.316	29.613		24	2'21.015	0.427					
14	2'24.674	29.751		40	2'20.997	0.706					
11	2'24.409	30.004		88	2'20.707	1.249					
42	2'23.753	30.089		64	2'21.230	1.853					
65	2'24.768	30.235		61	2'22.079	1.956					
90	2'24.767	34.078		19	2'22.194	2.378					
72	2'28.793	44.065		82	2'22.499	20.891					

Lapped rider

DORNA DATA PROCESSING TIMING SERVICE DORNA DATA PROCESSING TIMING SERVICE DORNA DATA PROCESSING TIMING SERVICE DORNA DATA PROCESSING TIMING SERVICE DORNA DATA PROCESSING TIMING SERVICE DORNA DATA PROCESSING TIMING SERVICE DORNA DATA PROCESSING TIMING SERVICE DORNA DATA PROCCESSS





SILVERSTONE - ROUND 5

Official Starting Grid

Race : 10 laps = 59 km



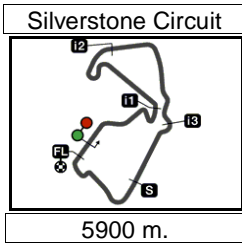
1	1 2'20.390 75 Filip SUROWIAK Honda	2 2'20.669 40 Julian CORREA Honda	3 2'20.713 88 Mason FOSTER Honda
2	4 2'20.751 29 Lucas BROWN Honda	5 2'20.798 24 Ryan FROST Honda	6 2'20.810 43 Amanuel BRINTON Honda
3	7 2'20.823 19 Scott MCPHEE Honda	8 2'20.867 61 Harrison MACKAY Honda	9 2'21.234 64 Clayton EDMUNDS Honda
4	10 2'21.260 67 George BOWES Honda	11 2'21.339 66 Ronnie HARRIS Honda	12 2'21.543 82 Kyle PAYNE Honda
5	13 2'21.969 7 Harley MCCABE Honda	14 2'22.530 91 Joshua RAYMOND jnr Honda	15 2'22.637 14 Bill HARRIS Honda
6	16 2'23.097 2 Josh BANNISTER Honda	17 2'23.121 65 Alexander ROWAN Honda	18 2'23.150 28 Charlie BARNES Honda
7	19 2'23.181 71 Daniel GOODMAN Honda	20 2'23.255 99 Peter WILLIS Honda	21 2'23.359 16 Jack BURROWS Honda
8	22 2'23.420 42 Ben JOLLIFFE Honda	23 2'23.887 33 Eli BANISH Honda	24 2'24.158 11 Iwan JONES Honda

The results are provisional until the end of the limit for protest and appeals and until the ratification of the Event Management Committee.

Time limit for protest expires 60' at the latest after publication of the results - Time:

DORNA DATA PROCESSING TIMING SERVICE DORNA DATA PROCESSING TIMING SERVICE DORNA DATA PROCESSING TIMING SERVICE DORNA DATA PROCESSING TIMING SERVICE DORNA DATA PROCESSING TIMING SERVICE DORNA DATA PROCESSING TIMING SERVICE DORNA DATA PROCESSING TIMING SERVICE DORNA DATA PROCCEESSS





Results and timing service provided by TISSOT

BTC

SILVERSTONE - ROUND 5
Official Starting Grid

Race : 10 laps = 59 km

9

25
 2'25.587
72 Samuel MUNSON
 Honda

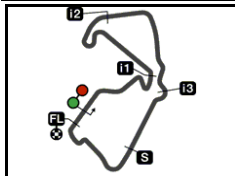
26
 2'26.542
90 Aeziah DIVINE
 Honda

The results are provisional until the end of the limit for protest and appeals and until the ratification of the Event Management Committee.

Time limit for protest expires 60' at the latest after publication of the results - Time:

DORNA DATA PROCESSING TIMING SERVICE DORNA DATA PROCESSING TIMING SERVICE DORNA DATA PROCESSING TIMING SERVICE DORNA DATA PROCESSING TIMING SERVICE DORNA DATA PROCESSING TIMING SERVICE DORNA DATA PROCESSING TIMING SERVICE DORNA DATA PROCESSING TIMING SERVICE DORNA DATA PROCESSING TIMING SERVICE DORNA DATA PROCCEESSS





5900 m.

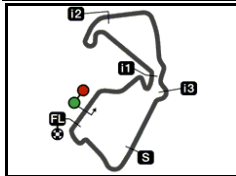
SILVERSTONE - ROUND 5

Race Nr. 2

Top Speed & Average




Rider	Nation	Motorcycle	Top 5 speeds					Average	Top
64 Clayton EDMUNDS	GBR	HONDA	210.5	208.0	207.2	206.5	206.1	207.7	210.5
88 Mason FOSTER	GBR	HONDA	210.5	206.5	205.7	204.9	204.5	206.4	210.5
19 Scott MCPHEE	GBR	HONDA	210.1	206.5	204.9	204.9	204.1	206.1	210.1
66 Ronnie HARRIS	GBR	HONDA	209.7	203.7	203.7	201.4	198.5	203.4	209.7
61 Harrison MACKAY	GBR	HONDA	208.8	208.4	207.2	206.1	205.7	207.2	208.8
65 Alexander ROWAN	GBR	HONDA	207.6	207.6	204.5	204.1	203.7	205.5	207.6
24 Ryan FROST	GBR	HONDA	206.5	206.5	205.7	205.3	203.0	205.4	206.5
16 Jack BURROWS	GBR	HONDA	206.1	205.7	204.1	203.7	202.6	204.1	206.1
33 Eli BANISH	USA	HONDA	206.1	205.7	203.7	203.3	203.0	204.4	206.1
71 Daniel GOODMAN	GBR	HONDA	206.1	204.9	200.3	199.6	198.1	201.2	206.1
14 Bill HARRIS	GBR	HONDA	205.7	205.3	204.5	203.7	202.6	204.4	205.7
91 Joshua RAYMOND jnr	USA	HONDA	205.7	204.9	204.9	201.8	201.1	203.3	205.7
40 Julian CORREA	USA	HONDA	205.3	204.1	203.0	201.4	201.1	203.0	205.3
43 Amanuel BRINTON	GBR	HONDA	205.3	205.3	205.3	204.5	204.1	204.9	205.3
75 Filip SUROWIAK	GBR	HONDA	205.3	204.9	204.5	202.2	201.8	203.7	205.3
99 Peter WILLIS	GBR	HONDA	205.3	204.9	203.0	202.6	202.6	203.7	205.3
42 Ben JOLLIFFE	GBR	HONDA	204.9	204.1	203.7	201.8	201.4	202.7	204.9
11 Iwan JONES	GBR	HONDA	203.7	202.2	201.8	200.7	199.6	201.0	203.7
29 Lucas BROWN	GBR	HONDA	203.7	203.3	202.2	201.8	201.1	202.2	203.7
28 Charlie BARNES	GBR	HONDA	201.8	200.7	200.0	199.2	198.8	200.1	201.8
90 Aeziah DIVINE	BMU	HONDA	201.1	200.7	200.3	200.0	200.0	200.4	201.1
82 Kyle PAYNE	GBR	HONDA	200.7	200.7	199.6	198.8	198.5	199.7	200.7
2 Josh BANNISTER	GBR	HONDA	200.0	199.2	199.2	198.8	198.5	199.1	200.0
72 Samuel MUNSON	GBR	HONDA	198.5	198.1	197.8	197.0	196.3	197.5	198.5



5900 m.

SILVERSTONE - ROUND 5**Race Nr. 2****Fastest Laps Sequence**

<i>Lap</i>	<i>Race Time</i>	 <i>Rider</i>	<i>Nation</i>	<i>Motorcycle</i>	<i>Time</i>	<i>Km/h</i>	<i>Riders's Lap</i>
2	4'49.860	29 Lucas BROWN	GBR	HONDA	2'21.404	150.2	2
2	4'50.265	75 Filip SUROWIAK	GBR	HONDA	2'21.324	150.2	2
2	4'50.764	61 Harrison MACKAY	GBR	HONDA	2'21.163	150.4	2
2	4'52.130	66 Ronnie HARRIS	GBR	HONDA	2'21.095	150.5	2
3	7'11.350	75 Filip SUROWIAK	GBR	HONDA	2'21.085	150.5	3
3	7'11.442	40 Julian CORREA	USA	HONDA	2'21.051	150.5	3
3	7'11.675	43 Amanuel BRINTON	GBR	HONDA	2'21.049	150.5	3
3	7'12.732	66 Ronnie HARRIS	GBR	HONDA	2'20.602	151.0	3
5	11'54.479	40 Julian CORREA	USA	HONDA	2'20.336	151.3	5