


5900 m.

SILVERSTONE - ROUND 5**Race Nr. 1****Classification after 10 laps = 59 km****20**

Pos		Rider	Nation	Team	Motorcycle	Total Time	Km/h	Gap
1	25	24 Ryan FROST	GBR	Fibre Tec Honda	HONDA	23'36.900	149.9	
2	20	29 Lucas BROWN	GBR	SENCAT Talent Team / Mortimer	HONDA	23'37.002	149.8	0.102
3	16	40 Julian CORREA	USA	Microlise Cresswell Racing	HONDA	23'37.135	149.8	0.235
4	13	43 Amanuel BRINTON	GBR	Kovara Projects / RS Racing	HONDA	23'37.255	149.8	0.355
5	11	61 Harrison MACKAY	GBR	Wilson Racing / HMR	HONDA	23'37.327	149.8	0.427
6	10	88 Mason FOSTER	GBR	BRP Racing	HONDA	23'42.863	149.2	5.963
7	9	19 Scott MCPHEE	GBR	SMP Racing	HONDA	23'43.140	149.2	6.240
8	8	67 George BOWES	GBR	GB67 Racing	HONDA	23'43.328	149.2	6.428
9	7	64 Clayton EDMUNDS	GBR	Team City Lifting / RS Racing	HONDA	23'43.400	149.2	6.500
10	6	66 Ronnie HARRIS	GBR	Kovara Projects / RS Racing	HONDA	23'49.492	148.5	12.592
11	5	82 Kyle PAYNE	GBR	Ilusion Racing	HONDA	23'49.715	148.5	12.815
12	4	7 Harley MCCABE	GBR	McCabe Racing by Motorbike Buye	HONDA	23'49.951	148.5	13.051
13	3	75 Filip SUROWIAK	GBR	Team City Lifting / RS Racing	HONDA	23'59.096	147.5	22.196
14	2	91 Joshua RAYMOND jnr	USA	Fibre Tec Honda	HONDA	24'04.537	147.0	27.637
15	1	16 Jack BURROWS	GBR	Burrows Engineering / RK Racing	HONDA	24'04.716	147.0	27.816
16		28 Charlie BARNES	GBR	SENCAT Talent Team / Mortimer	HONDA	24'05.049	146.9	28.149
17		2 Josh BANNISTER	GBR	Fibre Tec Honda	HONDA	24'05.113	146.9	28.213
18		71 Daniel GOODMAN	GBR	Fibre Tec Honda	HONDA	24'05.208	146.9	28.308
19		42 Ben JOLLIFFE	GBR	Wilson Racing	HONDA	24'05.298	146.9	28.398
20		14 Bill HARRIS	GBR	Team Harris Racing / RS Racing	HONDA	24'05.389	146.9	28.489
21		99 Peter WILLIS	GBR	Clonlough.ie by WM Racing	HONDA	24'05.529	146.9	28.629
22		33 Eli BANISH	USA	Fibre Tec Honda	HONDA	24'12.762	146.2	35.862
23		11 Iwan JONES	GBR	Jones Brothers Racing	HONDA	24'12.784	146.2	35.884
24		72 Samuel MUNSON	GBR	Wilson Racing	HONDA	24'36.719	143.8	59.819
25		90 Aeziah DIVINE	BMU	SENCAT Talent Team / Mortimer	HONDA	24'44.207	143.1	1'07.307

Not classified

65	Alexander ROWAN	GBR	Alexander Rowan Racing	HONDA	14'58.688	141.8	4 laps
----	-----------------	-----	------------------------	-------	------------------	-------	--------

Race condition: Dry

Air: 21°
Humidity: 45%
Ground: 39°

Pole Position:**Fastest Lap:**

16:00'00

16:08'21

16:09'50

16:13'10

16:13'40 Filip SUROWIAK

16:15'03

16:28'07 Alexander ROWAN

SIGHTING LAP START

All bikes on grid

WARM UP LAP START**RACE START**

starting from pit lane

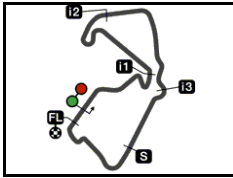
No jump starts

entered pits

The results are provisional until the end of the limit for protest and appeals.

Time limit for protest expires 60' after publication of the results - Time:

DORNA DATA PROCESSING TIMING SERVICE DORNA DATA PROCESSING TIMING SERVICE DORNA DATA PROCESSING TIMING SERVICE DORNA DATA PROCESSING TIMING SERVICE DORNA DATA PROCESSING TIMING SERVICE DORNA DATA PROCESSING TIMING SERVICE DORNA DATA PROCESSING TIMING SERVICE DORNA DATA PROCESSING TIMING SERVICE DORNA DATA PROCESSING



5900 m.

SILVERSTONE - ROUND 5

Race Nr. 1

Lap Chart

22

Pos	1	2	3	4	5	6	7	8	9	10	11	12	13	14	15	16	17	18	19	20	21	22	23	24	25	26
Grid	43	24	29	75	40	61	67	88	64	19	16	82	65	14	71	28	42	91	99	11	2	33	72	90	66	7

1	29	43	24	40	61	67	64	19	88	82	28	16	71	7	99	2	42	72	65	11	66	14	33	91	90	75
2	24	29	43	61	40	67	64	88	19	82	7	66	28	16	71	2	42	99	65	14	91	11	33	72	90	75
3	29	24	61	43	40	67	64	19	88	82	66	7	28	16	2	71	42	65	14	99	91	33	11	72	90	75
4	29	24	43	61	40	67	64	19	88	82	66	7	28	16	2	71	14	65	91	42	99	33	11	72	75	90
5	24	29	43	40	61	67	64	88	19	82	66	7	28	2	14	16	91	71	65	42	99	33	11	75	72	90
6	40	43	24	29	61	67	88	19	64	66	82	7	14	28	91	16	2	71	42	99	33	11	75	72	90	65
7	29	24	43	40	61	88	67	19	64	66	82	7	14	16	91	28	2	71	99	42	75	33	11	72	90	
8	29	40	61	24	43	67	88	19	64	82	66	7	91	16	14	28	2	75	71	42	99	33	11	72	90	
9	29	43	40	61	24	19	88	64	67	66	82	7	75	16	91	28	71	42	2	14	99	33	11	72	90	
10	24	29	40	43	61	88	19	67	64	66	82	7	75	91	16	28	2	71	42	14	99	33	11	72	90	

L
a
p
s

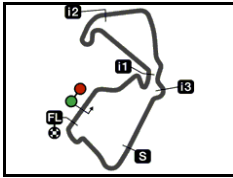
Winner



Lapped rider

DORNA DATA PROCESSING TIMING SERVICE DORNA DATA PROCESSING TIMING SERVICE DORNA DATA PROCESSING TIMING SERVICE DORNA DATA PROCESSING TIMING SERVICE DORNA DATA PROCESSING TIMING SERVICE DORNA DATA PROCESSING TIMING SERVICE DORNA DATA PROCESSING TIMING SERVICE DORNA DATA PROCCEESSS




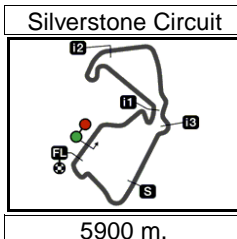


5900 m.

SILVERSTONE - ROUND 5**Race Nr. 1****Fastest Lap of Each Rider**

23

	<i>Rider</i>	<i>Nation</i>	<i>Team</i>	<i>Motorcycle</i>	<i>Time</i>	<i>Lap Total</i>	<i>Gap</i>
1	75 Filip SUROWIAK	GBR	Team City Lifting / RS Racing	HONDA	2'20.390	7 10	
2	40 Julian CORREA	USA	Microlise Cresswell Racing	HONDA	2'20.669	5 10	0.279 0.279
3	88 Mason FOSTER	GBR	BRP Racing	HONDA	2'20.713	5 10	0.323 0.044
4	29 Lucas BROWN	GBR	SENCAT Talent Team / Mortimer Ra	HONDA	2'20.751	7 10	0.361 0.038
5	24 Ryan FROST	GBR	Fibre Tec Honda	HONDA	2'20.798	5 10	0.408 0.047
6	43 Amanuel BRINTON	GBR	Kovara Projects / RS Racing	HONDA	2'20.810	5 10	0.420 0.012
7	19 Scott MCPHEE	GBR	SMP Racing	HONDA	2'20.823	3 10	0.433 0.013
8	61 Harrison MACKAY	GBR	Wilson Racing / HMR	HONDA	2'20.867	8 10	0.477 0.044
9	64 Clayton EDMUNDS	GBR	Team City Lifting / RS Racing	HONDA	2'21.234	3 10	0.844 0.367
10	67 George BOWES	GBR	GB67 Racing	HONDA	2'21.260	5 10	0.870 0.026
11	66 Ronnie HARRIS	GBR	Kovara Projects / RS Racing	HONDA	2'21.339	2 10	0.949 0.079
12	82 Kyle PAYNE	GBR	Ilusion Racing	HONDA	2'21.543	3 10	1.153 0.204
13	7 Harley MCCABE	GBR	McCabe Racing by Motorbike Buyer	HONDA	2'21.969	6 10	1.579 0.426
14	91 Joshua RAYMOND jnr	USA	Fibre Tec Honda	HONDA	2'22.530	5 10	2.140 0.561
15	14 Bill HARRIS	GBR	Team Harris Racing / RS Racing	HONDA	2'22.637	5 10	2.247 0.107
16	2 Josh BANNISTER	GBR	Fibre Tec Honda	HONDA	2'23.097	3 10	2.707 0.460
17	65 Alexander ROWAN	GBR	Alexander Rowan Racing	HONDA	2'23.121	5 6	2.731 0.024
18	28 Charlie BARNES	GBR	SENCAT Talent Team / Mortimer Ra	HONDA	2'23.150	3 10	2.760 0.029
19	71 Daniel GOODMAN	GBR	Fibre Tec Honda	HONDA	2'23.181	4 10	2.791 0.031
20	99 Peter WILLIS	GBR	Clonlough.ie by WM Racing	HONDA	2'23.255	7 10	2.865 0.074
21	16 Jack BURROWS	GBR	Burrows Engineering / RK Racing	HONDA	2'23.359	4 10	2.969 0.104
22	42 Ben JOLLIFFE	GBR	Wilson Racing	HONDA	2'23.420	8 10	3.030 0.061
23	33 Eli BANISH	USA	Fibre Tec Honda	HONDA	2'23.887	3 10	3.497 0.467
24	11 Iwan JONES	GBR	Jones Brothers Racing	HONDA	2'24.158	5 10	3.768 0.271
25	72 Samuel MUNSON	GBR	Wilson Racing	HONDA	2'25.587	3 10	5.197 1.429
26	90 Aeziah DIVINE	BMU	SENCAT Talent Team / Mortimer Ra	HONDA	2'26.542	10 10	6.152 0.955



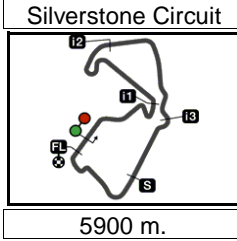
5900 m.

SILVERSTONE - ROUND 5

After the Race Nr. 1

Event Best Maximum Speed**24**

<i>Rider</i>	<i>Nation Team</i>	<i>Motorcycle</i>	<i>Km/h</i>
61 Harrison MACKAY	GBR Wilson Racing / HMR	HONDA	209.3 Free Practice Nr. 1
88 Mason FOSTER	GBR BRP Racing	HONDA	209.3 Race Nr. 1
7 Harley MCCABE	GBR McCabe Racing by Motorbike Buy	HONDA	209.3 Race Nr. 1
40 Julian CORREA	USA Microlise Cresswell Racing	HONDA	208.8 Race Nr. 1
11 Iwan JONES	GBR Jones Brothers Racing	HONDA	208.8 Race Nr. 1
67 George BOWES	GBR GB67 Racing	HONDA	208.4 Race Nr. 1
19 Scott MCPHEE	GBR SMP Racing	HONDA	208.0 Race Nr. 1
64 Clayton EDMUNDS	GBR Team City Lifting / RS Racing	HONDA	208.0 Race Nr. 1
65 Alexander ROWAN	GBR Alexander Rowan Racing	HONDA	208.0 Race Nr. 1
66 Ronnie HARRIS	GBR Kovara Projects / RS Racing	HONDA	208.0 Qualifying Practice
14 Bill HARRIS	GBR Team Harris Racing / RS Racing	HONDA	207.6 Race Nr. 1
43 Amanuel BRINTON	GBR Kovara Projects / RS Racing	HONDA	207.6 Race Nr. 1
91 Joshua RAYMOND jnr	USA Fibre Tec Honda	HONDA	207.2 Race Nr. 1
71 Daniel GOODMAN	GBR Fibre Tec Honda	HONDA	206.8 Race Nr. 1
24 Ryan FROST	GBR Fibre Tec Honda	HONDA	206.8 Race Nr. 1
99 Peter WILLIS	GBR Clonlough.ie by WM Racing	HONDA	206.5 Race Nr. 1
75 Filip SUROWIAK	GBR Team City Lifting / RS Racing	HONDA	206.5 Free Practice Nr. 2
29 Lucas BROWN	GBR SENCAT Talent Team / Mortimer	HONDA	205.7 Race Nr. 1
42 Ben JOLLIFFE	GBR Wilson Racing	HONDA	205.3 Race Nr. 1
72 Samuel MUNSON	GBR Wilson Racing	HONDA	204.9 Race Nr. 1
16 Jack BURROWS	GBR Burrows Engineering / RK Racing	HONDA	204.9 Race Nr. 1
33 Eli BANISH	USA Fibre Tec Honda	HONDA	204.5 Race Nr. 1
2 Josh BANNISTER	GBR Fibre Tec Honda	HONDA	204.1 Race Nr. 1
82 Kyle PAYNE	GBR Ilusion Racing	HONDA	203.3 Qualifying Practice
28 Charlie BARNES	GBR SENCAT Talent Team / Mortimer	HONDA	202.2 Free Practice Nr. 1
90 Aeziah DIVINE	BMU SENCAT Talent Team / Mortimer	HONDA	195.6 Race Nr. 1



SILVERSTONE - ROUND 5

Race Nr. 1

Chronological Analysis of Performances

25

* Lap / Sector time cancelled

T1 Time from finish line to 1st intermediate

T3 Time from 2nd intermed. to 3rd intermed.

P Crossing the finish line in pit lane

T2 Time from 1st intermed. to 2nd intermed.

T4 Time from 3rd intermediate to finish line

Lap	Lap Time	T1	T2	T3	T4	Speed	Lap	Lap Time	T1	T2	T3	T4	Speed
1st 24 Ryan FROST Fibre Tec Honda GBR Runs=1 Total laps=10 Full laps=9 Valid laps=7							6 2'21.217 31.379 36.084 28.131 45.623 204.9						
1	2'24.917	34.004	36.745	27.835	46.333	201.1	7	2'21.188	31.657	36.003	27.975	45.553	203.3
2	2'21.422	31.566	36.187	28.015	45.654	201.4	8	2'21.499	31.839	36.253	27.886	45.521	207.6
3	2'21.571	31.511	36.477	27.867	45.716	200.0	9	2'21.060	31.331	36.222	27.736	45.771	198.5
4	2'21.340	31.288	36.711	27.670	45.671	198.8	10	2'22.031	31.683	36.596	28.073	45.679	197.0
5	2'20.798	30.893	36.506	27.643	45.756	198.5	5th 61 Harrison MACKAY Wilson Racing / HMR GBR Runs=1 Total laps=10 Full laps=9 Valid laps=8						
6	2'21.495	31.371	36.465	27.720	45.939	198.5	1	2'25.110	35.114	36.127	27.906	45.963	207.2
7	2'21.035	31.105	36.365	27.947	45.618	199.6	2	2'21.465	31.749	36.169	27.935	45.612	206.1
8	2'21.424	31.685	36.278	27.931	45.530	206.1	3	2'21.567	31.675	36.211	27.865	45.816	204.1
9	2'21.744 *	31.914	35.915	28.111	45.804*	202.2	4	2'21.576	31.639	36.221	27.851	45.865	198.1
10	2'21.154 *	31.63*	36.271	28.224	45.026	206.8	5	2'21.056	31.585	36.194	27.577	45.700	206.8
2nd 29 Lucas BROWN SENCAT Talent Team GBR Runs=1 Total laps=10 Full laps=9 Valid laps=9							6	2'21.043	31.352	36.146	27.911	45.634	208.8
1	2'24.588	34.646	36.413	27.745	45.784	205.7	7	2'21.127	31.638	36.028	27.932	45.529	207.6
2	2'21.812	31.656	36.405	27.827	45.924	198.1	8	2'20.867	31.498	36.243	27.554	45.572	204.9
3	2'21.371	31.264	36.674	27.595	45.838	198.5	9	2'21.657	31.936	36.146	27.927	45.648	205.7
4	2'21.403	31.354	36.764	27.784	45.501	201.1	10	2'21.859 *	31.637	36.482	28.127	45.613*	203.0
5	2'20.956	31.300	36.431	27.467	45.758	200.0	6th 88 Mason FOSTER BRP Racing GBR Runs=1 Total laps=10 Full laps=9 Valid laps=9						
6	2'21.523	31.131	36.622	28.131	45.639	204.5	1	2'27.390	36.235	36.869	28.295	45.991	201.4
7	2'20.751	31.710	36.056	27.828	45.157	204.9	2	2'21.687	31.442	36.370	27.814	46.061	205.3
8	2'21.216	31.355	36.712	27.540	45.609	197.8	3	2'21.315	31.420	36.238	27.720	45.937	198.8
9	2'21.545	31.708	36.361	27.925	45.551	203.3	4	2'21.043	31.157	36.337	27.653	45.896	202.2
10	2'21.837	31.841	36.540	27.891	45.565	201.4	5	2'20.713	31.284	36.077	27.691	45.661	206.8
3rd 40 Julian CORREA Microlise Cresswell Ra USA Runs=1 Total laps=10 Full laps=9 Valid laps=9							6	2'21.721	31.577	36.241	27.984	45.919	207.2
1	2'25.030	34.981	36.237	27.723	46.089	208.8	7	2'21.598	31.448	36.245	27.848	46.057	200.0
2	2'21.717	32.000	35.941	27.878	45.898	203.3	8	2'22.271	31.388	36.444	27.917	46.522	198.1
3	2'21.616	31.756	36.061	28.021	45.778	206.5	9	2'22.692	31.489	36.938	28.366	45.899	209.3
4	2'21.569	31.639	36.145	27.990	45.795	198.8	10	2'22.433	31.761	36.739	27.953	45.980	203.0
5	2'20.669	31.261	36.268	27.790	45.350	205.3	7th 19 Scott MCPHEE SMP Racing GBR Runs=1 Total laps=10 Full laps=9 Valid laps=9						
6	2'20.839	31.324	36.131	27.649	45.735	203.3	1	2'27.181	36.118	37.263	27.596	46.204	200.3
7	2'21.347	31.510	36.109	27.546	46.182	197.4	2	2'22.166	31.578	36.480	27.651	46.457	200.3
8	2'20.970	31.370	36.274	27.411	45.915	199.2	3	2'20.823	31.446	36.188	27.383	45.806	200.7
9	2'21.641	31.493	36.393	27.569	46.186	198.5	4	2'20.953	31.606	36.257	27.416	45.674	202.2
10	2'21.737	32.135	36.269	27.495	45.838	201.8	5	2'21.129	31.468	36.406	27.322	45.933	202.6
4th 43 Amanuel BRINTON Kovara Projects / RS GBR Runs=1 Total laps=10 Full laps=9 Valid laps=8							6	2'21.693	31.697	36.447	27.696	45.853	203.0
1	2'24.655	34.492	36.315	27.897	45.951	202.2	7	2'21.767	31.790	36.620	27.640	45.717	208.0
2	2'21.847	31.489	36.495	28.006	45.857	198.5	8	2'22.143	31.685	36.375	27.642	46.441	199.2
3	2'21.737	31.544	36.180	28.242	45.771	202.6	9	2'22.458	31.731	36.827	27.924	45.976	208.0
4	2'21.211 *	31.245	36.438	28.089	45.439*	203.0	10	2'22.827	32.066	36.422	27.947	46.392	199.6
5	2'20.810	31.375	36.119	27.595	45.721	200.3							

Fastest Lap: Filip SUROWIAK

Team City Lifting / RS GBR

2'20.390

31.253

36.069

27.499

45.569

DORNA DATA PROCESSING TIMING SERVICE DORNA DATA PROCESSING TIMING SERVICE DORNA DATA PROCESSING TIMING SERVICE DORNA DATA PROCESSING TIMING SERVICE DORNA DATA PROCESSING TIMING SERVICE DORNA DATA PROCESSING TIMING SERVICE DORNA DATA PROCESSING TIMING SERVICE DORNA DATA PROCESSING TIMING SERVICE DORNA DATA PROCCEESS

Lap	Lap Time	T1	T2	T3	T4	Speed	Lap	Lap Time	T1	T2	T3	T4	Speed
8th	67	George BOWES GB67 Racing GBR					3	2'22.420	32.069	36.659	27.727	45.965	197.4
		Runs=1	Total laps=10	Full laps=9	Valid laps=9		4	2'22.118	31.654	36.740	27.685	46.039	197.8
1	2'25.522	35.531	36.091	27.812	46.088	208.0	5	2'22.179	31.716	36.582	27.915	45.966	200.7
2	2'21.620	31.715	36.148	27.921	45.836	204.9	6	2'21.969	31.510	36.723	27.714	46.022	203.7
3	2'21.496	31.557	36.225	27.873	45.841	207.2	7	2'22.242	31.967	36.734	27.696	45.845	201.4
4	2'21.691	31.562	36.304	27.920	45.905	205.7	8	2'22.230	31.778	36.687	27.817	45.948	203.0
5	2'21.260	31.439	36.193	27.680	45.948	204.5	9	2'22.315	31.938	36.681	27.744	45.952	203.3
6	2'22.104	31.937	36.371	27.886	45.910	202.2	10	2'22.341	31.936	36.619	27.882	45.904	200.3
7	2'21.959	32.134	36.314	27.596	45.915	208.4							
8	2'21.985	31.521	36.456	28.002	46.006	205.7	13th	75	Filip SUROWIAK Team City Lifting / RS GBR				
9	2'23.286	32.203	36.256	27.949	46.878	200.0			Runs=1	Total laps=10	Full laps=9	Valid laps=9	
10	2'22.405	31.796	36.397	28.085	46.127	208.0	1	2'50.598	1'00.265	36.505	27.470	46.358	200.3
							2	2'21.212	31.427	36.338	27.436	46.011	198.5
9th	64	Clayton EDMUNDS Team City Lifting / RS GBR					3	2'20.845	31.404	36.209	27.506	45.726	199.2
		Runs=1	Total laps=10	Full laps=9	Valid laps=8		4	2'20.993	31.539	36.328	27.427	45.699	200.0
1	2'25.850	35.341	36.356	27.859	46.294	208.0	5	2'21.094	31.369	36.324	27.630	45.771	201.1
2	2'21.748	31.649	36.069	28.017	46.013	199.2	6	2'20.758	31.449	36.289	27.424	45.596	200.3
3	2'21.234	31.385	36.226	27.722	45.901	205.3	7	2'20.390	31.253	36.069	27.499	45.569	200.7
4	2'21.559	31.648	36.266	27.827	45.818	204.5	8	2'20.841	31.313	36.162	27.473	45.893	205.3
5	2'21.381	31.588	36.085	27.685	46.023	202.6	9	2'21.156	31.487	36.317	27.439	45.913	200.3
6	2'22.298	31.442	36.409	27.858	46.589	199.2	10	2'21.209	31.411	36.555	27.713	45.530	202.2
7	2'21.839	32.017	36.319	27.750	45.753	202.6							
8	2'22.093	31.590	36.437	27.900	46.166	204.5	14th	91	Joshua RAYMOND j Fibre Tec Honda USA				
9	2'22.544	32.093	36.213	28.117	46.121	205.3			Runs=1	Total laps=10	Full laps=9	Valid laps=9	
10	2'22.854 *	32.009	36.608*	27.989	46.248	200.3	1	2'31.583	38.347	37.170	28.755	47.311	207.2
							2	2'23.659	32.187	36.624	28.322	46.526	203.7
10th	66	Ronnie HARRIS Kovara Projects / RS GBR					3	2'23.614	32.369	36.740	28.174	46.331	204.9
		Runs=1	Total laps=10	Full laps=9	Valid laps=9		4	2'22.869	32.002	36.579	28.071	46.217	206.1
1	2'30.880	38.458	37.107	28.570	46.745	203.7	5	2'22.530	31.857	36.576	27.993	46.104	206.1
2	2'21.339	31.726	36.316	27.603	45.694	200.7	6	2'23.480	32.237	36.718	28.158	46.367	203.7
3	2'21.506	31.455	36.431	27.595	46.025	197.4	7	2'24.461	32.159	36.737	28.343	47.222	201.4
4	2'22.557	31.839	36.716	27.761	46.241	199.2	8	2'23.999	32.212	36.705	28.209	46.873	202.2
5	2'22.409	31.833	36.770	27.740	46.066	199.6	9	2'24.090	32.596	36.599	28.360	46.535	200.3
6	2'21.787	31.828	36.325	27.691	45.943	198.8	10	2'24.252	32.327	36.457	28.375	47.093	200.3
7	2'22.211	31.626	36.647	27.848	46.090	198.8							
8	2'22.416	31.695	36.764	27.768	46.189	200.0	15th	16	Jack BURROWS Burrows Engineering / GBR				
9	2'22.179	31.878	36.427	27.785	46.089	200.7			Runs=1	Total laps=10	Full laps=9	Valid laps=9	
10	2'22.208	31.871	36.354	27.953	46.030	200.3	1	2'28.956	36.008	37.932	28.578	46.438	204.9
							2	2'23.829	31.969	37.355	27.975	46.530	201.1
11th	82	Kyle PAYNE Illusion Racing GBR					3	2'23.444	32.013	36.873	28.170	46.388	201.4
		Runs=1	Total laps=10	Full laps=9	Valid laps=9		4	2'23.359	31.875	36.985	28.164	46.335	200.7
1	2'27.608	36.389	36.953	27.982	46.284	197.8	5	2'24.519	32.069	37.127	28.053	47.270	201.8
2	2'21.866	31.490	36.340	27.793	46.243	200.7	6	2'23.791	32.238	37.111	28.403	46.039	203.3
3	2'21.543	31.574	36.184	27.669	46.116	201.1	7	2'24.060	31.909	36.991	28.368	46.792	202.2
4	2'22.456	31.487	36.677	27.942	46.350	198.8	8	2'24.286	31.673	37.031	28.449	47.133	191.8
5	2'24.011	31.734	37.258	28.010	47.009	196.0	9	2'23.793	32.082	36.827	28.214	46.670	197.8
6	2'23.183	31.739	36.956	28.158	46.330	194.5	10	2'24.679	31.870	37.032	28.639	47.138	195.2
7	2'22.309	31.724	36.500	27.915	46.170	201.1							
8	2'22.075	31.571	36.588	27.977	45.939	203.0	16th	28	Charlie BARNES SENCAT Talent Team GBR				
9	2'22.436	31.713	36.738	27.842	46.143	201.4			Runs=1	Total laps=10	Full laps=9	Valid laps=6	
10	2'22.228	31.489	36.743	27.897	46.099	198.5	1	2'28.688	36.987	37.110	28.070	46.521	197.0
							2	2'24.030	32.022	37.272	27.936	46.800	195.6
12th	7	Harley MCCABE McCabe Racing by Mo GBR					3	2'23.150	32.160	36.660	27.974	46.356	192.8
		Runs=1	Total laps=10	Full laps=9	Valid laps=9		4	2'23.408	31.886	36.963	27.999	46.560	193.8
1	2'29.642	37.965	37.017	28.682	45.978	209.3	5	2'24.199 *	31.871	36.960	28.183	47.185*	190.8
2	2'22.495	31.780	36.549	27.766	46.400	198.1	6	2'23.999 *	32.62*	36.832	28.051	46.493	196.0

Fastest Lap: Filip SUROWIAK Team City Lifting / RS GBR **2'20.390** 31.253 36.069 27.499 45.569

DORNA DATA PROCESSING TIMING SERVICE DORNA DATA PROCESSING TIMING SERVICE DORNA DATA PROCESSING TIMING SERVICE DORNA DATA PROCESSING TIMING SERVICE DORNA DATA PROCESSING TIMING SERVICE DORNA DATA PROCESSING TIMING SERVICE DORNA DATA PROCESSING TIMING SERVICE DORNA DATA PROCCESSS

Race Nr. 1

BTC

Lap	Lap Time	T1	T2	T3	T4	Speed
7	2'24.757 *	31.793	37.207	28.189	47.568*	194.9
8	2'24.320	31.887	36.926	27.964	47.543	192.1
9	2'23.807	31.935	36.860	28.120	46.892	196.7
10	2'24.691	31.613	37.086	28.594	47.398	198.5

17th 2 Josh BANNISTER Fibre Tec Honda GBR
Runs=1 Total laps=10 Full laps=9 Valid laps=9

1	2'29.898	37.290	37.301	28.536	46.771	203.7
2	2'23.311	31.750	36.939	28.245	46.377	198.5
3	2'23.097	31.790	36.828	28.122	46.357	198.8
4	2'23.390	31.910	36.993	28.140	46.347	200.0
5	2'23.877	31.584	36.873	28.288	47.132	189.1
6	2'24.514	32.202	37.409	28.436	46.467	197.0
7	2'24.302	31.967	36.920	28.283	47.132	198.8
8	2'24.236	32.254	36.712	28.044	47.226	197.4
9	2'24.139	32.516	37.140	28.170	46.313	204.1
10	2'24.349	32.227	36.751	28.386	46.985	196.7

18th 71 Daniel GOODMAN Fibre Tec Honda GBR
Runs=1 Total laps=10 Full laps=9 Valid laps=9

1	2'29.261	37.218	37.397	28.402	46.244	206.8
2	2'23.790	32.000	37.067	28.239	46.484	203.3
3	2'24.670	32.240	37.506	28.631	46.293	203.0
4	2'23.181	31.730	37.201	27.929	46.321	200.3
5	2'23.474	31.627	37.159	28.037	46.651	202.2
6	2'24.056	32.507	36.991	28.243	46.315	204.5
7	2'24.083	31.980	36.718	28.377	47.008	205.7
8	2'24.382	32.479	36.622	28.057	47.224	206.1
9	2'23.570	32.434	36.697	28.151	46.288	203.7
10	2'24.741	32.000	36.730	28.659	47.352	202.6

19th 42 Ben JOLLIFFE Wilson Racing GBR
Runs=1 Total laps=10 Full laps=9 Valid laps=9

1	2'30.001	37.575	37.327	28.589	46.510	204.9
2	2'23.706	32.081	36.690	28.479	46.456	203.0
3	2'24.114	32.091	37.039	28.384	46.600	200.0
4	2'24.207	32.357	37.407	28.172	46.271	202.2
5	2'23.547	31.920	36.874	28.212	46.541	200.0
6	2'23.985	32.392	37.057	28.251	46.285	199.6
7	2'24.012	31.938	36.875	28.345	46.854	196.3
8	2'23.420	32.057	36.799	28.259	46.305	201.1
9	2'23.607	32.479	36.879	28.010	46.239	205.3
10	2'24.699	32.249	36.645	28.498	47.307	196.7

20th 14 Bill HARRIS Team Harris Racing/ GBR
Runs=1 Total laps=10 Full laps=9 Valid laps=9

1	2'31.057	38.024	37.167	28.649	47.217	207.6
2	2'23.379	32.083	36.244	28.163	46.889	203.0
3	2'23.705	31.903	36.550	28.171	47.081	197.0
4	2'22.942	32.175	36.432	28.114	46.221	200.0
5	2'22.637	31.679	36.532	27.926	46.500	201.8
6	2'23.515	31.921	36.971	28.156	46.467	196.0
7	2'24.139	31.962	36.861	28.396	46.920	196.3
8	2'24.962	32.114	37.049	28.402	47.397	196.0
9	2'24.528	32.842	36.370	28.419	46.897	199.2
10	2'24.525	32.299	36.152	28.827	47.247	202.2

21st 99 Peter WILLIS Clonlough.ie by WM R GBR
Runs=1 Total laps=10 Full laps=9 Valid laps=9

1	2'29.771	36.968	37.344	28.506	46.953	204.1
2	2'24.314	32.204	36.908	28.480	46.722	204.1
3	2'24.454	32.467	36.746	28.312	46.929	201.4
4	2'24.190	31.990	37.178	28.243	46.779	200.7
5	2'23.762	32.000	36.805	28.183	46.774	198.1
6	2'23.455	32.081	36.750	28.119	46.505	201.4
7	2'23.255	31.793	36.579	28.207	46.676	200.0
8	2'23.969	31.948	36.602	28.115	47.304	206.5
9	2'23.902	32.468	36.782	28.273	46.379	203.3
10	2'24.457	32.185	36.531	28.552	47.189	203.0

22nd 33 Eli BANISH Fibre Tec Honda USA
Runs=1 Total laps=10 Full laps=9 Valid laps=9

1	2'31.393	37.861	37.621	29.052	46.859	204.5
2	2'24.622	32.109	37.083	28.631	46.799	203.3
3	2'23.887	32.282	36.795	28.380	46.430	198.8
4	2'24.138	32.059	37.105	28.302	46.672	198.5
5	2'24.518	31.919	37.062	28.371	47.166	197.4
6	2'24.783	32.046	37.371	28.690	46.676	195.6
7	2'24.174	31.976	37.285	28.472	46.441	198.1
8	2'25.056	32.132	37.267	29.036	46.621	196.3
9	2'24.905	32.189	37.248	28.506	46.962	197.0
10	2'25.286	32.508	37.267	28.871	46.640	198.5

23rd 11 Iwan JONES Jones Brothers Racin GBR
Runs=1 Total laps=10 Full laps=9 Valid laps=9

1	2'30.834	37.874	37.251	28.889	46.820	208.8
2	2'25.000	32.448	37.064	28.598	46.890	199.6
3	2'24.546	32.210	36.973	28.666	46.697	199.2
4	2'24.205	32.111	37.075	28.359	46.660	198.8
5	2'24.158	31.921	37.154	28.288	46.795	197.8
6	2'24.803	32.110	37.027	28.561	47.105	193.8
7	2'24.290	32.169	37.136	28.475	46.510	198.8
8	2'24.918	32.003	37.121	28.687	47.107	196.3
9	2'24.890	32.257	37.083	28.620	46.930	197.8
10	2'25.140	32.135	37.297	28.722	46.986	193.5

24th 72 Samuel MUNSON Wilson Racing GBR
Runs=1 Total laps=10 Full laps=9 Valid laps=9

1	2'30.250	37.664	37.185	28.466	46.935	204.9
2	2'25.869	32.547	37.503	28.558	47.261	197.4
3	2'25.587	32.504	37.309	28.469	47.305	194.5
4	2'27.222	32.499	38.195	28.715	47.813	191.8
5	2'27.810	33.133	38.125	29.022	47.530	192.8
6	2'27.960	32.669	38.209	28.705	48.377	188.4
7	2'27.419	32.855	38.148	28.717	47.699	190.1
8	2'28.422	33.392	38.248	28.880	47.902	191.1
9	2'28.034	33.006	38.051	28.979	47.998	191.8
10	2'28.146	33.107	38.060	29.095	47.884	190.8

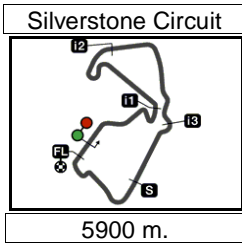
25th 90 Aeziah DIVINE SENCAT Talent Team BMU
Runs=1 Total laps=10 Full laps=9 Valid laps=9

1	2'34.746	38.676	38.233			191.8
2	2'29.121	33.015	38.352			188.4

Fastest Lap: Filip SUROWIAK Team City Lifting / RS GBR 2'20.390 31.253 36.069 27.499 45.569

DORNA DATA PROCESSING TIMING SERVICE DORNA DATA PROCESSING TIMING SERVICE DORNA DATA PROCESSING TIMING SERVICE DORNA DATA PROCESSING TIMING SERVICE DORNA DATA PROCESSING TIMING SERVICE DORNA DATA PROCESSING TIMING SERVICE DORNA DATA PROCESSING TIMING SERVICE DORNA DATA PROCCESSS





Results and timing service provided by TISSOT

BTC

SILVERSTONE - ROUND 5

Official Starting Grid

Race : 10 laps = 59 km

9

25

66 Ronnie HARRIS
Honda

26

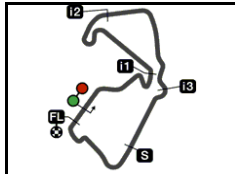
7 Harley MCCABE
Honda

The results are provisional until the end of the limit for protest and appeals and until the ratification of the Event Management Committee.

Time limit for protest expires 60' at the latest after publication of the results - Time:

DORNA DATA PROCESSING TIMING SERVICE DORNA DATA PROCESSING TIMING SERVICE DORNA DATA PROCESSING TIMING SERVICE DORNA DATA PROCESSING TIMING SERVICE DORNA DATA PROCESSING TIMING SERVICE DORNA DATA PROCESSING TIMING SERVICE DORNA DATA PROCESSING TIMING SERVICE DORNA DATA PROCESSING TIMING SERVICE DORNA DATA PROCESSING TIMING SERVICE DORNA DATA PROCCEESSS





5900 m.

SILVERSTONE - ROUND 5


Race Nr. 1

Top Speed & Average

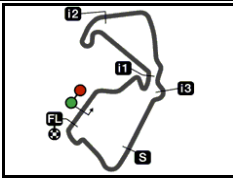


Rider	Nation	Motorcycle	Top 5 speeds					Average	Top
7 Harley MCCABE	GBR	HONDA	209.3	203.7	203.3	203.0	201.4	204.1	209.3
88 Mason FOSTER	GBR	HONDA	209.3	207.2	206.8	205.3	203.0	206.3	209.3
11 Iwan JONES	GBR	HONDA	208.8	199.6	199.2	198.8	198.8	201.0	208.8
40 Julian CORREA	USA	HONDA	208.8	206.5	205.3	203.3	203.3	205.4	208.8
61 Harrison MACKAY	GBR	HONDA	208.8	207.6	207.2	206.8	206.1	207.3	208.8
67 George BOWES	GBR	HONDA	208.4	208.0	208.0	207.2	205.7	207.2	208.4
19 Scott MCPHEE	GBR	HONDA	208.0	208.0	203.0	202.6	202.2	204.8	208.0
64 Clayton EDMUNDS	GBR	HONDA	208.0	205.3	205.3	204.5	204.5	205.5	208.0
65 Alexander ROWAN	GBR	HONDA	208.0	208.0	205.3	204.1	203.7	205.8	208.0
14 Bill HARRIS	GBR	HONDA	207.6	203.0	202.2	201.8	200.0	202.9	207.6
43 Amanuel BRINTON	GBR	HONDA	207.6	204.9	203.3	203.0	202.6	204.3	207.6
91 Joshua RAYMOND jnr	USA	HONDA	207.2	206.1	206.1	204.9	203.7	205.3	207.2
24 Ryan FROST	GBR	HONDA	206.8	206.1	202.2	201.4	201.1	203.5	206.8
71 Daniel GOODMAN	GBR	HONDA	206.8	206.1	205.7	204.5	203.7	205.4	206.8
99 Peter WILLIS	GBR	HONDA	206.5	204.1	204.1	203.3	203.0	204.2	206.5
29 Lucas BROWN	GBR	HONDA	205.7	204.9	204.5	203.3	201.4	204.0	205.7
42 Ben JOLLIFFE	GBR	HONDA	205.3	204.9	203.0	202.2	201.1	203.3	205.3
75 Filip SUROWIAK	GBR	HONDA	205.3	202.2	201.1	200.7	200.3	201.5	205.3
16 Jack BURROWS	GBR	HONDA	204.9	203.3	202.2	201.8	201.4	202.7	204.9
72 Samuel MUNSON	GBR	HONDA	204.9	197.4	194.5	192.8	191.8	195.5	204.9
33 Eli BANISH	USA	HONDA	204.5	203.3	198.8	198.5	198.5	200.7	204.5
2 Josh BANNISTER	GBR	HONDA	204.1	203.7	200.0	198.8	198.8	201.1	204.1
66 Ronnie HARRIS	GBR	HONDA	203.7	200.7	200.7	200.3	200.0	201.1	203.7
82 Kyle PAYNE	GBR	HONDA	203.0	201.4	201.1	201.1	200.7	201.5	203.0
28 Charlie BARNES	GBR	HONDA	198.5	197.0	196.7	196.0	195.6	196.8	198.5
90 Aeziah DIVINE	BMU	HONDA	195.6	195.2	194.9	193.8	193.2	194.5	195.6

Silverstone Circuit

Results and timing service provided by 

BTC




5900 m.

SILVERSTONE - ROUND 5

Race Nr. 1

Fastest Laps Sequence

<i>Lap</i>	<i>Race Time</i>	 <i>Rider</i>	<i>Nation</i>	<i>Motorcycle</i>	<i>Time</i>	<i>Km/h</i>	<i>Riders's Lap</i>
2	4'46.339	24 Ryan FROST	GBR	HONDA	2'21.422	150.1	2
2	4'52.219	66 Ronnie HARRIS	GBR	HONDA	2'21.339	150.2	2
2	5'11.810	75 Filip SUROWIAK	GBR	HONDA	2'21.212	150.4	2
3	7'10.170	19 Scott MCPHEE	GBR	HONDA	2'20.823	150.8	3
5	11'50.048	24 Ryan FROST	GBR	HONDA	2'20.798	150.8	5
5	11'50.601	40 Julian CORREA	USA	HONDA	2'20.669	150.9	5
7	16'55.890	75 Filip SUROWIAK	GBR	HONDA	2'20.390	151.2	7

DORNA DATA PROCESSING TIMING SERVICE DORNA DATA PROCESSING TIMING SERVICE DORNA DATA PROCESSING TIMING SERVICE DORNA DATA PROCESSING TIMING SERVICE DORNA DATA PROCESSING TIMING SERVICE DORNA DATA PROCESSING TIMING SERVICE DORNA DATA PROCESSING TIMING SERVICE DORNA DATA PROCESSING TIMING SERVICE DORNA DATA PROCESSING TIMING SERVICE DORNA DATA PROCCESSSS



Silverstone, Saturday, August 03, 2024