

5900 m.

SILVERSTONE - ROUND 5

Free Practice Nr. 2

Classification

9

Rider	Nation	Team	Motorcycle	Time	Lap	Total	Gap	Top Speed
1	43	Amanuel BRINTON	GBR Kovara Projects / RS Racing	HONDA	2'19.916	11 11		199.2
2	29	Lucas BROWN	GBR SENCAT Talent Team / Mortimer	HONDA	2'20.740	4 11	0.824 0.824	202.6
3	24	Ryan FROST	GBR Fibre Tec Honda	HONDA	2'20.905	11 11	0.989 0.165	202.2
4	75	Filip SUROWIAK	GBR Team City Lifting / RS Racing	HONDA	2'21.019	8 11	1.103 0.114	206.5
5	66	Ronnie HARRIS	GBR Kovara Projects / RS Racing	HONDA	2'21.114	11 11	1.198 0.095	203.3
6	40	Julian CORREA	USA Microlise Cresswell Racing	HONDA	2'22.103	4 11	2.187 0.989	200.7
7	88	Mason FOSTER	GBR BRP Racing	HONDA	2'22.157	6 11	2.241 0.054	198.8
8	7	Harley MCCABE	GBR McCabe Racing by Motorbike Buye	HONDA	2'22.188	11 11	2.272 0.031	199.6
9	61	Harrison MACKAY	GBR Wilson Racing / HMR	HONDA	2'22.340	6 11	2.424 0.152	203.0
10	19	Scott MCPHEE	GBR SMP Racing	HONDA	2'22.468	8 11	2.552 0.128	202.6
11	67	George BOWES	GBR GB67 Racing	HONDA	2'22.747	4 10	2.831 0.279	200.3
12	64	Clayton EDMUNDS	GBR Team City Lifting / RS Racing	HONDA	2'22.835	10 10	2.919 0.088	202.6
13	71	Daniel GOODMAN	GBR Fibre Tec Honda	HONDA	2'22.988	8 10	3.072 0.153	203.0
14	16	Jack BURROWS	GBR Burrows Engineering / RK Racing	HONDA	2'23.534	11 11	3.618 0.546	203.0
15	91	Joshua RAYMOND jnr	USA Fibre Tec Honda	HONDA	2'23.648	5 11	3.732 0.114	205.3
16	2	Josh BANNISTER	GBR Fibre Tec Honda	HONDA	2'23.735	7 11	3.819 0.087	198.1
17	82	Kyle PAYNE	GBR Ilusion Racing	HONDA	2'24.010	8 10	4.094 0.275	199.6
18	28	Charlie BARNES	GBR SENCAT Talent Team / Mortimer	HONDA	2'24.417	3 10	4.501 0.407	200.7
19	42	Ben JOLLIFFE	GBR Wilson Racing	HONDA	2'24.441	7 11	4.525 0.024	201.1
20	14	Bill HARRIS	GBR Team Harris Racing / RS Racing	HONDA	2'24.694	9 11	4.778 0.253	199.2
21	33	Eli BANISH	USA Fibre Tec Honda	HONDA	2'24.713	6 11	4.797 0.019	196.7
22	65	Alexander ROWAN	GBR Alexander Rowan Racing	HONDA	2'25.049	4 10	5.133 0.336	204.5
23	11	Iwan JONES	GBR Jones Brothers Racing	HONDA	2'25.304	9 10	5.388 0.255	200.0
24	99	Peter WILLIS	GBR Clonlough.ie by WM Racing	HONDA	2'26.211	5 9	6.295 0.907	195.6
25	72	Samuel MUNSON	GBR Wilson Racing	HONDA	2'26.920	7 10	7.004 0.709	196.7
26	90	Aeziah DIVINE	BMU SENCAT Talent Team / Mortimer	HONDA	2'29.000	10 10	9.084 2.080	191.4

Practice condition: Dry

Air: 24°

Humidity: 49%

Ground: 43°

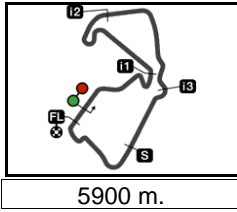
Fastest Lap: Lap: 11 | **Amanuel BRINTON** | **2'19.916** | 151.8 Km/h

The results are provisional until the end of the limit for protest and appeals.

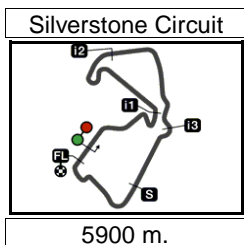
Time limit for protest expires 60' after publication of the results - Time:

DORNA DATA PROCESSING TIMING SERVICE DORNA DATA PROCESSING TIMING SERVICE DORNA DATA PROCESSING TIMING SERVICE DORNA DATA PROCESSING TIMING SERVICE DORNA DATA PROCESSING TIMING SERVICE DORNA DATA PROCESSING TIMING SERVICE DORNA DATA PROCESSING TIMING SERVICE DORNA DATA PROCESSING



**SILVERSTONE - ROUND 5****Free Practice Nr. 2****Top Speed & Average****4**

<i>Rider</i>	<i>Nation</i>	<i>Motorcycle</i>	<i>Top 5 speeds</i>					<i>Average</i>	<i>Top</i>
75 Filip SUROWIAK	GBR	HONDA	206.5	203.0	199.6	197.8	197.8	200.9	206.5
91 Joshua RAYMOND jnr	USA	HONDA	205.3	201.8	200.3	200.0	199.2	201.3	205.3
65 Alexander ROWAN	GBR	HONDA	204.5	204.1	203.0	199.6	197.4	201.7	204.5
66 Ronnie HARRIS	GBR	HONDA	203.3	201.1	200.0	200.0	200.0	200.9	203.3
16 Jack BURROWS	GBR	HONDA	203.0	200.7	198.8	197.8	197.4	199.5	203.0
61 Harrison MACKAY	GBR	HONDA	203.0	202.6	201.4	201.1	200.7	201.8	203.0
71 Daniel GOODMAN	GBR	HONDA	203.0	202.6	202.2	201.1	200.3	201.8	203.0
19 Scott MCPHEE	GBR	HONDA	202.6	201.4	200.7	199.6	199.6	200.8	202.6
29 Lucas BROWN	GBR	HONDA	202.6	199.2	198.1	195.6	195.2	197.7	202.6
64 Clayton EDMUNDS	GBR	HONDA	202.6	199.2	198.5	197.8	195.2	198.1	202.6
24 Ryan FROST	GBR	HONDA	202.2	201.4	200.7	198.8	198.1	200.2	202.2
42 Ben JOLLIFFE	GBR	HONDA	201.1	199.2	198.8	197.4	196.0	198.1	201.1
28 Charlie BARNES	GBR	HONDA	200.7	197.8	193.8	192.8	192.5	195.5	200.7
40 Julian CORREA	USA	HONDA	200.7	200.7	200.3	199.2	197.4	199.3	200.7
67 George BOWES	GBR	HONDA	200.3	198.5	198.1	198.1	197.0	198.2	200.3
11 Iwan JONES	GBR	HONDA	200.0	198.8	198.1	197.4	197.0	198.3	200.0
7 Harley MCCABE	GBR	HONDA	199.6	199.2	198.8	198.5	197.4	198.7	199.6
82 Kyle PAYNE	GBR	HONDA	199.6	197.4	197.4	196.3	196.3	197.4	199.6
14 Bill HARRIS	GBR	HONDA	199.2	196.7	196.0	194.2	194.2	196.1	199.2
43 Amanuel BRINTON	GBR	HONDA	199.2	198.5	198.1	196.7	196.3	197.8	199.2
88 Mason FOSTER	GBR	HONDA	198.8	197.8	197.4	197.4	197.0	197.7	198.8
2 Josh BANNISTER	GBR	HONDA	198.1	197.0	196.7	196.0	194.2	196.4	198.1
33 Eli BANISH	USA	HONDA	196.7	196.3	196.3	195.6	194.5	195.5	196.7
72 Samuel MUNSON	GBR	HONDA	196.7	196.3	194.9	194.5	194.2	195.3	196.7
99 Peter WILLIS	GBR	HONDA	195.6	194.5	192.8	191.8	191.4	193.2	195.6
90 Aeziah DIVINE	BMU	HONDA	191.4	191.1	189.8	188.1	188.1	189.7	191.4



Results and timing service provided by TISSOT

BTC

SILVERSTONE - ROUND 5

Free Practice Nr. 2

Chronological Analysis of Performances

5

* Lap / Sector time cancelled T1 Time from finish line to 1st intermediate T3 Time from 2nd intermed. to 3rd intermed.
 P Crossing the finish line in pit lane T2 Time from 1st intermed. to 2nd intermed. T4 Time from 3rd intermediate to finish line

Lap	Lap Time	T1	T2	T3	T4	Speed	Lap	Lap Time	T1	T2	T3	T4	Speed
1st 43 Amanuel BRINTON Kovara Projects / RS GBR Runs=1 Total laps=11 Full laps=10 Valid laps=9													
1	3'20.812	33.317	38.312	28.824	47.836	196.7	3	2'21.737	31.488	36.550	27.925	45.774	203.0
2	2'21.723 *	31.758	36.138	27.755	46.072*	198.5	4	2'21.899	31.540	36.640	27.786	45.933	196.7
3	2'21.335	31.117	36.441	27.685	46.092	194.2	5	2'22.081	31.577	36.286	27.937	46.281	195.6
4	2'21.364	31.231	36.402	28.087	45.644	195.6	6	2'22.224	31.604	36.531	27.937	46.152	197.8
5	2'24.410	31.882	37.268	28.217	47.043	194.2	7	2'23.903	31.867	37.350	28.298	46.388	197.8
6	2'22.627	31.048	36.978	27.803	46.798	199.2	8	2'21.019	31.169	36.092	27.667	46.091	197.0
7	2'22.323	31.155	36.583	28.134	46.451	190.8	9	2'21.325	31.370	36.559	27.976	45.420	199.6
8	2'22.246	30.990	36.304	28.058	46.894	193.8	10	2'21.832	31.884	36.344	27.809	45.795	196.0
9	2'20.398	31.075	35.870	27.754	45.699	196.3	11	2'21.304	31.307	36.400	27.770	45.827	194.2
10	2'22.989	31.231	36.401	28.156	47.201	192.8							
11	2'19.916	31.108	35.769	27.797	45.242	198.1							
2nd 29 Lucas BROWN SENCAT Talent Team GBR Runs=1 Total laps=11 Full laps=10 Valid laps=5													
1	2'35.844 *	36.488	38.515	29.073	45.822*	199.2							
2	2'22.757 *	31.650	36.828	28.203	46.076*	194.9							
3	2'21.689	31.339	36.567	27.835	45.948	202.6							
4	2'20.740	31.073	36.289	27.710	45.668	198.1							
5	2'21.846	31.303	36.611	27.836	46.096	193.2							
6	2'25.365	31.532	39.836	27.930	46.067	195.2							
7	2'26.331 *	32.108	40.120	28.234	45.869*	195.2							
8	2'22.939 *	31.226	36.304*	27.602	47.807*	190.1							
9	2'29.035 *	31.517	40.768	27.694	49.056*	194.2							
10	2'22.565	31.347	36.432	27.669	47.117	194.2							
11	2'22.346 *	31.076	36.202	28.387	46.681*	195.6							
3rd 24 Ryan FROST Fibre Tec Honda GBR Runs=1 Total laps=11 Full laps=10 Valid laps=10													
1	2'25.876	30.848	38.752	28.395	47.062	197.0							
2	2'23.752	31.597	37.162	28.282	46.711	197.4							
3	2'23.178	31.686	37.065	27.984	46.443	195.6							
4	2'22.663	31.454	36.826	27.947	46.436	196.7							
5	2'28.780	33.187	41.777	27.899	45.917	200.7							
6	2'21.972	31.357	36.771	27.871	45.973	198.1							
7	2'40.836	32.929	45.262	32.057	50.588	174.7							
8	2'21.902	31.488	36.621	27.977	45.816	202.2							
9	2'20.981	31.134	36.398	27.787	45.662	201.4							
10	2'20.923	31.081	36.185	27.618	46.039	196.0							
11	2'20.905	31.159	36.211	27.594	45.941	198.8							
4th 75 Filip SUROWIAK Team City Lifting / RS GBR Runs=1 Total laps=11 Full laps=10 Valid laps=9													
1	3'19.881	32.311	37.633	28.904	47.117	193.2							
2	2'23.135 *	32.376	36.977	27.925	45.857*	206.5							
5th 66 Ronnie HARRIS Kovara Projects / RS GBR Runs=1 Total laps=11 Full laps=10 Valid laps=10													
1	3'19.659	32.473	38.199	29.317	47.095	195.2							
2	2'23.182	31.789	36.594	28.270	46.529	197.8							
3	2'22.036	31.824	36.465	27.613	46.134	198.8							
4	2'21.905	31.571	36.398	28.023	45.913	198.5							
5	2'21.820	31.661	36.265	28.095	45.799	201.1							
6	2'22.465	31.542	37.250	27.795	45.878	200.0							
7	2'22.527	31.956	36.361	27.995	46.215	196.7							
8	2'22.559	31.871	36.597	28.091	46.000	200.0							
9	2'21.443	31.468	36.373	27.979	45.623	203.3							
10	2'21.831	31.779	36.281	27.826	45.945	200.0							
11	2'21.114	31.491	36.119	27.694	45.810	199.6							
6th 40 Julian CORREA Microlise Cresswell Ra USA Runs=1 Total laps=11 Full laps=10 Valid laps=9													
1	2'34.670	34.436	38.722	28.884	47.148	199.2							
2	2'24.525	32.332	37.229	28.641	46.323	200.7							
3	2'22.751	31.636	36.772	28.147	46.196	200.3							
4	2'22.103	31.724	36.567	27.813	45.999	200.7							
5	2'22.577	31.677	36.761	27.818	46.321	197.4							
6	2'23.088	31.683	36.848	27.994	46.563	196.0							
7	2'23.806	31.916	36.983	28.428	46.479	197.0							
8	2'23.383	32.159	36.845	27.791	46.588	197.4							
9	2'23.846	31.874	36.824	27.909	47.239	197.0							
10	2'26.562	32.814	36.858	28.753	48.137	186.2							
11	2'26.054 *	31.979	36.760	27.984	49.331*	169.2							
7th 88 Mason FOSTER BRP Racing GBR Runs=1 Total laps=11 Full laps=10 Valid laps=10													
1	2'28.730	32.196	37.821	29.345	47.128	198.8							
2	2'24.778	32.148	37.180	28.631	46.819	195.2							
3	2'23.864	31.804	36.976	28.415	46.669	193.5							
4	2'24.023	31.874	36.960	28.492	46.697	194.2							
5	2'22.997	31.644	36.832	28.090	46.431	197.4							
6	2'22.157	31.611	36.448	28.041	46.057	197.0							
Fastest Lap: Amanuel BRINTON Kovara Projects / RS GBR 2'19.916 31.108 35.769 27.797 45.242													

DORNA DATA PROCESSING TIMING SERVICE DORNA DATA PROCESSING TIMING SERVICE DORNA DATA PROCESSING TIMING SERVICE DORNA DATA PROCESSING TIMING SERVICE DORNA DATA PROCESSING TIMING SERVICE DORNA DATA PROCESSING TIMING SERVICE DORNA DATA PROCESSING TIMING SERVICE DORNA DATA PROCESSING TIMING SERVICE DORNA DATA PROCESSING TIMING SERVICE DORNA DATA PROCCESSS



Free Practice Nr. 2

BTC

Lap	Lap Time	T1	T2	T3	T4	Speed	Lap	Lap Time	T1	T2	T3	T4	Speed
7	2'26.911	32.077	39.197	28.651	46.986	193.5	7	2'22.984	31.694	36.656	28.291	46.343	197.0
8	2'23.582	31.654	36.903	28.427	46.598	197.4	8	2'23.011	31.799	36.640	28.204	46.368	198.1
9	2'23.875	31.884	36.773	28.173	47.045	197.8	9	2'23.140	31.640	36.912	28.202	46.386	197.0
10	2'27.471	31.661	37.750	28.575	49.485	190.1	10	2'42.723 P	32.814	37.103	32.606	1'00.200	171.1
11	2'22.905	31.419	36.514	28.076	46.896	192.8							

8th 7 Harley MCCABE McCabe Racing by Mo GBR

Runs=1 Total laps=11 Full laps=10 Valid laps=9

1	2'38.140	35.620	38.866	28.806	47.190	199.2
2	2'25.316 *	32.705	37.047	28.477	47.087*	196.7
3	2'23.897	31.920	36.887	28.187	46.903	195.6
4	2'22.595	31.671	36.903	28.016	46.005	197.4
5	2'22.385	31.701	36.736	27.938	46.010	198.8
6	2'22.551	31.893	36.512	28.044	46.102	197.0
7	2'23.005	31.423	37.332	28.060	46.190	198.5
8	2'22.968	31.794	36.928	28.208	46.038	199.6
9	2'26.457	31.439	36.468	27.913	50.637	192.1
10	2'31.795	35.275	39.435	29.150	47.935	188.8
11	2'22.188	31.616	36.535	27.912	46.125	193.8

9th 61 Harrison MACKAY Wilson Racing / HMR GBR

Runs=1 Total laps=11 Full laps=10 Valid laps=9

1	2'37.374	34.305	39.197	29.865	47.044	200.3
2	2'24.306	32.062	37.156	28.151	46.937	203.0
3	2'23.167	31.631	37.134	28.057	46.345	198.5
4	2'22.386	31.633	36.739	28.002	46.012	201.4
5	2'23.493	31.900	37.019	28.345	46.229	199.2
6	2'22.340	31.553	36.727	27.968	46.092	199.2
7	2'24.946	32.767	37.706	28.518	45.955	201.1
8	2'22.624	31.960	36.800	27.913	45.951	200.7
9	2'23.157	31.396	38.181	27.714	45.866	202.6
10	2'25.079	33.874	37.013	27.793	46.399	200.3
11	2'28.595 *	31.709	38.150	30.051	48.685*	163.6

10th 19 Scott MCPHEE SMP Racing GBR

Runs=1 Total laps=11 Full laps=10 Valid laps=8

1	2'29.491	31.516	37.807	28.979	47.088	201.4
2	2'25.778	32.892	37.171	28.696	47.019	202.6
3	2'23.939	31.733	37.183	28.226	46.797	199.6
4	2'24.744	31.821	37.047	29.309	46.567	199.6
5	2'23.715	32.063	37.109	28.052	46.491	195.6
6	2'24.245	31.885	37.162	28.163	47.035	194.5
7	2'23.386	32.210	37.071	27.851	46.254	196.7
8	2'22.468	31.447	36.802	27.927	46.292	196.7
9	2'23.316	31.890	36.554	27.916	46.956	200.7
10	2'26.911 *	31.973	36.984	28.157	49.797*	169.8
11	2'29.716 *	31.613	42.803	28.904	46.396*	194.2

11th 67 George BOWES GB67 Racing GBR

Runs=1 Total laps=10 Full laps=8 Valid laps=7

1	2'47.847	29.942	39.654	29.572	47.665	196.7
2	2'24.173	32.316	36.795	28.523	46.539	198.1
3	2'24.162 *	31.788	37.287	28.391*	46.696	196.3
4	2'22.747	31.593	36.636	28.225	46.293	198.5
5	2'22.994	31.736	36.470	28.613	46.175	200.3
6	2'25.471	31.748	37.037	29.884	46.802	196.7

12th 64 Clayton EDMUNDS Team City Lifting / RS GBR

Runs=2 Total laps=10 Full laps=7 Valid laps=7

1	3'19.538	33.363	38.209	29.458	47.158	193.2
2	2'23.784	32.515	37.015	27.882	46.372	199.2
3	2'24.035	31.802	36.819	28.518	46.896	195.2
4	2'24.207	31.949	37.096	28.532	46.630	193.8
5	2'24.530	32.177	37.157	28.569	46.627	193.8
6	2'28.698 P	32.033	37.188	29.400	50.077	185.5
7	3'58.532	34.135	36.966	28.499	46.322	197.8
8	2'23.107	31.720	36.494	28.104	46.789	202.6
9	2'22.984	32.131	36.563	28.007	46.283	195.2
10	2'22.835	31.573	36.454	28.104	46.704	198.5

13th 71 Daniel GOODMAN Fibre Tec Honda GBR

Runs=1 Total laps=10 Full laps=8 Valid laps=8

1	2'30.726	33.683	38.431	29.177	47.096	202.2
2	2'25.175	32.498	37.392	28.568	46.717	197.8
3	2'25.243	32.276	37.415	28.490	47.062	199.6
4	2'24.978	32.394	37.349	28.320	46.915	198.5
5	2'25.846	33.523	37.301	28.449	46.573	203.0
6	2'23.872	32.646	36.753	28.308	46.165	201.1
7	2'23.001	31.703	36.961	28.064	46.273	199.6
8	2'22.988	31.622	36.808	28.350	46.208	202.6
9	2'23.227	31.650	36.909	27.941	46.727	200.3
10	2'37.210 P	37.082	39.980	29.446	50.702	188.8

14th 16 Jack BURROWS Burrows Engineering / GBR

Runs=1 Total laps=11 Full laps=10 Valid laps=10

1	2'29.639	33.622	38.491	28.714	47.034	198.8
2	2'25.924	32.867	37.441	28.483	47.133	203.0
3	2'25.389	32.252	37.292	28.319	47.526	193.8
4	2'25.068	32.231	37.641	28.519	46.677	200.7
5	2'24.992	32.203	37.637	28.403	46.749	196.3
6	2'24.165	32.027	37.304	28.546	46.288	196.3
7	2'24.151	31.964	37.524	28.267	46.396	197.8
8	2'24.188	31.892	37.176	28.712	46.408	197.4
9	2'23.886	31.994	36.979	28.168	46.745	197.0
10	2'23.783	31.898	37.039	28.215	46.631	195.6
11	2'23.534	31.604	36.953	28.270	46.707	192.8

15th 91 Joshua RAYMOND j Fibre Tec Honda USA

Runs=1 Total laps=11 Full laps=10 Valid laps=10

1	2'29.281	33.210	37.732	29.259	47.067	205.3
2	2'25.051	32.634	36.908	28.683	46.826	197.8
3	2'25.417	32.014	37.145	28.755	47.503	196.7
4	2'24.750	32.084	36.734	28.557	47.375	197.4
5	2'23.648	31.968	36.712	28.537	46.431	200.3
6	2'23.666	31.980	36.807	28.297	46.582	201.8
7	2'25.204	32.616	37.025	28.628	46.935	199.2
8	2'25.189	32.332	37.412	28.647	46.798	198.1
9	2'24.157	32.158	36.749	28.298	46.952	200.0

Fastest Lap: Amanuel BRINTON Kovara Projects / RS GBR 2'19.916 31.108 35.769 27.797 45.242

DORNA DATA PROCESSING TIMING SERVICE DORNA DATA PROCESSING TIMING SERVICE DORNA DATA PROCESSING TIMING SERVICE DORNA DATA PROCESSING TIMING SERVICE DORNA DATA PROCESSING TIMING SERVICE DORNA DATA PROCESSING TIMING SERVICE DORNA DATA PROCESSING TIMING SERVICE DORNA DATA PROCCESSS



Free Practice Nr. 2

BTC

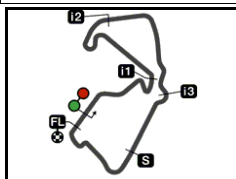
Lap	Lap Time	T1	T2	T3	T4	Speed	Lap	Lap Time	T1	T2	T3	T4	Speed		
10	2'25.302	32.683	36.799	28.579	47.241	193.8	20th 14	Bill HARRIS Runs=1 Total laps=11 Full laps=10 Valid laps=10	Team Harris Racing / GBR						
11	2'24.524	32.103	36.872	28.662	46.887	196.7			1	2'33.141	33.512	38.982	29.589	48.177	196.7
									2	2'28.792	33.283	38.150	29.441	47.918	196.0
									3	2'25.917	32.543	37.267	28.793	47.314	193.2
									4	2'25.695	32.191	37.358	28.834	47.312	199.2
									5	2'25.424	32.489	36.938	28.926	47.071	194.2
									6	2'25.495	32.417	37.310	28.613	47.155	193.5
									7	2'25.587	32.146	37.342	28.768	47.331	192.8
									8	2'24.873	32.574	36.782	28.664	46.853	193.8
									9	2'24.694	31.993	36.987	28.526	47.188	194.2
									10	2'25.894	32.130	37.483	28.930	47.351	191.1
							11	2'24.922	32.227	36.917	28.632	47.146	191.1		
16th 2	Josh BANNISTER Fibre Tec Honda GBR Runs=1 Total laps=11 Full laps=10 Valid laps=10						1	2'30.343	33.868	38.808	29.488	47.251	196.3		
1	2'28.863	2'55.847	38.415	29.358	48.343	189.1	2	2'27.280	33.165	37.721	29.084	47.310	194.5		
2	2'26.539	32.668	37.547	28.564	47.760	191.8	3	2'26.349	32.447	37.339	29.060	47.503	194.5		
3	2'26.195	32.509	37.349	28.891	47.446	192.1	4	2'25.591	32.226	37.509	29.003	46.853	196.3		
4	2'25.032	32.405	37.170	28.690	46.767	196.0	5	2'24.883	32.320	37.073	28.340	47.150	195.6		
5	2'25.119	32.213	37.248	29.054	46.604	196.7	6	2'24.713	31.960	37.149	28.727	46.877	196.7		
6	2'24.492	32.125	36.827	28.656	46.884	198.1	7	2'25.341	32.115	37.319	29.026	46.881	193.8		
7	2'23.735	32.047	36.777	28.323	46.588	197.0	8	2'24.845	32.014	37.207	28.672	46.952	194.5		
8	2'24.514	31.822	36.980	28.445	47.267	194.2	9	2'27.044	31.821	38.133	29.351	47.739*	184.3		
9	2'24.698	31.999	37.041	28.323	47.335	192.1	10	2'28.860	32.543	37.541	29.881	48.895*	184.3		
10	2'25.114	32.067	36.905	28.721	47.421	189.4	11	2'26.084	32.169	37.710	28.987	47.218	193.5		
11	2'25.686	32.028	37.291	28.642	47.725	188.1									
17th 82	Kyle PAYNE Ilusion Racing GBR Runs=2 Total laps=10 Full laps=7 Valid laps=7						22nd 65	Alexander ROWAN Alexander Rowan Rac GBR Runs=2 Total laps=10 Full laps=7 Valid laps=7							
1	2'36.731	34.264	39.134	29.377	47.803	196.3	1	2'29.087	33.452	37.899	29.160	47.105	204.5		
2	2'26.685	32.243	37.806	29.274	47.362	196.3	2	2'26.083	33.033	37.480	28.461	47.109			
3	2'26.160	32.649	37.384	28.806	47.321	195.2	3	2'25.737	32.448	37.734	28.430	47.125	197.4		
4	2'25.614	32.151	37.332	28.651	47.480	195.6	4	2'25.049	32.381	37.063	28.344	47.261	196.7		
5	2'25.642	32.187	37.533	28.644	47.278	195.2	5	2'25.729	32.542	37.406	29.131	46.650	204.1		
6	2'30.235 P	32.708	37.525	30.209	49.793	197.4	6	2'25.081	32.718	37.146	28.556	46.661	203.0		
7	4'26.424	31.681	38.096	28.865	48.080	187.8	7	2'25.251	32.389	37.058	28.661	47.143	199.6		
8	2'24.010	31.934	37.127	28.177	46.772	199.6	8	2'31.398 P	32.463	37.503	28.738	52.694	194.5		
9	2'25.373	32.311	36.837	28.543	47.682	195.2	9	4'53.376	38.150	38.059	29.734	47.931	192.5		
10	2'24.852	31.879	37.338	28.644	46.991	197.4	10	2'25.250	32.325	37.084	28.667	47.174	194.5		
18th 28	Charlie BARNES SENCAT Talent Team GBR Runs=3 Total laps=10 Full laps=4 Valid laps=4						23rd 11	Iwan JONES Jones Brothers Racin GBR Runs=2 Total laps=10 Full laps=7 Valid laps=7							
1	2'38.321	31.726	38.933	28.854	47.182	200.7	1	2'32.841	32.802	38.676	29.740	48.307	193.2		
2	2'25.645	32.628	37.222	28.445	47.350	192.5	2	2'28.772	33.191	38.295	29.369	47.917	198.1		
3	2'24.417	31.798	37.044	28.728	46.847	197.8	3	2'27.244	32.600	37.995	28.961	47.688	194.5		
4	2'25.001	31.861	37.063	28.504	47.573	192.8	4	2'26.453	32.543	37.634	29.053	47.223	197.4		
5	2'26.250 P	32.283	37.268	29.267	47.432	192.1	5	2'25.714	32.352	37.412	28.747	47.203	198.8		
6	2'51.212	32.148	37.452	28.615	47.046	191.8	6	2'27.291	32.646	37.857	29.404	47.384	194.5		
7	2'24.887	32.529	37.038	28.336	46.984	193.8	7	2'36.697 P	36.003	39.642	30.124	50.928	187.1		
8	2'30.148 P	31.955	37.342	30.326	50.525	175.0	8	4'16.312	31.620	37.942	28.685	46.985	197.0		
9	3'21.809	32.960	38.201	28.729	47.583	189.1	9	2'25.304	31.933	36.992	28.507	47.872	188.1		
10	2'51.590 P	32.108	37.202*	28.560	1'13.720	189.8	10	2'25.456	32.500	37.207	28.757	46.992	200.0		
19th 42	Ben JOLLIFFE Wilson Racing GBR Runs=1 Total laps=11 Full laps=10 Valid laps=10														
1	2'30.440	33.570	37.987	29.428	47.039	198.8									
2	2'26.254	32.894	37.385	28.861	47.114	194.5									
3	2'25.116	32.430	37.218	28.590	46.878	196.0									
4	2'24.484	32.452	36.736	28.703	46.593	201.1									
5	2'25.062	32.379	37.281	28.770	46.632	199.2									
6	2'24.694	32.178	36.920	28.789	46.807	196.0									
7	2'24.441	32.021	36.838	28.401	47.181	197.4									
8	2'25.374	32.202	37.309	28.579	47.284	193.8									
9	2'25.107	32.231	37.076	28.533	47.267	195.6									
10	2'25.681	32.221	37.384	28.765	47.311	193.5									
11	2'25.065	32.340	37.436	28.484	46.805	192.8									

Fastest Lap: Amanuel BRINTON Kovara Projects / RS GBR 2'19.916 31.108 35.769 27.797 45.242

DORNA DATA PROCESSING TIMING SERVICE DORNA DATA PROCESSING TIMING SERVICE DORNA DATA PROCESSING TIMING SERVICE DORNA DATA PROCESSING TIMING SERVICE DORNA DATA PROCESSING TIMING SERVICE DORNA DATA PROCESSING TIMING SERVICE DORNA DATA PROCESSING TIMING SERVICE DORNA DATA PROCESSING TIMING SERVICE DORNA DATA PROCCESSS



Silverstone Circuit



5900 m.

Results and timing service provided by TISSOT

BTC

SILVERSTONE - ROUND 5

Free Practice Nr. 2

Best Partial Times

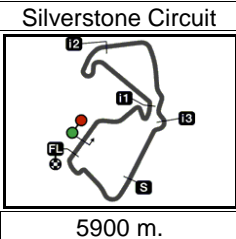
IT Ideal Lap Time, sum of the best partial times

BT Best Lap Time

T1		T2		T3		T4				IT	BT	
Pos	Rider	Time	Rider	Time	Rider	Time	Rider	Time	Pos	Rider	IT	BT
1A.	BRINTON	30.990	A.BRINTON	35.769	R.FROST	27.594	A.BRINTON	45.242	1	A.BRINTON	2'19.686	2'19.916 (1)
2L.	BROWN	31.073	F.SUROWIAK	36.092	L.BROWN	27.602	F.SUROWIAK	45.420	2	F.SUROWIAK	2'20.348	2'21.019 (4)
3R.	FROST	31.081	R.HARRIS	36.119	R.HARRIS	27.613	R.HARRIS	45.623	3	R.FROST	2'20.522	2'20.905 (3)
4F.	SUROWIAK	31.169	R.FROST	36.185	F.SUROWIAK	27.667	R.FROST	45.662	4	L.BROWN	2'20.545	2'20.740 (2)
5H.	MACKAY	31.396	L.BROWN	36.202	A.BRINTON	27.685	L.BROWN	45.668	5	R.HARRIS	2'20.823	2'21.114 (5)
6M.	FOSTER	31.419	M.FOSTER	36.448	H.MACKAY	27.714	H.MACKAY	45.866	6	H.MACKAY	2'21.703	2'22.340 (9)
7H.	MCCABE	31.423	C.EDMUNDS	36.454	J.CORREA	27.791	J.CORREA	45.999	7	H.MCCABE	2'21.808	2'22.188 (8)
8S.	MCPHEE	31.447	H.MCCABE	36.468	S.MCPHEE	27.851	H.MCCABE	46.005	8	M.FOSTER	2'21.965	2'22.157 (7)
9R.	HARRIS	31.468	G.BOWES	36.470	C.EDMUNDS	27.882	M.FOSTER	46.057	9	J.CORREA	2'21.993	2'22.103 (6)
10C.	EDMUNDS	31.573	S.MCPHEE	36.554	H.MCCABE	27.912	D.GOODMAN	46.165	10	S.MCPHEE	2'22.106	2'22.468 (10)
11G.	BOWES	31.593	J.CORREA	36.567	D.GOODMAN	27.941	G.BOWES	46.175	11	C.EDMUNDS	2'22.192	2'22.835 (12)
12J.	BURROWS	31.604	J.RAYMOND jnr	36.712	M.FOSTER	28.041	S.MCPHEE	46.254	12	G.BOWES	2'22.440	2'22.747 (11)
13D.	GOODMAN	31.622	H.MACKAY	36.727	J.BURROWS	28.168	C.EDMUNDS	46.283	13	D.GOODMAN	2'22.481	2'22.988 (13)
14J.	CORREA	31.636	B.JOLLIFFE	36.736	K.PAYNE	28.177	J.BURROWS	46.288	14	J.BURROWS	2'23.013	2'23.534 (14)
15C.	BARNES	31.798	D.GOODMAN	36.753	G.BOWES	28.202	J.RAYMOND jnr	46.431	15	J.RAYMOND jnr	2'23.408	2'23.648 (15)
16E.	BANISH	31.821	J.BANNISTER	36.777	J.RAYMOND jnr	28.297	J.BANNISTER	46.588	16	J.BANNISTER	2'23.510	2'23.735 (16)
17J.	BANNISTER	31.822	B.HARRIS	36.782	J.BANNISTER	28.323	B.JOLLIFFE	46.593	17	K.PAYNE	2'23.665	2'24.010 (17)
18K.	PAYNE	31.879	K.PAYNE	36.837	C.BARNES	28.336	A.ROWAN	46.650	18	B.JOLLIFFE	2'23.751	2'24.441 (19)
19I.	JONES	31.933	J.BURROWS	36.953	E.BANISH	28.340	K.PAYNE	46.772	19	C.BARNES	2'24.019	2'24.417 (18)
20J.	RAYMOND jnr	31.968	I.JONES	36.992	A.ROWAN	28.344	C.BARNES	46.847	20	E.BANISH	2'24.087	2'24.713 (21)
21B.	HARRIS	31.993	C.BARNES	37.038	B.JOLLIFFE	28.401	B.HARRIS	46.853	21	B.HARRIS	2'24.154	2'24.694 (20)
22B.	JOLLIFFE	32.021	A.ROWAN	37.058	I.JONES	28.507	E.BANISH	46.853	22	A.ROWAN	2'24.377	2'25.049 (22)
23A.	ROWAN	32.325	E.BANISH	37.073	B.HARRIS	28.526	I.JONES	46.985	23	I.JONES	2'24.417	2'25.304 (23)
24P.	WILLIS	32.447	P.WILLIS	37.303	S.MUNSON	28.545	P.WILLIS	47.360	24	P.WILLIS	2'25.892	2'26.211 (24)

These data/results cannot be reproduced, stored and/or transmitted in whole or in part by any manner of electronic, mechanical, photocopying, recording, broadcasting or otherwise now known or herein after developed without the previous express consent by the copyright owner, except for reproduction in daily press and regular printed publications on sale to the public within 60 days of the event related to those data/results and always provided that copyright symbol appears together as follows below.
© DORNA, 2024





Results and timing service provided by **TISSOT**

BTC

SILVERSTONE - ROUND 5

Free Practice Nr. 2

Best Partial Times

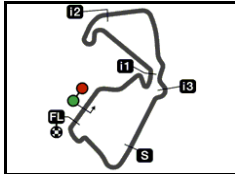
IT Ideal Lap Time, sum of the best partial times

BT Best Lap Time

		T1		T2		T3		T4				
<i>Pos</i>	<i>Rider</i>	<i>Time</i>	<i>Rider</i>	<i>Time</i>	<i>Rider</i>	<i>Time</i>	<i>Rider</i>	<i>Time</i>	<i>Pos</i>	<i>Rider</i>	<i>IT</i>	<i>BT</i>
25	S.MUNSON	32.468	S.MUNSON	37.627	P.WILLIS	28.782	S.MUNSON	47.649	25	S.MUNSON	2'26.289	2'26.920 (25)
26	A.DIVINE	32.619	A.DIVINE	38.443	A.DIVINE	29.405	A.DIVINE	48.291	26	A.DIVINE	2'28.758	2'29.000 (26)


These data/results cannot be reproduced, stored and/or transmitted in whole or in part by any manner of electronic, mechanical, photocopying, recording, broadcasting or otherwise now known or herein after developed without the previous express consent by the copyright owner, except for reproduction in daily press and regular printed publications on sale to the public within 60 days of the event related to those data/results and always provided that copyright symbol appears together as follows below.
© DORNA, 2024





5900 m.

SILVERSTONE - ROUND 5**Free Practice Nr. 2****Fastest Laps Sequence**

<i>Practice Time</i>	 <i>Rider</i>	<i>Nation</i>	<i>Motorcycle</i>	<i>Time</i>	<i>Km/h</i>	<i>Rider's Lap</i>
4'49.628	24 Ryan FROST	GBR	HONDA	2'23.752	147.7	2
5'42.841	66 Ronnie HARRIS	GBR	HONDA	2'23.182	148.3	2
7'12.806	24 Ryan FROST	GBR	HONDA	2'23.178	148.3	3
7'20.290	29 Lucas BROWN	GBR	HONDA	2'21.689	149.9	3
8'03.870	43 Amanuel BRINTON	GBR	HONDA	2'21.335	150.2	3
9'41.030	29 Lucas BROWN	GBR	HONDA	2'20.740	150.9	4
22'17.238	43 Amanuel BRINTON	GBR	HONDA	2'20.398	151.2	9
27'00.143	43 Amanuel BRINTON	GBR	HONDA	2'19.916	151.8	11