

FREE PRACTICE 2 - CLASSIFICATION

POS	NO	NAME	NAT	ENTRY	TIME	ON	LAPS	GAP	DIFF	MPH
1	29	Lucas BROWN	GBR	Honda - SENCAT Talent Team / Mortimer Racing	1:46.831	16	17			90.71
2	75	Filip SUROWIAK	GBR	Honda - Team City Lifting / RS Racing	1:47.243	14	16	0.412	0.412	90.36
3	40	Julian CORREA	USA	Honda - Microlise Cresswell Racing	1:47.366	15	16	0.535	0.123	90.26
4	64	Clayton EDMUNDS	GBR	Honda - Team City Lifting / RS Racing	1:48.245	16	16	1.414	0.879	89.53
5	43	Amanuel BRINTON	GBR	Honda - Kovara Projects / RS Racing	1:48.552	15	15	1.721	0.307	89.27
6	7	Harley McCABE	GBR	Honda - Fibre Tec Honda	1:48.842	13	16	2.011	0.290	89.04
7	24	Ryan FROST	GBR	Honda - Fibre Tec Honda	1:48.893	13	16	2.062	0.051	88.99
8	61	Harrison MACKAY	GBR	Honda - Wilson Racing / HMR	1:48.974	15	16	2.143	0.081	88.93
9	66	Ronnie HARRIS	GBR	Honda - Kovara Projects / RS Racing	1:49.162	14	15	2.331	0.188	88.77
10	88	Mason FOSTER	GBR	Honda - BRP Racing	1:49.812	16	16	2.981	0.650	88.25
11	67	George BOWES	GBR	Honda - GB67 Racing	1:49.832	7	7	3.001	0.020	88.23
12	14	Bill HARRIS	GBR	Honda - Team Harris Racing / RS Racing	1:49.957	16	16	3.126	0.125	88.13
13	19	Scott McPHEE	GBR	Honda - SMP Racing	1:50.168	15	15	3.337	0.211	87.96
14	16	Jack BURROWS	GBR	Honda - Burrows Engineering / RK Racing	1:50.228	16	16	3.397	0.060	87.92
15	65	Alexander ROWAN	GBR	Honda - Alexander Rowan Racing	1:50.424	5	16	3.593	0.196	87.76
16	42	Ben JOLLIFFE	GBR	Honda - Wilson Racing	1:50.667	15	16	3.836	0.243	87.57
17	11	Iwan JONES	GBR	Honda - Jones Brothers Racing	1:50.707	10	12	3.876	0.040	87.54
18	28	Charlie BARNES	GBR	Honda - SENCAT Talent Team / Mortimer Racing	1:50.726	15	15	3.895	0.019	87.52
19	71	Daniel GOODMAN	GBR	Honda - Fibre Tec Honda	1:50.777	13	16	3.946	0.051	87.48
20	48	Ollie WALKER	GBR	Honda - Walker Racing	1:51.056	15	15	4.225	0.279	87.26
21	99	Peter WILLIS	GBR	Honda - Clonlough.ie by WM Racing	1:51.256	13	14	4.425	0.200	87.10
22	2	Josh BANNISTER	GBR	Honda - Dunsley Heat Racing	1:52.187	7	16	5.356	0.931	86.38
23	91	Joshua RAYMOND Jnr	USA	Honda - Fibre Tec Honda	1:52.212	15	15	5.381	0.025	86.36
24	76	Charlie HUNTINGFORD	GBR	Honda - Mototechniks	1:53.442	10	10	6.611	1.230	85.42
25	45	Finnan WHERITY	IRL	Honda - WCS Racing	1:54.935	12	14	8.104	1.493	84.31

QUALIFYING LAPTIME (110.0% of 1:46.831) = 1:57.514

Weather / Track : Bright / Dry

These results are provisional until the conclusion of any judicial and technical matters.

Date: 13/09/2024 Start: 16:31 Finish: 17:01

Oulton Park International: 2.6920 miles

Race Director: Stuart Higgs <i>S. Higgs</i> <small>Digitally Approved at 17:13 Friday, 13 September 2024</small>	Stewards:	Timekeeper: Richard Evans <i>R. EVANS</i> <small>Digitally Approved at 17:13 Friday, 13 September 2024</small>	
--	-----------	--	---

Results can be found at www.tsl-timing.com

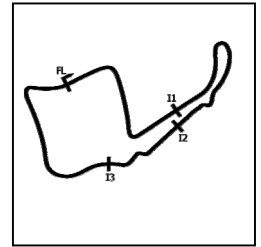
Printed - 17:05 Friday, 13 September 2024

MCRCB BULLETIN TK077

2024 Bennetts British Superbike Championship - Round 9

2024 R&G British Talent Cup

FREE PRACTICE 2 - SECTOR ANALYSIS



SECTOR 1 = FL to I1, SECTOR 2 = I1 to I2 SECTOR 3 = I2 to I3, SECTOR 4 = I3 to FL, DIFF = Difference To Personal Best Lap, P = Crossed Finish Line in Pit Lane, D = Time Disallowed

P1 29		Lucas BROWN						Honda - SENCAT Talent Team / Mortimer Racing				
IDEAL LAP TIME : 1:46.778		BEST LAP TIME : 1:46.831			DIFFERENCE : 0.053							
LAP	SECTOR 1	SECTOR 2		SECTOR 3		SECTOR 4		LAP TIME	MPH	DIFF	TIME OF DAY	
1 -	OUTLAP	107.8	31.644	91.1	21.681	100.1	30.478	105.6			16:33:24.634	
2 -	27.369	111.4	30.336	92.1	26.373	101.6	33.379	106.8	4:57.457 D	82.50	10.626	16:35:22.091
3 -	27.184	112.7	30.653	93.4	21.224	101.6	29.917	108.4	1:48.978	88.92	2.147	16:37:11.069
4 -	27.334	112.0	30.044	92.3	21.106	101.3	30.011	106.5	1:48.495	89.32	1.664	16:38:59.564
5 -	27.163	111.2	30.120	92.4	21.136	101.2	29.983	105.6	1:48.402	89.40	1.571	16:40:47.966
6 -	27.224	109.6	30.024	92.1	21.096	101.9	29.829	106.1	4:48.473 D	89.59	1.342	16:42:36.139
7 -	27.829	109.8	30.208	91.8	21.161	101.0	29.969	105.3	1:49.167	88.77	2.336	16:44:25.306
8 -	27.109	111.2	29.980	92.1	21.020	101.5	29.868	105.0	1:47.977	89.75	1.146	16:46:13.283
9 -	27.046	111.4	29.857	92.4	20.941	101.6	29.817	105.3	1:47.661	90.01	0.830	16:48:00.944
10 -	26.964	111.6	29.752	92.3	20.998	101.3	29.774	105.8	1:47.488	90.16	0.657	16:49:48.432
11 -	26.786	112.2	29.725	92.3	20.915	101.5	29.771	106.3	1:47.197 (2)	90.40	0.366	16:51:35.629
12 -	26.838	112.5	29.888	92.4	20.888	101.8	29.728	107.5	1:47.342 (3)	90.28	0.511	16:53:22.971
13 -	28.853	96.8	36.145	89.7	22.424	94.6	32.117	106.6	1:59.539	81.07	12.708	16:55:22.510
14 -	26.832	111.8	30.086	92.1	21.200	101.6	29.823	106.8	1:47.941	89.78	1.110	16:57:10.451
15 -	26.832	112.4	29.854	92.5	21.002	102.2	29.665	109.2	1:47.353	90.27	0.522	16:58:57.804
16 -	26.743	114.1	29.778	93.0	20.849	102.6	29.461	106.3	1:46.831 (1)	90.71		17:00:44.635
17 -	29.001	110.5	30.236	90.0	21.319	102.6	30.035	107.3	1:50.591	87.63	3.760	17:02:35.226

P2 75		Filip SUROWIAK						Honda - Team City Lifting / RS Racing				
IDEAL LAP TIME : 1:47.243		BEST LAP TIME : 1:47.243			DIFFERENCE : 0.000							
LAP	SECTOR 1	SECTOR 2		SECTOR 3		SECTOR 4		LAP TIME	MPH	DIFF	TIME OF DAY	
1 -	OUTLAP	114.3	31.898	92.4	22.100	103.5	31.069	108.9			16:33:27.708	
2 -	27.011	116.1	31.001	93.9	21.824	104.2	34.998	105.5	1:54.834	84.39	7.591	16:35:22.542
3 -	27.208	115.1	30.549	93.0	21.526	103.8	30.112	108.0	1:49.395	88.58	2.152	16:37:11.937
4 -	27.046	113.9	30.298	94.3	21.337	103.8	30.407	108.0	1:49.088	88.83	1.845	16:39:01.025
5 -	27.064	112.0	31.392	93.4	21.262	103.5	30.047	108.2	1:49.765	88.29	2.522	16:40:50.790
6 -	26.951	113.3	30.065	93.5	21.170	103.7	30.636	107.5	1:48.822	89.05	1.579	16:42:39.612
7 -	27.465	110.3	31.746	93.0	21.708	101.9	IN PIT		1:56.060 P	83.50	8.817	16:44:35.672
8 -	OUTLAP	111.8	32.095	84.8	23.349	100.9	30.661	106.1	3:39.517	44.14	1:52.274	16:48:15.189
9 -	27.243	112.7	30.386	93.0	21.330	102.2	30.185	107.5	1:49.144	88.79	1.901	16:50:04.333
10 -	26.973	113.5	30.504	92.6	21.232	102.9	30.243	107.5	1:48.952	88.95	1.709	16:51:53.285
11 -	26.975	113.5	30.037	93.3	21.222	103.0	29.881	109.1	1:48.115	89.63	0.872	16:53:41.400
12 -	30.286	98.6	31.015	92.9	21.792	102.1	30.320	107.7	4:53.443 D	85.45	6.170	16:55:34.813
13 -	26.927	112.9	30.078	93.5	21.129	103.2	29.894	108.2	1:48.028 (3)	89.71	0.785	16:57:22.841
14 -	26.592	114.7	29.840	93.5	21.063	103.5	29.748	108.0	1:47.243 (1)	90.36		16:59:10.084
15 -	26.918	113.1	30.050	93.2	21.138	102.9	30.100	107.7	1:48.206	89.56	0.963	17:00:58.290
16 -	26.849	113.5	29.900	93.7	21.075	103.0	29.825	107.7	1:47.649 (2)	90.02	0.406	17:02:45.939

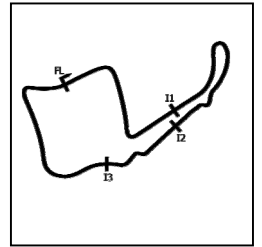
P3 40		Julian CORREA						Honda - Microlise Cresswell Racing				
IDEAL LAP TIME : 1:47.366		BEST LAP TIME : 1:47.366			DIFFERENCE : 0.000							
LAP	SECTOR 1	SECTOR 2		SECTOR 3		SECTOR 4		LAP TIME	MPH	DIFF	TIME OF DAY	
1 -	OUTLAP	111.2	33.027	88.4	22.671	102.2	31.302	107.7			16:33:33.072	
2 -	27.467	114.5	30.881	92.9	21.351	105.3	30.498	109.8	1:50.197	87.94	2.831	16:35:23.269
3 -	27.205	115.5	30.468	94.1	21.647	103.7	30.173	109.8	1:49.493	88.51	2.127	16:37:12.762
4 -	27.032	114.5	30.049	93.2	21.304	103.7	30.133	111.2	1:48.518	89.30	1.152	16:39:01.280
5 -	27.024	115.9	30.317	93.5	21.227	104.0	30.069	108.5	4:48.637 D	89.20	1.271	16:40:49.917
6 -	29.105	100.3	31.589	92.8	21.654	100.1	31.014	107.8	4:53.362 D	85.48	5.996	16:42:43.279
7 -	27.390	113.3	31.334	90.4	21.814	104.0	30.718	107.2	1:51.256	87.10	3.890	16:44:34.535
8 -	27.301	113.7	30.947	90.6	22.520	98.5	IN PIT		1:57.243 P	82.65	9.877	16:46:31.778
9 -	OUTLAP	110.3	31.891	91.6	21.803	102.1	30.617	108.4	3:40.546	43.94	1:53.180	16:50:12.324
10 -	27.198	114.7	30.186	93.5	21.142	104.6	30.027	110.1	1:48.553	89.27	1.187	16:52:00.877
11 -	26.851	114.7	30.441	93.9	21.121	103.4	29.949	110.3	1:48.362 (3)	89.43	0.996	16:53:49.239
12 -	27.120	113.7	30.444	93.4	21.359	103.2	30.256	109.1	1:49.179	88.76	1.813	16:55:38.418
13 -	26.870	113.5	30.133	93.9	21.254	103.2	30.113	109.2	1:48.370	89.42	1.004	16:57:26.788
14 -	26.901	113.5	29.913	94.3	21.138	103.8	29.947	109.6	1:47.899 (2)	89.81	0.533	16:59:14.687
15 -	26.740	115.9	29.859	95.3	21.051	104.5	29.716	109.8	1:47.366 (1)	90.26		17:01:02.053
16 -	26.810	114.7	30.269	91.1	21.936	97.1	32.961	81.9	1:51.976	86.54	4.610	17:02:54.029

MCRCB BULLETIN TK077

2024 Bennetts British Superbike Championship - Round 9

2024 R&G British Talent Cup

FREE PRACTICE 2 - SECTOR ANALYSIS



SECTOR 1 = FL to I1, SECTOR 2 = I1 to I2 SECTOR 3 = I2 to I3, SECTOR 4 = I3 to FL, DIFF = Difference To Personal Best Lap, P = Crossed Finish Line in Pit Lane, D = Time Disallowed

P4 64 Clayton EDMUNDS		Honda - Team City Lifting / RS Racing											
IDEAL LAP TIME : 1:48.146		BEST LAP TIME : 1:48.245		DIFFERENCE : 0.099									
LAP	SECTOR 1	SECTOR 2	SECTOR 3	SECTOR 4	LAP TIME	MPH	DIFF	TIME OF DAY					
1 -	OUTLAP	112.4	32.441	93.0	22.116	102.2	30.972	108.5	16:33:27.463				
2 -	27.114	114.5	30.984	94.6	21.885	102.4	30.791	107.8	1:50.774	87.48	2.529	16:35:18.237	
3 -	27.221	113.5	30.937	93.7	21.697	102.1	30.333	106.8	1:50.188	87.95	1.943	16:37:08.425	
4 -	27.422	111.8	30.543	93.2	21.554	101.6	30.387	107.0	1:49.906	88.17	1.661	16:38:58.331	
5 -	28.880	105.1	30.646	93.9	21.189	102.1	30.327	107.0	1:51.042	87.27	2.797	16:40:49.373	
6 -	27.112	112.5	30.557	92.4	21.647	98.5	30.612	107.3	1:49.928	88.16	1.683	16:42:39.301	
7 -	27.333	112.0	30.525	90.3	21.525	102.1	30.465	107.5	1:49.848	88.22	1.603	16:44:29.149	
8 -	27.813	111.8	30.674	92.4	21.559	102.2	IN PIT		1:55.441	P	83.95	7.196	16:46:24.590
9 -	OUTLAP	111.2	30.707	92.9	21.190	102.2	30.400	107.2	3:36.553	44.75	1:48.308	16:50:01.143	
10 -	27.130	112.5	30.377	93.2	21.183	102.4	30.416	107.7	1:49.106	88.82	0.861	16:51:50.249	
11 -	27.017	112.9	30.340	92.9	21.349	102.6	30.332	107.2	1:49.038	(3)	88.88	0.793	16:53:39.287
12 -	27.163	112.2	30.291	92.5	21.293	102.6	30.875	106.8	1:49.622	88.40	1.377	16:55:28.909	
13 -	28.408	100.4	30.928	93.5	21.298	102.1	30.093	107.8	1:50.727	87.52	2.482	16:57:19.636	
14 -	27.075	112.5	30.284	92.9	22.198	94.1	30.541	107.7	1:50.098	88.02	1.853	16:59:09.734	
15 -	27.287	111.8	30.459	92.9	21.170	102.9	30.105	107.7	1:49.021	(2)	88.89	0.776	17:00:58.755
16 -	27.083	112.7	30.068	93.7	21.203	102.4	29.891	107.7	1:48.245	(1)	89.53		17:02:47.000

P5 43 Amanuel BRINTON		Honda - Kovara Projects / RS Racing											
IDEAL LAP TIME : 1:48.385		BEST LAP TIME : 1:48.552		DIFFERENCE : 0.167									
LAP	SECTOR 1	SECTOR 2	SECTOR 3	SECTOR 4	LAP TIME	MPH	DIFF	TIME OF DAY					
1 -	OUTLAP	110.5	32.154	92.5	22.088	101.2	30.905	107.7					16:33:26.833
2 -	27.492	112.0	30.901	91.8	22.040	99.1	32.797	106.0	1:53.230	85.58	4.678	16:35:20.063	
3 -	27.876	111.6	30.796	91.5	21.625	101.9	30.533	108.2	1:50.830	87.44	2.278	16:37:10.893	
4 -	27.524	110.3	30.596	93.2	21.366	103.2	30.688	108.4	1:50.174	87.96	1.622	16:39:01.067	
5 -	27.246	112.9	30.804	92.0	21.338	102.4	30.474	109.2	1:49.862	88.21	1.310	16:40:50.929	
6 -	27.071	113.9	30.225	93.2	21.209	103.0	30.284	109.4	1:48.789	89.08	0.237	16:42:39.718	
7 -	27.417	110.9	31.313	90.6	22.208	98.1	IN PIT		1:56.125	P	83.45	7.573	16:44:35.843
8 -	OUTLAP	110.1	31.646	91.5	21.863	100.9	30.795	106.5	3:33.050	45.48	1:44.498	16:48:08.893	
9 -	27.333	111.6	30.491	91.8	21.658	100.7	30.548	106.8	1:50.030	88.07	1.478	16:49:58.923	
10 -	27.309	112.4	30.267	91.9	21.442	101.8	30.308	107.2	1:49.326	88.64	0.774	16:51:48.249	
11 -	27.142	112.9	30.489	92.4	22.351	93.4	32.910	106.8	1:52.892	85.84	4.340	16:53:41.141	
12 -	27.111	112.2	30.157	92.9	21.318	101.9	30.200	108.7	1:48.786	(3)	89.08	0.234	16:55:29.927
13 -	27.219	111.6	30.158	92.5	21.216	101.5	30.192	107.0	1:48.785	(2)	89.08	0.233	16:57:18.712
14 -		112.2	30.208	92.9	21.392	101.5	30.191	107.2	3:05.145	52.34	1:16.593	17:00:23.857	
15 -	27.083	112.0	30.008	92.5	21.364	101.6	30.097	107.7	1:48.552	(1)	89.27		17:02:12.409

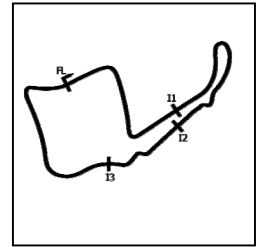
P6 7 Harley McCABE		Honda - Fibre Tec Honda											
IDEAL LAP TIME : 1:48.533		BEST LAP TIME : 1:48.842		DIFFERENCE : 0.309									
LAP	SECTOR 1	SECTOR 2	SECTOR 3	SECTOR 4	LAP TIME	MPH	DIFF	TIME OF DAY					
1 -	OUTLAP	106.8	33.239	91.3	23.162	97.2	32.056	110.3					16:33:41.731
2 -	27.506	114.7	31.217	93.5	21.574	104.5	30.305	111.1	1:50.602	87.62	1.760	16:35:32.333	
3 -	27.885	114.9	31.246	94.6	21.662	104.5	30.539	110.0	1:51.332	87.04	2.490	16:37:23.665	
4 -	27.529	113.5	30.615	93.9	21.338	104.6	30.254	110.3	1:49.736	88.31	0.894	16:39:13.401	
5 -	27.121	115.9	30.648	94.2	21.393	105.8	30.563	108.9	1:49.725	88.32	0.883	16:41:03.126	
6 -	27.341	113.1	30.458	93.8	21.478	103.7	30.334	109.2	1:49.611	88.41	0.769	16:42:52.737	
7 -	27.194	114.1	30.751	94.6	21.371	103.0	30.449	107.3	1:49.765	88.29	0.923	16:44:42.502	
8 -	27.306	113.1	30.427	93.9	21.331	104.0	30.845	105.8	1:49.909	88.17	1.067	16:46:32.411	
9 -	27.767	113.9	32.723	81.3	24.512	94.9	IN PIT		2:02.093	P	79.37	13.251	16:48:34.504
10 -	OUTLAP	92.8	31.390	92.9	21.551	103.0	30.371	108.2	3:04.209	52.61	1:15.367	16:51:38.713	
11 -	27.334	112.5	30.905	94.7	21.348	104.8	30.074	109.8	1:49.661	88.37	0.819	16:53:28.374	
12 -	26.994	115.3	30.429	93.7	21.248	105.0	30.372	110.3	1:49.043	(2)	88.87	0.201	16:55:17.417
13 -	27.069	114.9	30.336	94.6	21.214	105.1	30.223	108.9	1:48.842	(1)	89.04		16:57:06.259
14 -	27.186	116.9	30.416	93.7	21.392	104.3	30.100	109.6	1:49.094	(3)	88.83	0.252	16:58:55.353
15 -	27.199	114.9	30.627	93.9	21.287	104.6	31.139	109.8	1:50.252	87.90	1.410	17:00:45.605	
16 -	27.270	115.7	30.674	93.9	21.314	104.6	29.989	109.6	1:49.247	88.71	0.405	17:02:34.852	

MCRCB BULLETIN TK077

2024 Bennetts British Superbike Championship - Round 9

2024 R&G British Talent Cup

FREE PRACTICE 2 - SECTOR ANALYSIS



SECTOR 1 = FL to I1, SECTOR 2 = I1 to I2 SECTOR 3 = I2 to I3, SECTOR 4 = I3 to FL, DIFF = Difference To Personal Best Lap, P = Crossed Finish Line in Pit Lane, D = Time Disallowed

P7 24		Ryan FROST						Honda - Fibre Tec Honda					
IDEAL LAP TIME : 1:48.189		BEST LAP TIME : 1:48.893				DIFFERENCE : 0.704							
LAP	SECTOR 1	SECTOR 2		SECTOR 3		SECTOR 4		LAP TIME	MPH	DIFF	TIME OF DAY		
1 -	OUTLAP	104.8	33.021	89.5	23.127	92.6	32.201	109.6			16:33:41.363		
2 -	27.681	114.1	31.167	93.7	21.340	105.6	30.503	111.4	1:50.691	87.55	1.798	16:35:32.054	
3 -	27.945	113.3	31.056	95.5	21.279	104.5	30.057	111.2	1:50.337	87.83	1.444	16:37:22.391	
4 -	27.483	114.9	30.631	94.1	21.352	104.8	30.088	110.5	1:49.554	88.46	0.661	16:39:11.945	
5 -	27.241	114.1	31.322	95.8	21.238	104.8	30.185	109.6	1:49.986	88.11	1.093	16:41:01.931	
6 -	27.121	114.5	30.471	96.1	21.362	104.3	30.579	106.8	1:49.533	88.47	0.640	16:42:51.464	
7 -	28.216	102.2	32.183	93.9	21.251	104.6	30.118	109.1	1:51.768	86.70	2.875	16:44:43.232	
8 -	27.307	113.7	30.135	94.7	21.163	105.5	30.611	108.5	1:49.216	88.73	0.323	16:46:32.448	
9 -	27.748	106.3	34.882	91.3	22.733	99.7	IN PIT		2:02.797	P	78.92	13.904	16:48:35.245
10 -	OUTLAP	74.4	32.223	94.1	21.497	100.6	30.377	109.8	3:03.645	52.77	1:14.752	16:51:38.890	
11 -	27.127	114.1	30.671	94.9	21.295	104.2	30.106	110.3	1:49.199	88.74	0.306	16:53:28.089	
12 -	26.958	115.1	30.617	92.8	21.147	105.1	30.429	110.7	1:49.151	(3)	88.78	0.258	16:55:17.240
13 -	27.004	113.5	30.349	94.3	21.039	106.0	30.501	109.1	1:48.893	(1)	88.99		16:57:06.133
14 -	27.100	113.9	30.390	94.7	21.321	104.2	30.230	110.0	1:49.041	(2)	88.87	0.148	16:58:55.174
15 -	27.192	113.9	30.312	94.7	21.474	102.6	31.259	109.2	1:50.237		87.91	1.344	17:00:45.411
16 -	27.300	113.9	30.487	94.6	21.254	104.5	30.152	110.0	1:49.193		88.75	0.300	17:02:34.604

P8 61		Harrison MACKAY						Honda - Wilson Racing / HMR					
IDEAL LAP TIME : 1:48.805		BEST LAP TIME : 1:48.974				DIFFERENCE : 0.169							
LAP	SECTOR 1	SECTOR 2		SECTOR 3		SECTOR 4		LAP TIME	MPH	DIFF	TIME OF DAY		
1 -	OUTLAP	113.5	32.432	92.1	22.102	102.6	30.751	109.1			16:33:27.096		
2 -	27.378	113.5	30.947	93.4	21.825	101.3	30.645	107.2	1:50.795	87.47	1.821	16:35:17.891	
3 -	27.421	112.7	30.902	92.4	21.601	102.1	30.911	108.2	1:50.835	87.43	1.861	16:37:08.726	
4 -	27.676	106.8	32.024	89.7	21.854	102.2	30.936	109.4	1:52.490	86.15	3.516	16:39:01.216	
5 -	27.408	115.3	31.043	94.3	21.351	104.2	29.969	111.2	1:49.771	88.28	0.797	16:40:50.987	
6 -	27.323	113.7	30.425	93.4	21.438	103.2	29.985	109.1	1:49.171	88.77	0.197	16:42:40.158	
7 -	27.177	113.9	31.802	91.0	21.649	101.8	30.627	107.8	1:51.255	87.10	2.281	16:44:31.413	
8 -	27.770	104.5	33.239	89.3	22.672	97.6	IN PIT		2:00.933	P	80.13	11.959	16:46:32.346
9 -	OUTLAP	109.2	32.121	89.1	22.145	101.5	30.689	107.5	2:34.138	62.87	45.164	16:49:06.484	
10 -	27.258	112.5	30.516	92.3	21.358	103.2	30.193	107.2	1:49.325	88.64	0.351	16:50:55.809	
11 -	27.361	112.2	30.522	92.8	21.375	101.8	30.499	107.2	1:49.757	88.29	0.783	16:52:45.566	
12 -	31.148	79.4	35.278	88.1	27.587	94.6	31.565	108.0	2:05.578	77.17	16.604	16:54:51.144	
13 -	27.459	112.5	30.889	90.0	22.365	95.5	30.816	107.3	1:51.529	86.89	2.555	16:56:42.673	
14 -	27.239	112.4	30.506	92.9	21.305	102.7	30.051	107.8	1:49.101	(3)	88.82	0.127	16:58:31.774
15 -	27.196	112.5	30.427	92.5	21.289	102.9	30.062	107.8	1:48.974	(1)	88.93		17:00:20.748
16 -	27.162	112.4	30.385	93.0	21.309	102.7	30.134	107.7	1:48.990	(2)	88.91	0.016	17:02:09.738

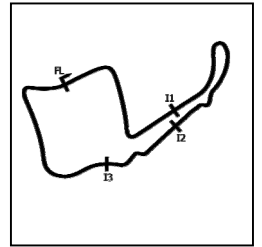
P9 66		Ronnie HARRIS						Honda - Kovara Projects / RS Racing					
IDEAL LAP TIME : 1:48.989		BEST LAP TIME : 1:49.162				DIFFERENCE : 0.173							
LAP	SECTOR 1	SECTOR 2		SECTOR 3		SECTOR 4		LAP TIME	MPH	DIFF	TIME OF DAY		
1 -	OUTLAP	110.5	31.983	91.3	22.288	101.8	30.775	107.8			16:33:48.597		
2 -	27.345	113.3	31.048	92.4	21.855	103.0	30.689	107.7	1:50.937	87.35	1.775	16:35:39.534	
3 -	27.252	113.3	31.059	93.7	21.659	102.7	30.442	107.8	1:50.412	87.77	1.250	16:37:29.946	
4 -	27.083	114.9	31.226	93.4	21.605	103.7	30.688	108.4	1:50.602	87.62	1.440	16:39:20.548	
5 -	27.038	115.3	31.273	92.9	21.700	103.5	30.491	108.5	1:50.502	87.70	1.340	16:41:11.050	
6 -	26.882	114.7	31.742	91.4	21.673	102.9	IN PIT		1:59.827	P	80.87	10.665	16:43:10.877
7 -	OUTLAP	110.7	31.374	91.9	21.771	100.9	30.951	105.5	4:26.073	36.42	2:36.911	16:47:36.950	
8 -	27.409	111.1	30.933	92.0	21.614	101.0	30.764	105.8	1:50.720	87.52	1.558	16:49:27.670	
9 -	27.334	111.8	30.842	92.5	21.552	101.3	30.701	106.0	1:50.429	87.76	1.267	16:51:18.099	
10 -	27.147	111.4	30.691	93.0	21.593	101.5	30.541	106.8	1:49.972	88.12	0.810	16:53:08.071	
11 -	26.973	112.4	30.775	93.0	21.629	101.8	30.601	106.3	1:49.978	88.12	0.816	16:54:58.049	
12 -	26.973	112.5	30.615	92.8	21.564	101.8	30.611	107.5	1:49.763	88.29	0.601	16:56:47.812	
13 -	26.969	112.5	30.507	93.5	21.478	102.1	30.327	107.7	1:49.281	(3)	88.68	0.119	16:58:37.093
14 -	26.846	112.9	30.643	93.7	21.406	102.2	30.267	108.2	1:49.162	(1)	88.77		17:00:26.255
15 -	26.911	113.3	30.594	93.9	21.485	102.7	30.230	108.4	1:49.220	(2)	88.73	0.058	17:02:15.475

MCRCB BULLETIN TK077

2024 Bennetts British Superbike Championship - Round 9

2024 R&G British Talent Cup

FREE PRACTICE 2 - SECTOR ANALYSIS



SECTOR 1 = FL to I1, SECTOR 2 = I1 to I2 SECTOR 3 = I2 to I3, SECTOR 4 = I3 to FL, DIFF = Difference To Personal Best Lap, P = Crossed Finish Line in Pit Lane, D = Time Disallowed

P10 88		Mason FOSTER						Honda - BRP Racing				
IDEAL LAP TIME : 1:49.738		BEST LAP TIME : 1:49.812						DIFFERENCE : 0.074				
LAP	SECTOR 1	SECTOR 2		SECTOR 3		SECTOR 4		LAP TIME	MPH	DIFF	TIME OF DAY	
1 -	OUTLAP	110.7	33.571	90.5	22.782	99.1	31.887	102.4			16:33:30.759	
2 -	28.745	110.5	31.964	89.3	22.004	100.9	30.934	105.5	1:53.647	85.27	3.835	16:35:24.406
3 -	27.867	112.4	31.260	92.3	21.672	101.6	30.840	106.5	1:51.639	86.80	1.827	16:37:16.045
4 -	27.773	110.1	31.635	92.3	21.846	102.1	31.131	107.0	1:52.385	86.23	2.573	16:39:08.430
5 -	27.760	114.1	31.762	91.9	22.018	102.1	33.145	107.0	1:54.685	84.50	4.873	16:41:03.115
6 -	28.278	111.8	31.357	91.5	21.531	102.2	30.646	106.6	1:51.812	86.67	2.000	16:42:54.927
7 -	27.679	112.7	31.110	93.0	21.443	102.4	30.486	106.8	1:50.718 (3)	87.53	0.906	16:44:45.645
8 -	28.255	111.4	31.853	91.5	21.992	101.2	31.030	106.3	1:53.130	85.66	3.318	16:46:38.775
9 -	28.310	110.7	31.737	92.3	21.635	101.6	30.992	106.1	1:52.674	86.01	2.862	16:48:31.449
10 -	27.693	113.3	31.806	90.4	22.170	101.5	30.872	106.1	1:52.541	86.11	2.729	16:50:23.990
11 -	27.761	112.7	30.924	91.9	21.502	102.1	30.518	107.5	1:50.705 (2)	87.54	0.893	16:52:14.695
12 -	27.504	112.5	30.688	93.4	21.921	101.6	33.768	106.1	1:53.881	85.10	4.069	16:54:08.576
13 -	27.491	112.5	30.820	91.6	21.559	103.7	31.234	108.2	1:51.104	87.22	1.292	16:55:59.680
14 -	28.726	112.9	31.435	92.1	21.433	101.9	30.496	107.0	1:52.090	86.46	2.278	16:57:51.770
15 -	27.860	109.2	32.799	77.0	23.497	101.3	30.829	105.8	1:54.985	84.28	5.173	16:59:46.755
16 -	27.389	112.9	30.762	91.1	21.430	102.7	30.231	108.2	1:49.812 (1)	88.25		17:01:36.567

P11 67		George BOWES						Honda - GB67 Racing				
IDEAL LAP TIME : 1:49.832		BEST LAP TIME : 1:49.832						DIFFERENCE : 0.000				
LAP	SECTOR 1	SECTOR 2		SECTOR 3		SECTOR 4		LAP TIME	MPH	DIFF	TIME OF DAY	
1 -	OUTLAP	100.1	35.561	80.0	25.430	78.8	IN PIT			P	16:34:18.830	
2 -	OUTLAP	107.0	35.447	88.0	24.249	99.4	33.009	106.3	19:15.078	8.39	17:25.246	16:53:33.908
3 -	29.217	111.2	32.471	92.3	22.356	101.5	31.653	108.2	1:55.697	83.76	5.865	16:55:29.605
4 -	27.973	113.1	31.659	93.3	21.688	101.6	30.788	108.7	1:52.108	86.44	2.276	16:57:21.713
5 -	27.710	112.9	31.280	93.9	21.311	103.2	30.528	108.4	1:50.829 (3)	87.44	0.997	16:59:12.542
6 -	27.564	112.9	30.888	94.2	21.380	102.6	30.408	109.4	1:50.240 (2)	87.91	0.408	17:01:02.782
7 -	27.314	114.5	30.880	94.3	21.281	104.8	30.357	110.3	1:49.832 (1)	88.23		17:02:52.614

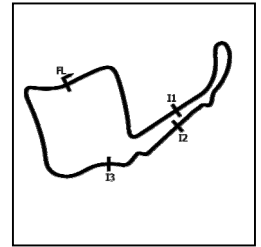
P12 14		Bill HARRIS						Honda - Team Harris Racing / RS Racing					
IDEAL LAP TIME : 1:49.897		BEST LAP TIME : 1:49.957						DIFFERENCE : 0.060					
LAP	SECTOR 1	SECTOR 2		SECTOR 3		SECTOR 4		LAP TIME	MPH	DIFF	TIME OF DAY		
1 -	OUTLAP	111.1	34.376	91.1	22.990	95.1	32.271	104.6			16:33:34.115		
2 -	29.177	111.4	33.461	92.0	22.525	101.0	31.706	107.2	1:56.869	82.92	6.912	16:35:30.984	
3 -	28.049	112.7	31.988	92.5	22.078	102.9	31.415	107.7	1:53.530	85.36	3.573	16:37:24.514	
4 -	27.632	113.5	31.599	91.9	22.138	102.1	30.876	106.1	1:52.245	86.34	2.288	16:39:16.759	
5 -	27.871	112.0	32.179	90.1	22.475	102.6	30.905	107.7	1:53.430	85.43	3.473	16:41:10.189	
6 -	27.581	112.5	31.936	89.1	22.050	102.7	30.738	106.6	1:52.305	86.29	2.348	16:43:02.494	
7 -	28.099	105.3	31.439	92.4	21.857	101.3	30.960	106.1	1:52.355	86.25	2.398	16:44:54.849	
8 -	27.638	112.9	31.509	92.9	22.048	102.1	30.979	106.3	1:52.174	86.39	2.217	16:46:47.023	
9 -	27.596	111.8	32.186	92.0	21.945	101.5	31.292	105.5	1:53.019	85.74	3.062	16:48:40.042	
10 -	27.649	112.0	31.761	91.1	22.462	100.9	IN PIT		2:03.308	P	78.59	13.351	16:50:43.350
11 -	OUTLAP	110.7	32.073	91.4	22.032	101.2	31.126	107.7	2:39.567	60.73	49.610	16:53:22.917	
12 -	27.400	111.6	31.075	92.5	21.865	101.8	30.659	105.6	1:50.999 (3)	87.30	1.042	16:55:13.916	
13 -	27.535	112.5	31.345	92.3	21.755	101.2	31.033	106.5	1:51.668	86.78	1.711	16:57:05.584	
14 -	27.809	114.3	31.200	92.4	21.705	102.4	30.598	107.3	1:51.312	87.06	1.355	16:58:56.896	
15 -	27.603	113.7	30.983	93.2	21.450	102.7	30.432	107.3	1:50.468 (2)	87.72	0.511	17:00:47.364	
16 -	27.225	113.3	30.790	93.0	21.485	102.7	30.457	107.5	1:49.957 (1)	88.13		17:02:37.321	

MCRCB BULLETIN TK077

2024 Bennetts British Superbike Championship - Round 9

2024 R&G British Talent Cup

FREE PRACTICE 2 - SECTOR ANALYSIS



SECTOR 1 = FL to I1, SECTOR 2 = I1 to I2 SECTOR 3 = I2 to I3, SECTOR 4 = I3 to FL, DIFF = Difference To Personal Best Lap, P = Crossed Finish Line in Pit Lane, D = Time Disallowed

P13 19		Scott McPHEE				Honda - SMP Racing			
IDEAL LAP TIME : 1:49.743		BEST LAP TIME : 1:50.168				DIFFERENCE : 0.425			
LAP	SECTOR 1	SECTOR 2	SECTOR 3	SECTOR 4	LAP TIME	MPH	DIFF	TIME OF DAY	
1 -	OUTLAP	110.5	32.861	92.3	22.147	101.5	30.985	107.0	16:33:39.251
2 -	27.793	112.9	31.300	93.0	22.403	102.4	IN PIT	1:58.613 P	81.70 8.445 16:35:37.864
3 -	OUTLAP	113.5	31.209	93.0	21.829	103.4	30.339	109.2	3:30.724 45.99 1:40.556 16:39:08.588
4 -	27.976	114.5	31.442	93.5	21.731	102.7	30.543	107.0	1:51.692 86.76 1.524 16:41:00.280
5 -	27.756	113.9	31.159	93.0	21.678	102.6	30.712	105.0	1:51.305 87.06 1.137 16:42:51.585
6 -	27.929	113.5	31.055	93.0	29.050	99.8	30.592	107.7	4:58.626 D 81.69 8.458 16:44:50.211
7 -	27.492	113.5	31.129	92.6	21.720	103.0	30.650	106.8	1:50.991 87.31 0.823 16:46:41.202
8 -	27.359	113.3	30.856	93.3	21.451	103.7	30.955	105.3	1:50.621 87.60 0.453 16:48:31.823
9 -	27.542	115.1	31.795	93.0	27.156	102.6	30.585	107.8	4:57.078 D 82.77 6.910 16:50:28.901
10 -	27.257	112.9	30.901	92.6	21.641	103.0	30.450	108.0	1:50.249 (2) 87.90 0.081 16:52:19.150
11 -	27.512	113.1	30.946	92.6	21.667	102.6	30.738	107.5	1:50.863 87.41 0.695 16:54:10.013
12 -	28.917	104.2	31.794	92.4	21.738	101.9	30.800	107.7	1:53.249 85.57 3.081 16:56:03.262
13 -	27.442	112.7	30.696	93.8	21.744	104.3	30.680	107.0	1:50.562 (3) 87.65 0.394 16:57:53.824
14 -	27.786	112.2	31.253	90.8	29.085	98.8	30.838	107.2	4:58.962 D 81.46 8.794 16:59:52.786
15 -	27.463	112.7	30.738	93.4	21.482	103.0	30.485	107.2	1:50.168 (1) 87.96 17:01:42.954

P14 16		Jack BURROWS				Honda - Burrows Engineering / RK Racing			
IDEAL LAP TIME : 1:50.053		BEST LAP TIME : 1:50.228				DIFFERENCE : 0.175			
LAP	SECTOR 1	SECTOR 2	SECTOR 3	SECTOR 4	LAP TIME	MPH	DIFF	TIME OF DAY	
1 -	OUTLAP	111.6	33.328	91.5	22.594	101.2	31.542	106.5	16:33:29.688
2 -	27.904	112.7	31.774	91.9	22.228	101.9	31.341	108.4	1:53.247 85.57 3.019 16:35:22.935
3 -	27.749	113.3	31.190	91.8	21.919	101.8	31.072	107.3	1:51.930 86.58 1.702 16:37:14.865
4 -	27.780	111.1	31.858	86.3	22.624	101.2	31.191	107.5	1:53.453 85.42 3.225 16:39:08.318
5 -	27.821	112.2	31.318	91.8	26.442	103.2	31.106	106.6	4:56.687 D 83.05 6.459 16:41:05.005
6 -	27.644	111.6	31.078	92.4	21.649	103.5	31.277	106.8	1:51.648 86.80 1.420 16:42:56.653
7 -	27.606	112.2	31.239	91.6	21.757	101.6	30.903	106.0	1:51.505 86.91 1.277 16:44:48.158
8 -	29.439	98.3	31.396	93.2	21.669	103.4	30.730	107.7	1:53.234 85.58 3.006 16:46:41.392
9 -	27.295	113.9	30.944	93.3	21.621	102.7	30.723	106.6	1:50.583 (2) 87.63 0.355 16:48:31.975
10 -	27.677	112.9	31.652	93.2	27.231	99.7	30.985	107.7	4:57.545 D 82.44 7.317 16:50:29.520
11 -	27.917	110.5	31.148	91.1	21.820	102.2	30.815	106.0	1:51.700 86.76 1.472 16:52:21.220
12 -	27.635	111.1	31.090	92.4	21.759	101.2	30.811	105.6	1:51.295 87.07 1.067 16:54:12.515
13 -	27.602	112.4	31.034	92.9	21.598	101.9	30.747	106.5	1:50.981 87.32 0.753 16:56:03.496
14 -	27.355	112.5	30.923	92.1	21.634	102.9	30.909	107.0	1:50.821 (3) 87.45 0.593 16:57:54.317
15 -	27.549	112.7	31.109	92.5	29.105	96.8	31.033	106.8	4:58.796 D 81.57 8.568 16:59:53.113
16 -	27.470	112.9	30.754	93.2	21.577	101.8	30.427	107.0	1:50.228 (1) 87.92 17:01:43.341

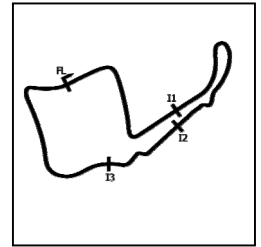
P15 65		Alexander ROWAN				Honda - Alexander Rowan Racing			
IDEAL LAP TIME : 1:50.136		BEST LAP TIME : 1:50.424				DIFFERENCE : 0.288			
LAP	SECTOR 1	SECTOR 2	SECTOR 3	SECTOR 4	LAP TIME	MPH	DIFF	TIME OF DAY	
1 -	OUTLAP	111.6	33.577	92.0	22.330	102.7	31.056	107.3	16:33:31.212
2 -	28.098	112.2	31.586	92.3	21.716	103.7	30.770	109.8	1:52.170 86.39 1.746 16:35:23.382
3 -	27.694	115.3	31.268	94.3	28.661	99.1	31.134	108.5	1:58.757 81.60 8.333 16:37:22.139
4 -	27.743	111.8	31.160	92.0	21.638	103.5	30.285	109.2	1:50.826 87.44 0.402 16:39:12.965
5 -	27.524	113.3	30.897	94.7	21.486	104.8	30.517	109.4	1:50.424 (1) 87.76 16:41:03.389
6 -	27.934	113.3	31.019	90.4	21.795	102.9	30.328	108.4	1:51.076 87.24 0.652 16:42:54.465
7 -	27.546	112.7	30.908	93.8	21.632	103.4	30.393	108.0	1:50.479 (2) 87.72 0.055 16:44:44.944
8 -	27.468	112.9	31.134	92.8	21.761	102.2	30.465	107.5	1:50.828 87.44 0.404 16:46:35.772
9 -	27.511	112.7	31.135	93.3	22.047	102.2	30.767	107.8	1:51.460 86.94 1.036 16:48:27.232
10 -	27.559	112.7	30.909	93.9	21.930	98.2	30.818	108.5	1:51.216 87.13 0.792 16:50:18.448
11 -	28.811	110.0	32.428	92.0	21.797	101.8	IN PIT	2:05.174 P	77.42 14.750 16:52:23.622
12 -	OUTLAP	110.9	31.592	92.6	21.956	102.2	30.687	107.8	2:09.571 74.79 19.147 16:54:33.193
13 -	27.682	112.4	31.121	92.9	21.697	102.2	30.698	106.6	1:51.198 87.15 0.774 16:56:24.391
14 -	27.616	112.0	31.030	93.2	21.778	101.9	30.552	107.5	1:50.976 87.32 0.552 16:58:15.367
15 -	27.877	111.6	31.124	93.0	21.656	102.2	30.796	106.6	1:51.453 86.95 1.029 17:00:06.820
16 -	27.561	112.4	31.046	93.2	21.668	102.2	30.466	108.4	1:50.741 (3) 87.51 0.317 17:01:57.561

MCRCB BULLETIN TK077

2024 Bennetts British Superbike Championship - Round 9

2024 R&G British Talent Cup

FREE PRACTICE 2 - SECTOR ANALYSIS



SECTOR 1 = FL to I1, SECTOR 2 = I1 to I2 SECTOR 3 = I2 to I3, SECTOR 4 = I3 to FL, DIFF = Difference To Personal Best Lap, P = Crossed Finish Line in Pit Lane, D = Time Disallowed

P16 42		Ben JOLLIFFE				Honda - Wilson Racing			
IDEAL LAP TIME : 1:50.430		BEST LAP TIME : 1:50.667				DIFFERENCE : 0.237			
LAP	SECTOR 1	SECTOR 2	SECTOR 3	SECTOR 4	LAP TIME	MPH	DIFF	TIME OF DAY	
1 -	OUTLAP	108.9	34.304	88.5	29.204	100.9	32.522	106.0	16:33:44.676
2 -	28.751	111.2	32.653	90.5	22.603	100.6	31.359	106.6	1:55.366 84.00 4.699 16:35:40.042
3 -	27.700	112.4	31.626	91.9	22.071	100.9	31.049	104.0	1:52.446 86.18 1.779 16:37:32.488
4 -	27.596	111.2	31.470	91.0	26.914	101.0	31.333	105.6	4:57.343 D 82.61 6.646 16:39:29.801
5 -	27.695	111.6	31.349	91.0	22.002	99.7	31.109	104.6	1:52.155 86.40 1.488 16:41:21.956
6 -	27.571	111.8	31.364	91.3	22.046	100.1	30.849	105.1	1:51.830 86.66 1.163 16:43:13.786
7 -	27.732	111.4	31.089	91.3	21.924	100.7	30.802	105.6	1:51.547 86.88 0.880 16:45:05.333
8 -	30.068	99.5	33.640	87.8	27.894	94.9	IN PIT		2:11.732 P 73.56 21.065 16:47:17.065
9 -	OUTLAP	78.9	32.475	91.4	22.082	100.3	30.982	105.5	2:50.905 56.70 1:00.238 16:50:07.970
10 -	27.770	111.2	31.182	91.1	21.939	100.9	30.778	105.6	1:51.669 86.78 1.002 16:51:59.639
11 -	27.685	111.8	31.311	92.4	21.685	101.8	30.647	106.5	1:51.328 87.05 0.661 16:53:50.967
12 -	27.413	112.7	30.904	93.3	21.980	103.0	31.123	105.8	1:51.420 86.97 0.753 16:55:42.387
13 -	27.583	111.6	30.955	91.8	21.686	100.6	30.734	105.6	1:50.958 87.34 0.291 16:57:33.345
14 -	27.341	112.5	30.872	91.8	21.907	100.3	30.827	105.0	1:50.947 (3) 87.35 0.280 16:59:24.292
15 -	27.433	111.6	30.917	91.5	21.653	100.4	30.664	105.8	1:50.667 (1) 87.57 17:01:14.959
16 -	27.478	110.0	31.071	91.8	21.776	100.3	30.564	106.1	1:50.889 (2) 87.39 0.222 17:03:05.848

P17 11		Iwan JONES				Honda - Jones Brothers Racing			
IDEAL LAP TIME : 1:50.680		BEST LAP TIME : 1:50.707				DIFFERENCE : 0.027			
LAP	SECTOR 1	SECTOR 2	SECTOR 3	SECTOR 4	LAP TIME	MPH	DIFF	TIME OF DAY	
1 -	OUTLAP	109.2	33.321	90.9	22.479	101.0	31.606	106.3	16:33:29.083
2 -	27.915	112.0	31.592	91.8	21.860	101.9	31.262	106.0	1:52.629 86.04 1.922 16:35:21.712
3 -	27.652	113.9	31.435	91.8	22.117	101.9	31.188	105.3	1:52.392 86.22 1.685 16:37:14.104
4 -	28.788	112.2	31.867	91.3	22.001	101.3	31.363	105.0	1:54.019 84.99 3.312 16:39:08.123
5 -	27.621	111.1	31.195	91.3	21.828	100.9	31.218	104.5	1:51.862 86.63 1.155 16:40:59.985
6 -	27.895	109.1	31.549	92.8	21.904	101.5	30.947	106.0	1:52.295 86.30 1.588 16:42:52.280
7 -	27.745	113.1	31.124	91.5	22.051	98.5	30.849	105.8	1:51.769 (3) 86.70 1.062 16:44:44.049
8 -	27.486	112.2	36.290	79.2	29.009	99.2	IN PIT		2:10.864 P 74.05 20.157 16:46:54.913
9 -	OUTLAP	97.6	31.956	90.8	21.922	100.9	30.872	106.0	5:05.637 31.70 3:14.930 16:52:00.550
10 -	27.405	113.1	30.883	92.0	21.631	102.9	30.788	106.8	1:50.707 (1) 87.54 16:53:51.257
11 -	27.388	113.1	31.182	91.1	21.784	102.2	31.764	106.8	1:52.118 86.43 1.411 16:55:43.375
12 -	27.578	112.2	30.873	90.9	21.717	100.9	30.868	105.6	1:51.036 (2) 87.28 0.329 16:57:34.411

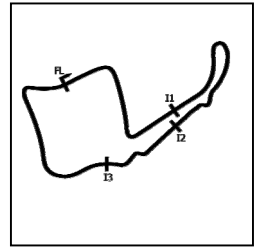
P18 28		Charlie BARNES				Honda - SENCAT Talent Team / Mortimer Racing			
IDEAL LAP TIME : 1:50.425		BEST LAP TIME : 1:50.726				DIFFERENCE : 0.301			
LAP	SECTOR 1	SECTOR 2	SECTOR 3	SECTOR 4	LAP TIME	MPH	DIFF	TIME OF DAY	
1 -	OUTLAP	102.4	33.267	89.4	23.440	97.5	31.627	107.8	16:33:42.100
2 -	27.580	112.4	31.206	92.3	21.715	102.6	30.458	107.8	1:50.959 87.34 0.233 16:35:33.059
3 -	27.810	112.4	31.733	92.0	21.869	101.9	30.465	108.0	1:51.877 86.62 1.151 16:37:24.936
4 -	27.617	112.7	32.326	88.8	22.471	101.0	30.709	107.2	1:53.123 85.67 2.397 16:39:18.059
5 -	27.675	110.9	31.178	92.4	22.092	101.2	30.693	106.3	1:51.638 86.81 0.912 16:41:09.697
6 -	27.768	110.3	30.968	91.4	21.964	101.0	30.648	105.1	1:51.348 87.03 0.622 16:43:01.045
7 -	27.586	110.5	31.102	91.5	21.774	101.2	30.398	106.1	1:50.860 (3) 87.41 0.134 16:44:51.905
8 -	28.283	109.4	31.501	91.0	21.975	101.0	30.697	105.6	1:52.456 86.17 1.730 16:46:44.361
9 -	27.765	111.1	30.815	91.8	21.819	102.1	31.004	105.8	1:51.403 86.99 0.677 16:48:35.764
10 -	27.855	109.8	31.085	91.4	21.839	101.2	30.459	106.5	1:51.238 87.12 0.512 16:50:27.002
11 -	27.753	110.7	30.867	91.5	21.689	101.5	30.511	106.1	1:50.820 (2) 87.45 0.094 16:52:17.822
12 -	28.111	109.4	33.641	69.3	23.689	97.8	IN PIT		2:01.643 P 79.67 10.917 16:54:19.465
13 -	OUTLAP	109.6	31.620	90.3	33.968	86.5	32.346	105.5	5:48.095 D 30.46 3:27.369 16:59:37.560
14 -	27.815	110.1	30.859	92.0	21.846	101.2	30.625	105.8	1:51.145 87.19 0.419 17:01:28.705
15 -	27.660	110.5	30.935	91.9	21.632	101.2	30.499	106.5	1:50.726 (1) 87.52 17:03:19.431

MCRCB BULLETIN TK077

2024 Bennetts British Superbike Championship - Round 9

2024 R&G British Talent Cup

FREE PRACTICE 2 - SECTOR ANALYSIS



SECTOR 1 = FL to I1, SECTOR 2 = I1 to I2 SECTOR 3 = I2 to I3, SECTOR 4 = I3 to FL, DIFF = Difference To Personal Best Lap, P = Crossed Finish Line in Pit Lane, D = Time Disallowed

P19 71		Daniel GOODMAN				Honda - Fibre Tec Honda			
IDEAL LAP TIME : 1:50.740		BEST LAP TIME : 1:50.777				DIFFERENCE : 0.037			
LAP	SECTOR 1	SECTOR 2	SECTOR 3	SECTOR 4	LAP TIME	MPH	DIFF	TIME OF DAY	
1 -	OUTLAP	109.8	32.440	90.3	22.918	98.9	31.929	106.0	16:33:28.246
2 -	27.989	111.4	31.587	91.1	21.972	101.0	31.036	106.8	1:52.584 86.08 1.807 16:35:20.830
3 -	27.690	112.4	31.321	91.6	21.695	102.4	30.793	107.2	1:51.499 86.91 0.722 16:37:12.329
4 -	27.937	112.0	31.524	89.8	22.360	99.4	IN PIT		1:59.110 P 81.36 8.333 16:39:11.439
5 -	OUTLAP	108.9	32.003	89.4	22.616	99.8	31.548	105.1	2:50.140 56.96 59.363 16:42:01.579
6 -	28.162	109.6	31.482	90.5	22.041	100.7	31.316	103.5	1:53.001 85.76 2.224 16:43:54.580
7 -	28.128	110.1	31.339	90.6	26.073	98.1	31.794	104.6	4:57.334 D 82.59 6.557 16:45:51.914
8 -	27.929	110.9	31.315	91.1	26.716	97.9	31.866	105.3	4:57.826 D 82.25 7.049 16:47:49.740
9 -	27.861	110.3	31.325	90.8	21.801	100.9	30.852	106.0	1:51.839 86.65 1.062 16:49:41.579
10 -	27.857	110.5	31.402	90.9	21.813	100.4	30.980	106.1	1:52.052 86.48 1.275 16:51:33.631
11 -	27.919	111.8	31.802	91.6	21.740	100.1	31.178	106.0	1:52.639 86.03 1.862 16:53:26.270
12 -	27.733	111.2	31.026	89.0	21.631	101.5	30.604	106.5	1:50.994 (2) 87.31 0.217 16:55:17.264
13 -	27.686	112.4	30.912	92.1	21.538	101.8	30.641	106.6	1:50.777 (1) 87.48 16:57:08.041
14 -	28.887	83.6	32.801	89.2	28.078	98.1	31.343	104.8	2:04.109 D 80.02 10.332 16:59:09.150
15 -	27.937	109.6	31.249	91.9	21.866	99.2	31.189	106.1	1:52.241 86.34 1.464 17:01:01.391
16 -	27.811	112.5	30.957	92.0	21.787	102.1	30.655	106.6	1:51.210 (3) 87.14 0.433 17:02:52.601

P20 48		Ollie WALKER				Honda - Walker Racing			
IDEAL LAP TIME : 1:50.817		BEST LAP TIME : 1:51.056				DIFFERENCE : 0.239			
LAP	SECTOR 1	SECTOR 2	SECTOR 3	SECTOR 4	LAP TIME	MPH	DIFF	TIME OF DAY	
1 -	OUTLAP	108.2	33.153	87.0	22.945	99.7	31.454	107.2	16:33:37.483
2 -	28.781	110.3	31.392	92.6	23.417	96.6	31.734	108.9	1:55.324 84.03 4.268 16:35:32.807
3 -	28.329	112.9	31.797	92.6	22.323	102.6	31.310	107.5	1:53.759 85.19 2.703 16:37:26.566
4 -	28.269	111.1	31.598	90.9	22.106	101.2	30.924	107.7	1:52.897 85.84 1.841 16:39:19.463
5 -	27.977	111.1	31.006	92.4	21.823	101.8	30.929	108.7	1:51.735 86.73 0.679 16:41:11.198
6 -	27.685	111.6	31.035	92.4	22.049	102.6	30.625	107.2	1:51.394 (2) 87.00 0.338 16:43:02.592
7 -	27.959	106.3	33.041	87.2	23.005	96.9	IN PIT		2:05.287 P 77.35 14.231 16:45:07.879
8 -	OUTLAP	106.5	32.521	88.7	22.473	99.5	31.404	106.0	3:54.344 41.35 2:03.288 16:49:02.223
9 -	28.223	110.0	31.258	91.4	21.905	100.6	32.597	104.5	1:53.983 85.02 2.927 16:50:56.206
10 -	28.052	110.5	30.905	90.4	21.733	101.3	31.441	105.3	1:52.131 86.42 1.075 16:52:48.337
11 -	27.936	110.9	31.070	91.5	22.221	95.7	32.024	106.5	1:53.251 85.57 2.195 16:54:41.588
12 -	27.946	110.9	30.929	92.1	22.097	100.3	IN PIT		1:58.941 P 81.47 7.885 16:56:40.529
13 -	OUTLAP	110.0	31.115	91.8	21.902	100.9	30.971	106.5	2:06.506 76.60 15.450 16:58:47.035
14 -	27.866	111.6	30.819	92.1	21.688	101.3	31.048	107.0	1:51.421 (3) 86.97 0.365 17:00:38.456
15 -	27.702	111.8	30.877	92.6	21.705	101.9	30.772	108.4	1:51.056 (1) 87.26 17:02:29.512

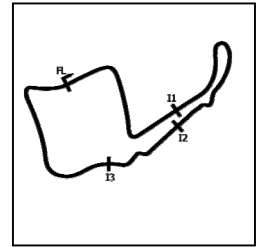
P21 99		Peter WILLIS				Honda - Clonlough.ie by WM Racing			
IDEAL LAP TIME : 1:51.166		BEST LAP TIME : 1:51.256				DIFFERENCE : 0.090			
LAP	SECTOR 1	SECTOR 2	SECTOR 3	SECTOR 4	LAP TIME	MPH	DIFF	TIME OF DAY	
1 -	OUTLAP	111.4	34.615	91.3	23.122	100.7	31.879	107.7	16:33:34.237
2 -	29.138	108.5	33.086	92.6	22.349	100.7	31.203	106.6	1:55.776 83.70 4.520 16:35:30.013
3 -	28.125	111.2	31.757	91.4	22.372	100.7	31.146	107.7	1:53.400 85.46 2.144 16:37:23.413
4 -	27.937	110.7	38.293	80.5	23.973	97.8	IN PIT		2:09.085 P 75.07 17.829 16:39:32.498
5 -	OUTLAP	109.4	32.367	90.8	22.406	99.7	31.632	104.2	3:03.115 52.92 1:11.859 16:42:35.613
6 -	28.471	109.2	31.552	92.3	22.050	100.9	31.263	106.0	1:53.336 85.50 2.080 16:44:28.949
7 -	28.176	112.5	31.335	92.5	32.116	98.5	31.939	102.7	2:03.566 D 78.43 12.310 16:46:32.515
8 -	27.949	112.5	31.903	92.0	22.116	100.6	31.291	105.5	1:53.259 85.56 2.003 16:48:25.774
9 -	27.981	112.0	31.642	92.1	22.159	100.6	31.161	108.9	1:52.943 (3) 85.80 1.687 16:50:18.717
10 -	28.420	112.2	32.137	91.5	22.158	101.5	IN PIT		1:59.217 P 81.29 7.961 16:52:17.934
11 -	OUTLAP	106.0	32.376	91.5	22.398	98.5	31.824	105.1	2:54.469 55.54 1:03.213 16:55:12.403
12 -	28.190	107.8	32.936	92.8	21.983	101.2	30.972	108.5	1:54.081 84.95 2.825 16:57:06.484
13 -	27.499	112.2	31.123	93.0	21.841	102.1	30.793	107.3	1:51.256 (1) 87.10 16:58:57.740
14 -	27.648	112.7	31.115	93.2	21.838	100.9	30.779	107.2	1:51.380 (2) 87.01 0.124 17:00:49.120

MCRCB BULLETIN TK077

2024 Bennetts British Superbike Championship - Round 9

2024 R&G British Talent Cup

FREE PRACTICE 2 - SECTOR ANALYSIS



SECTOR 1 = FL to I1, SECTOR 2 = I1 to I2 SECTOR 3 = I2 to I3, SECTOR 4 = I3 to FL, DIFF = Difference To Personal Best Lap, P = Crossed Finish Line in Pit Lane, D = Time Disallowed

P22		2		Josh BANNISTER				Honda - Dunsley Heat Racing				
IDEAL LAP TIME : 1:51.905		BEST LAP TIME : 1:52.187				DIFFERENCE : 0.282						
LAP	SECTOR 1	SECTOR 2		SECTOR 3		SECTOR 4		LAP TIME	MPH	DIFF	TIME OF DAY	
1 -	OUTLAP	109.6	33.517	90.6	22.488	100.0	31.383	105.5			16:33:29.197	
2 -	27.944	112.4	31.818	91.0	22.324	99.7	31.400	104.3	1:53.486	85.39	1.299	16:35:22.683
3 -	27.879	110.7	31.739	91.1	22.258	100.1	31.149	105.3	1:53.025 (3)	85.74	0.838	16:37:15.708
4 -	29.543	109.1	31.989	91.3	22.103	100.4	31.174	105.1	1:54.809	84.41	2.622	16:39:10.517
5 -	28.136	109.8	31.824	91.3	22.007	100.3	31.320	106.5	1:53.287	85.54	1.100	16:41:03.804
6 -	27.914	111.6	31.546	91.3	21.861	100.6	31.684	106.0	1:53.005 (2)	85.75	0.818	16:42:56.809
7 -	27.721	112.0	31.498	91.0	21.889	100.6	31.079	105.0	1:52.187 (1)	86.38		16:44:48.996
8 -	28.849	112.4	31.591	91.9	21.801	101.3	30.885	105.1	4:53.126 D	85.66	0.939	16:46:42.122
9 -	28.016	110.0	31.936	90.8	22.199	99.1	IN PIT		1:58.843 P	81.54	6.656	16:48:40.965
10 -	OUTLAP	106.1	32.240	90.3	22.169	99.5	31.369	104.5	3:14.369	49.86	1:22.182	16:51:55.334
11 -	28.201	108.7	31.975	90.5	22.352	99.4	31.362	103.8	1:53.890	85.09	1.703	16:53:49.224
12 -	28.050	111.2	31.783	91.3	22.137	100.1	32.237	103.5	1:54.207	84.85	2.020	16:55:43.431
13 -	28.282	112.0	31.676	90.5	22.037	100.1	31.131	104.3	1:53.126	85.66	0.939	16:57:36.557
14 -	28.627	107.5	31.879	90.5	22.188	99.1	31.408	104.2	1:54.102	84.93	1.915	16:59:30.659
15 -	28.250	109.2	32.020	91.0	22.189	98.6	31.281	104.6	1:53.740	85.20	1.553	17:01:24.399
16 -	28.244	108.5	31.917	90.5	22.098	98.9	31.536	102.2	1:53.795	85.16	1.608	17:03:18.194

P23		91		Joshua RAYMOND Jnr				Honda - Fibre Tec Honda				
IDEAL LAP TIME : 1:52.212		BEST LAP TIME : 1:52.212				DIFFERENCE : 0.000						
LAP	SECTOR 1	SECTOR 2		SECTOR 3		SECTOR 4		LAP TIME	MPH	DIFF	TIME OF DAY	
1 -	OUTLAP	110.5	34.944	91.0	22.899	101.2	32.426	107.0			16:33:33.632	
2 -	29.420	110.5	33.194	91.8	22.908	100.4	32.019	108.4	1:57.541	82.45	5.329	16:35:31.173
3 -	28.878	110.7	32.795	93.5	22.251	102.4	31.388	108.0	1:55.312	84.04	3.100	16:37:26.485
4 -	28.634	113.7	32.207	93.0	22.164	103.4	31.471	108.7	1:54.476	84.65	2.264	16:39:20.961
5 -	28.902	109.1	32.223	92.8	22.185	102.1	31.760	107.5	4:55.070 D	84.22	2.858	16:41:16.031
6 -	28.582	112.4	31.940	93.0	22.071	102.4	31.767	106.8	1:54.360	84.74	2.148	16:43:10.391
7 -	28.470	112.9	31.818	93.0	22.106	102.2	31.425	105.6	1:53.819	85.14	1.607	16:45:04.210
8 -	30.519	110.1	33.311	92.5	22.522	101.9	IN PIT		2:05.101 P	77.46	12.889	16:47:09.311
9 -	OUTLAP	111.8	32.762	92.0	22.428	101.3	31.638	107.7	3:08.683	51.36	1:16.471	16:50:17.994
10 -	28.924	112.5	31.943	92.5	22.020	102.7	31.165	107.8	1:54.052	84.97	1.840	16:52:12.046
11 -	28.592	111.8	31.906	92.8	22.019	102.9	31.376	107.5	1:53.893	85.09	1.681	16:54:05.939
12 -	28.412	112.5	32.025	93.3	21.986	103.0	31.154	108.5	1:53.577 (3)	85.32	1.365	16:55:59.516
13 -	28.819	111.6	32.579	92.6	22.060	103.2	31.510	108.9	1:54.968	84.29	2.756	16:57:54.484
14 -	28.271	115.1	31.345	94.1	22.268	103.2	31.156	108.4	1:53.040 (2)	85.73	0.828	16:59:47.524
15 -	27.956	113.9	31.280	93.9	21.883	102.9	31.093	107.3	1:52.212 (1)	86.36		17:01:39.736

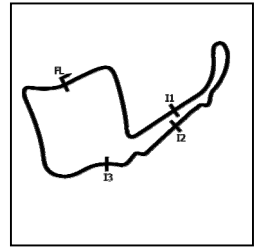
P24		76		Charlie HUNTINGFORD				Honda - Mototechniks				
IDEAL LAP TIME : 1:53.377		BEST LAP TIME : 1:53.442				DIFFERENCE : 0.065						
LAP	SECTOR 1	SECTOR 2		SECTOR 3		SECTOR 4		LAP TIME	MPH	DIFF	TIME OF DAY	
1 -	OUTLAP	108.4	33.859	90.6	22.806	99.1	31.889	105.8			16:33:52.082	
2 -	28.817	109.8	32.507	90.3	22.336	100.3	31.359	106.6	1:55.019	84.25	1.577	16:35:47.101
3 -	28.659	109.6	32.056	90.8	22.256	99.8	31.426	105.5	1:54.397 (3)	84.71	0.955	16:37:41.498
4 -	28.450	109.6	32.144	90.6	31.701	97.3	IN PIT		2:15.658 P	71.43	22.216	16:39:57.156
5 -	OUTLAP	106.0	34.086	89.2	22.813	100.0	31.819	106.0	8:45.082	18.45	6:51.640	16:48:42.238
6 -	28.498	110.9	32.219	91.1	23.872	87.9	32.277	105.8	1:56.866	82.92	3.424	16:50:39.104
7 -	28.539	110.1	32.037	91.0	22.263	100.1	31.419	105.3	1:54.258 (2)	84.81	0.816	16:52:33.362
8 -	29.565	107.2	32.656	90.6	36.089	94.6	IN PIT		2:19.299 P	69.57	25.857	16:54:52.661
9 -	OUTLAP	108.4	33.116	91.5	22.706	99.8	31.341	105.6	5:43.286	28.23	3:49.844	17:00:35.947
10 -	28.515	109.8	31.663	91.6	22.254	100.3	31.010	106.5	1:53.442 (1)	85.42		17:02:29.389

MCRCB BULLETIN TK077

2024 Bennetts British Superbike Championship - Round 9

2024 R&G British Talent Cup

FREE PRACTICE 2 - SECTOR ANALYSIS



SECTOR 1 = FL to I1, SECTOR 2 = I1 to I2 SECTOR 3 = I2 to I3, SECTOR 4 = I3 to FL, DIFF = Difference To Personal Best Lap, P = Crossed Finish Line in Pit Lane, D = Time Disallowed

P25 45		Finnan WHERITY				Honda - WCS Racing							
IDEAL LAP TIME : 1:54.667		BEST LAP TIME : 1:54.935				DIFFERENCE : 0.268							
LAP	SECTOR 1	SECTOR 2		SECTOR 3		SECTOR 4		LAP TIME	MPH	DIFF	TIME OF DAY		
1 -	OUTLAP	106.5	34.734	89.5	22.929	98.9	32.470	102.6			16:33:34.036		
2 -	29.249	108.7	33.875	90.1	22.716	99.2	31.811	104.3	1:57.651	82.37	2.716	16:35:31.687	
3 -	29.218	107.2	32.799	89.9	22.302	99.5	31.879	103.7	1:56.198	83.40	1.263	16:37:27.885	
4 -	28.691	108.4	33.188	88.4	22.652	97.6	IN PIT		2:01.974	P	79.45	7.039	16:39:29.859
5 -	OUTLAP	107.5	32.993	87.9	22.774	96.6	32.113	101.8	3:08.431	51.43	1:13.496	16:42:38.290	
6 -	28.814	107.2	33.006	88.8	22.957	96.2	32.031	102.7	1:56.808	82.96	1.873	16:44:35.098	
7 -	28.717	107.7	33.548	87.2	22.679	97.5	32.490	99.7	1:57.434	82.52	2.499	16:46:32.532	
8 -	28.742	108.7	32.351	89.3	22.484	97.6	32.029	101.5	1:55.606	83.83	0.671	16:48:28.138	
9 -	29.630	104.2	33.362	89.1	23.165	97.2	IN PIT		2:03.031	P	78.77	8.096	16:50:31.169
10 -	OUTLAP	105.8	32.905	88.6	28.331	96.9	32.683	101.8	3:16.706	D	49.26	1:21.771	16:53:47.875
11 -	28.668	107.3	32.266	88.4	22.287	97.8	32.011	102.6	1:55.232	(2)	84.10	0.297	16:55:43.107
12 -	28.564	108.9	32.400	90.0	22.399	98.6	31.572	102.9	1:54.935 (1)	84.31			16:57:38.042
13 -	29.005	106.5	32.244	90.1	22.325	97.9	31.775	102.6	1:55.349	(3)	84.01	0.414	16:59:33.391
14 -	28.961	106.5	32.689	89.7	28.562	96.5	32.506	101.8	2:02.748	D	78.97	7.783	17:01:36.109

MCRCB BULLETIN TK078

2024 Bennetts British Superbike Championship - Round 9

2024 R&G British Talent Cup

FREE PRACTICE 2 - BEST SECTORS

SECTOR 1				SECTOR 2				SECTOR 3				SECTOR 4				IDEAL / BEST COMPARISON		
POS	NO	NAME	TIME	NO	NAME	TIME	NO	NAME	TIME	NO	NAME	TIME	POS	NO	NAME	IDEAL	BEST	DIFF
															PERFECT LAP	1:46.627		
1	75	SUROWIA	26.592	29	BROWN	29.725	29	BROWN	20.849	29	BROWN	29.461	1	29	BROWN	1:46.778	1:46.831	0.053
2	40	CORREA	26.740	75	SUROWIA	29.840	24	FROST	21.039	40	CORREA	29.716	2	75	SUROWIA	1:47.243	1:47.243	0.000
3	29	BROWN	26.743	40	CORREA	29.859	40	CORREA	21.051	75	SUROWIA	29.748	3	40	CORREA	1:47.366	1:47.366	0.000
4	66	HARRIS	26.846	43	BRINTON	30.008	75	SUROWIA	21.063	64	EDMUNDS	29.891	4	64	EDMUNDS	1:48.146	1:48.245	0.099
5	24	FROST	26.958	64	EDMUNDS	30.068	64	EDMUNDS	21.170	61	MACKAY	29.969	5	24	FROST	1:48.189	1:48.893	0.704
6	7	McCABE	26.994	24	FROST	30.135	43	BRINTON	21.209	7	McCABE	29.989	6	43	BRINTON	1:48.385	1:48.552	0.167
7	64	EDMUNDS	27.017	7	McCABE	30.336	7	McCABE	21.214	24	FROST	30.057	7	7	McCABE	1:48.533	1:48.842	0.309
8	43	BRINTON	27.071	61	MACKAY	30.385	67	BOWES	21.281	43	BRINTON	30.097	8	61	MACKAY	1:48.805	1:48.974	0.169
9	61	MACKAY	27.162	66	HARRIS	30.507	61	MACKAY	21.289	66	HARRIS	30.230	9	66	HARRIS	1:48.989	1:49.162	0.173
10	14	HARRIS	27.225	88	FOSTER	30.688	66	HARRIS	21.406	88	FOSTER	30.231	10	88	FOSTER	1:49.738	1:49.812	0.074
11	19	McPHEE	27.257	19	McPHEE	30.696	88	FOSTER	21.430	65	ROWAN	30.285	11	19	McPHEE	1:49.743	1:50.168	0.425
12	16	BURROWS	27.295	16	BURROWS	30.754	14	HARRIS	21.450	19	McPHEE	30.339	12	67	BOWES	1:49.832	1:49.832	0.000
13	67	BOWES	27.314	14	HARRIS	30.790	19	McPHEE	21.451	67	BOWES	30.357	13	14	HARRIS	1:49.897	1:49.957	0.060
14	42	JOLLIFF	27.341	28	BARNES	30.815	65	ROWAN	21.486	28	BARNES	30.398	14	16	BURROWS	1:50.053	1:50.228	0.175
15	11	JONES	27.388	48	WALKER	30.819	71	GOODMAN	21.538	16	BURROWS	30.427	15	65	ROWAN	1:50.136	1:50.424	0.288
16	88	FOSTER	27.389	42	JOLLIFF	30.872	16	BURROWS	21.577	14	HARRIS	30.432	16	28	BARNES	1:50.425	1:50.726	0.301
17	65	ROWAN	27.468	11	JONES	30.873	11	JONES	21.631	42	JOLLIFF	30.564	17	42	JOLLIFFE	1:50.430	1:50.667	0.237
18	99	WILLIS	27.499	67	BOWES	30.880	28	BARNES	21.632	71	GOODMAN	30.604	18	11	JONES	1:50.680	1:50.707	0.027
19	28	BARNES	27.580	65	ROWAN	30.897	42	JOLLIFF	21.653	48	WALKER	30.625	19	71	GOODMAN	1:50.740	1:50.777	0.037
20	48	WALKER	27.685	71	GOODMAN	30.912	48	WALKER	21.688	99	WILLIS	30.779	20	48	WALKER	1:50.817	1:51.056	0.239
21	71	GOODMAN	27.686	99	WILLIS	31.115	99	WILLIS	21.773	11	JONES	30.788	21	99	WILLIS	1:51.166	1:51.256	0.090
22	2	BANNIST	27.721	91	RAYMOND	31.280	2	BANNIST	21.801	2	BANNIST	30.885	22	2	BANNISTER	1:51.905	1:52.187	0.282
23	91	RAYMOND	27.956	2	BANNIST	31.498	91	RAYMOND	21.883	76	HUNTING	31.010	23	91	RAYMOND Jnr	1:52.212	1:52.212	0.000
24	76	HUNTING	28.450	76	HUNTING	31.663	76	HUNTING	22.254	91	RAYMOND	31.093	24	76	HUNTINGFORD	1:53.377	1:53.442	0.065
25	45	WHERITY	28.564	45	WHERITY	32.244	45	WHERITY	22.287	45	WHERITY	31.572	25	45	WHERITY	1:54.667	1:54.935	0.268

MCRCB BULLETIN TK079**2024 Bennetts British Superbike Championship - Round 9****2024 R&G British Talent Cup****FREE PRACTICE 2 - BEST SPEEDS**

POS	INTERMEDIATE 1			INTERMEDIATE 2			INTERMEDIATE 3			FINISH LINE		
	NO	NAME	MPH	NO	NAME	MPH	NO	NAME	MPH	NO	NAME	MPH
1	7	McCABE	116.9	24	FROST	96.1	24	FROST	106.0	24	FROST	111.4
2	75	SUROWIAK	116.1	40	CORREA	95.3	7	McCABE	105.8	40	CORREA	111.2
3	40	CORREA	115.9	7	McCABE	94.7	40	CORREA	105.3	61	MACKAY	111.2
4	61	MACKAY	115.3	65	ROWAN	94.7	67	BOWES	104.8	7	McCABE	111.1
5	66	HARRIS	115.3	64	EDMUNDS	94.6	65	ROWAN	104.8	67	BOWES	110.3
6	65	ROWAN	115.3	75	SUROWIAK	94.3	19	McPHEE	104.3	65	ROWAN	109.8
7	24	FROST	115.1	61	MACKAY	94.3	75	SUROWIAK	104.2	43	BRINTON	109.4
8	19	McPHEE	115.1	67	BOWES	94.3	61	MACKAY	104.2	29	BROWN	109.2
9	91	RAYMOND Jnr	115.1	91	RAYMOND Jnr	94.1	66	HARRIS	103.7	19	McPHEE	109.2
10	64	EDMUNDS	114.5	66	HARRIS	93.9	88	FOSTER	103.7	75	SUROWIAK	109.1
11	67	BOWES	114.5	19	McPHEE	93.8	16	BURROWS	103.5	48	WALKER	108.9
12	14	HARRIS	114.3	29	BROWN	93.4	91	RAYMOND Jnr	103.4	99	WILLIS	108.9
13	29	BROWN	114.1	88	FOSTER	93.4	43	BRINTON	103.2	91	RAYMOND Jnr	108.9
14	88	FOSTER	114.1	16	BURROWS	93.3	42	JOLLIFFE	103.0	64	EDMUNDS	108.5
15	43	BRINTON	113.9	42	JOLLIFFE	93.3	64	EDMUNDS	102.9	66	HARRIS	108.5
16	16	BURROWS	113.9	43	BRINTON	93.2	14	HARRIS	102.9	16	BURROWS	108.4
17	11	JONES	113.9	14	HARRIS	93.2	11	JONES	102.9	88	FOSTER	108.2
18	48	WALKER	112.9	99	WILLIS	93.2	29	BROWN	102.6	28	BARNES	108.0
19	42	JOLLIFFE	112.7	11	JONES	92.8	28	BARNES	102.6	14	HARRIS	107.7
20	28	BARNES	112.7	48	WALKER	92.6	48	WALKER	102.6	71	GOODMAN	107.2
21	99	WILLIS	112.7	28	BARNES	92.4	71	GOODMAN	102.4	11	JONES	106.8
22	71	GOODMAN	112.5	71	GOODMAN	92.1	99	WILLIS	102.1	42	JOLLIFFE	106.6
23	2	BANNISTER	112.4	2	BANNISTER	91.9	2	BANNISTER	101.3	76	HUNTINGFORD	106.6
24	76	HUNTINGFORD	110.9	76	HUNTINGFORD	91.6	76	HUNTINGFORD	100.3	2	BANNISTER	106.5
25	45	WHERITY	108.9	45	WHERITY	90.1	45	WHERITY	99.5	45	WHERITY	104.3

MCRCB BULLETIN TK080

2024 Bennetts British Superbike Championship - Round 9

2024 R&G British Talent Cup

FREE PRACTICE 2 - STATISTICS

Competitors Started	25
Planned Start	2024-09-13 @ 16:30:00.000
Actual Start	2024-09-13 @ 16:31:31.173
Finish Time	2024-09-13 @ 17:01:31.173
Track Length	2.6920mi.
Total Laps	372
Total Distance Covered	1001.4346mi.

Session Fastest Lap History

NO	NAME	LAP TIME	TIME OF DAY	LAP	VEHICLE
61	Harrison MACKAY	1:50.795	16:35:17.891	2	Honda
64	Clayton EDMUNDS	1:50.774	16:35:18.237	2	Honda
40	Julian CORREA	1:50.197	16:35:23.269	2	Honda
64	Clayton EDMUNDS	1:50.188	16:37:08.425	3	Honda
29	Lucas BROWN	1:48.978	16:37:11.069	3	Honda
29	Lucas BROWN	1:48.495	16:38:59.564	4	Honda
29	Lucas BROWN	1:48.402	16:40:47.966	5	Honda
29	Lucas BROWN	1:47.977	16:46:13.283	8	Honda
29	Lucas BROWN	1:47.661	16:48:00.944	9	Honda
29	Lucas BROWN	1:47.488	16:49:48.432	10	Honda
29	Lucas BROWN	1:47.197	16:51:35.629	11	Honda
29	Lucas BROWN	1:46.831	17:00:44.635	16	Honda

Flag History

TYPE	TIME OF DAY
GREEN	16:31:31.173
FINISH	17:01:31.173

Flag Statistics

TYPE	COUNT	TOTAL LAPS	TOTAL TIME
Green	1	17	34:08.533
Red	0	0	0.000
Safety Car	0	0	0.000
FCY	0	0	0.000

MCRCB BULLETIN TK081

2024 Bennetts British Superbike Championship - Round 9

2024 R&G British Talent Cup

FREE PRACTICE 2 - SESSION NOTES

TIME	MESSAGE
16:36:45	NO. 29 - COURSE CUT T10/T11/T12 - LAP TIME CANCELLED
16:39:39	NO. 42 - COURSE CUT T10/T11/T12 - LAP TIME CANCELLED
16:39:53	NO.40 EXCEEDED TRACK LIMITS T1 - LAPTIME CANCELLED
16:40:07	NO.91 EXCEEDED TRACK LIMITS T3 - LAPTIME CANCELLED
16:41:17	NO.29 EXCEEDED TRACK LIMITS T1 - LAPTIME CANCELLED
16:41:32	NO.40 EXCEEDED TRACK LIMITS T3 - LAPTIME CANCELLED
16:45:03	NO. 19 - COURSE CUT T10/T11/T12 - LAP TIME CANCELLED
16:45:40	NO.2 & 91 EXCEEDED TRACK LIMITS T1 - LAPTIME CANCELLED
16:47:26	NO. 71 - COURSE CUT T10/T11/T12 - LAP TIME CANCELLED
16:48:59	
16:50:42	NO. 19 - COURSE CUT T10/T11/T12 - LAP TIME CANCELLED
16:50:48	NO. 16 - COURSE CUT T10/T11/T12 - LAP TIME CANCELLED
16:53:59	NO. 45 - COURSE CUT T10/T11/T12 - LAP TIME CANCELLED
16:54:33	NO.75 EXCEEDED TRACK LIMITS T3 - LAPTIME CANCELLED
16:57:39	NO.71 EXCEEDED TRACK LIMITS T1 - LAPTIME CANCELLED
16:58:02	NO.11 FALLER AT T1 OLD HALL - RIDER OK
16:58:52	NO. 43 - COURSE CUT T3/T12 - LAP TIME CANCELLED
16:59:20	NO. 71 - COURSE CUT T10/T11/T12 - LAP TIME CANCELLED
16:59:45	NO. 28 - COURSE CUT T10/T11/T12 - LAP TIME CANCELLED
16:59:58	NO. 19 - COURSE CUT T10/T11/T12 - LAP TIME CANCELLED
17:00:06	NO. 16 - COURSE CUT T10/T11/T12 - LAP TIME CANCELLED
17:01:42	NO. 45 - COURSE CUT T10/T11/T12 - LAP TIME CANCELLED

MCRCB BULLETIN TK082

2024 Bennetts British Superbike Championship - Round 9

2024 R&G British Talent Cup

FREE PRACTICE 2 - WEATHER CONDITIONS

