

WARM UP - CLASSIFICATION

POS	NO	NAME	NAT	ENTRY	TIME	ON	LAPS	GAP	DIFF	MPH
1	43	Amanuel BRINTON	GBR	Honda - Kovara Projects / RS Racing	1:51.238	6	6			78.51
2	75	Filip SUROWIAK	GBR	Honda - Team City Lifting / RS Racing	1:52.789	5	6	1.551	1.551	77.43
3	88	Mason FOSTER	GBR	Honda - BRP Racing	1:52.965	6	6	1.727	0.176	77.31
4	66	Ronnie HARRIS	GBR	Honda - Kovara Projects / RS Racing	1:52.994	5	6	1.756	0.029	77.29
5	16	Jack BURROWS	GBR	Honda - Burrows Engineering / RK Racing	1:53.558	5	6	2.320	0.564	76.91
6	2	Josh BANNISTER	GBR	Honda - Fibre Tec Honda	1:54.088	5	5	2.850	0.530	76.55
7	48	Ollie WALKER	GBR	Honda - Fibre Tec Honda	1:54.191	5	5	2.953	0.103	76.48
8	7	Harley McCABE	GBR	Honda - McCabe Racing by Motorbike Buyers	1:54.502	5	5	3.264	0.311	76.27
9	19	Scott McPHEE	GBR	Honda - SMP Racing	1:55.249	4	4	4.011	0.747	75.78
10	65	Alexander ROWAN	GBR	Honda - Alexander Rowan Racing	1:56.225	5	5	4.987	0.976	75.14
11	61	Harrison MACKAY	GBR	Honda - Wilson Racing / HMR	1:56.857	4	5	5.619	0.632	74.74
12	14	Bill HARRIS	GBR	Honda - Team Harris Racing / RS Racing	1:57.162	4	5	5.924	0.305	74.54
13	90	Aeziah DIVINE	BMU	Honda - Microlise Cresswell Racing	1:57.401	4	4	6.163	0.239	74.39
14	76	Charlie HUNTINGFORD	GBR	Honda - Mototechniks			2			
15	28	Charlie BARNES	GBR	Honda - SENCAT Talent Team / Mortimer Racing			0			

Weather / Track : Bright / Dry

These results are provisional until the conclusion of any judicial and technical matters.

Date: 21/04/2024 Start: 09:00 Finish: 09:10

Circuito de Navarra: 2.4261 miles

Race Director: Stuart Higgs <i>S. Higgs</i> <small>Digitally Approved at 09:35 Sunday, 21 April 2024</small>	Stewards:	Timekeeper: Richard Evans <i>R. EVANS</i> <small>Digitally Approved at 09:19 Sunday, 21 April 2024</small>	
--	-----------	--	---

Results can be found at www.tsl-timing.com

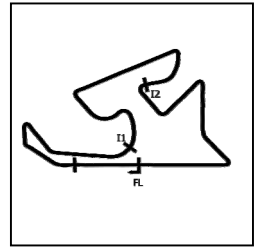
Printed - 09:13 Sunday, 21 April 2024

MCRCB BULLETIN TK140

2024 Bennetts British Superbike Championship - Round 1

2024 R&G British Talent Cup

WARM UP - SECTOR ANALYSIS



SECTOR 1 = FL to I1, SECTOR 2 = I1 to I2 SECTOR 3 = I2 to I3, SECTOR 4 = I3 to FL, DIFF = Difference To Personal Best Lap, P = Crossed Finish Line in Pit Lane, D = Time Disallowed

P1 43		Amanuel BRINTON			Honda - Kovara Projects / RS Racing			
IDEAL LAP TIME : 1:51.238		BEST LAP TIME : 1:51.238		DIFFERENCE : 0.000				
LAP	SECTOR 1	SECTOR 2	SECTOR 3	SPEED TRAP	LAP TIME	MPH	DIFF	TIME OF DAY
1-	OUTLAP	43.441	43.583	86.9	2:06.308	69.14	15.070	09:02:17.921
2-	31.714	40.971	42.562	118.2	1:55.247	75.78	4.009	09:04:13.168
3-	31.086	40.108	42.319	119.4	1:53.513	76.94	2.275	09:06:06.681
4-	30.953	40.111	41.597	119.4	1:52.661 (3)	77.52	1.423	09:07:59.342
5-	30.845	39.491	41.948	118.8	1:52.284 (2)	77.78	1.046	09:09:51.626
6-	30.644	39.297	41.297	118.8	1:51.238 (1)	78.51		09:11:42.864

P2 75		Filip SUROWIAK			Honda - Team City Lifting / RS Racing			
IDEAL LAP TIME : 1:52.457		BEST LAP TIME : 1:52.789		DIFFERENCE : 0.332				
LAP	SECTOR 1	SECTOR 2	SECTOR 3	SPEED TRAP	LAP TIME	MPH	DIFF	TIME OF DAY
1-	OUTLAP	44.333	43.709	90.7	2:05.818	69.41	13.029	09:02:19.383
2-	31.371	40.767	42.296	120.6	1:54.434	76.32	1.645	09:04:13.817
3-	30.870	40.227	42.158	122.4	1:53.255 (2)	77.11	0.466	09:06:07.072
4-	31.066	40.728	42.005	123.0	1:53.799 (3)	76.75	1.010	09:08:00.871
5-	30.637	40.279	41.873	123.0	1:52.789 (1)	77.43		09:09:53.660
6-	30.803	39.947	45.344	120.0	1:56.094	75.23	3.305	09:11:49.754

P3 88		Mason FOSTER			Honda - BRP Racing			
IDEAL LAP TIME : 1:52.485		BEST LAP TIME : 1:52.965		DIFFERENCE : 0.480				
LAP	SECTOR 1	SECTOR 2	SECTOR 3	SPEED TRAP	LAP TIME	MPH	DIFF	TIME OF DAY
1-	OUTLAP	43.358	44.862	91.1	2:06.671	68.95	13.706	09:02:12.400
2-	32.056	42.222	43.531	121.2	1:57.809	74.13	4.844	09:04:10.209
3-	31.449	41.651	43.329	120.6	1:56.429	75.01	3.464	09:06:06.638
4-	31.070	40.884	41.879	121.8	1:53.833 (3)	76.72	0.868	09:08:00.471
5-	30.721	40.681	41.846	123.6	1:53.248 (2)	77.12	0.283	09:09:53.719
6-	30.447	40.192	42.326	121.8	1:52.965 (1)	77.31		09:11:46.684

P4 66		Ronnie HARRIS			Honda - Kovara Projects / RS Racing			
IDEAL LAP TIME : 1:52.994		BEST LAP TIME : 1:52.994		DIFFERENCE : 0.000				
LAP	SECTOR 1	SECTOR 2	SECTOR 3	SPEED TRAP	LAP TIME	MPH	DIFF	TIME OF DAY
1-	OUTLAP	42.604	44.094	91.1	2:04.259	70.28	11.265	09:02:16.541
2-	31.149	41.119	42.749	120.0	1:55.017	75.93	2.023	09:04:11.558
3-	30.993	41.383	43.020	120.0	1:55.396	75.68	2.402	09:06:06.954
4-	31.656	40.602	42.168	117.7	1:54.426 (3)	76.32	1.432	09:08:01.380
5-	30.542	40.383	42.069	120.6	1:52.994 (1)	77.29		09:09:54.374
6-	30.734	40.427	42.259	121.2	1:53.420 (2)	77.00	0.426	09:11:47.794

P5 16		Jack BURROWS			Honda - Burrows Engineering / RK Racing			
IDEAL LAP TIME : 1:53.341		BEST LAP TIME : 1:53.558		DIFFERENCE : 0.217				
LAP	SECTOR 1	SECTOR 2	SECTOR 3	SPEED TRAP	LAP TIME	MPH	DIFF	TIME OF DAY
1-	OUTLAP	43.318	44.996	86.3	2:07.374	68.57	13.816	09:02:12.773
2-	31.924	42.217	43.888	119.4	1:58.029	73.99	4.471	09:04:10.802
3-	31.383	41.009	42.783	118.2	1:55.175	75.83	1.617	09:06:05.977
4-	31.216	40.790	42.139	116.6	1:54.145 (3)	76.51	0.587	09:08:00.122
5-	30.962	40.240	42.356	119.4	1:53.558 (1)	76.91		09:09:53.680
6-	31.231	40.255	42.203	120.6	1:53.689 (2)	76.82	0.131	09:11:47.369

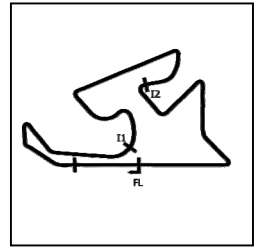
P6 2		Josh BANNISTER			Honda - Fibre Tec Honda			
IDEAL LAP TIME : 1:54.033		BEST LAP TIME : 1:54.088		DIFFERENCE : 0.055				
LAP	SECTOR 1	SECTOR 2	SECTOR 3	SPEED TRAP	LAP TIME	MPH	DIFF	TIME OF DAY
1-	32.058	40.744	42.787	113.9	1:55.589	75.56	1.501	09:04:02.009
2-	31.746	41.139	42.622	114.9	1:55.507	75.61	1.419	09:05:57.516
3-	31.424	40.662	42.486	115.5	1:54.572 (3)	76.23	0.484	09:07:52.088
4-	31.591	40.425	42.222	114.9	1:54.238 (2)	76.45	0.150	09:09:46.326
5-	31.436	40.387	42.265	114.9	1:54.088 (1)	76.55		09:11:40.414

MCRCB BULLETIN TK140

2024 Bennetts British Superbike Championship - Round 1

2024 R&G British Talent Cup

WARM UP - SECTOR ANALYSIS



SECTOR 1 = FL to I1, SECTOR 2 = I1 to I2 SECTOR 3 = I2 to I3, SECTOR 4 = I3 to FL, DIFF = Difference To Personal Best Lap, P = Crossed Finish Line in Pit Lane, D = Time Disallowed

P7 48		Ollie WALKER			Honda - Fibre Tec Honda			
IDEAL LAP TIME : 1:54.191		BEST LAP TIME : 1:54.191		DIFFERENCE : 0.000				
LAP	SECTOR 1	SECTOR 2	SECTOR 3	SPEED TRAP	LAP TIME	MPH	DIFF	TIME OF DAY
1-	OUTLAP	46.749	46.328	86.0	2:14.560	64.90	20.369	09:03:31.824
2-	33.357	42.523	43.486	116.0	1:59.366	73.17	5.175	09:05:31.190
3-	31.949	41.314	43.230	118.2	1:56.493 (3)	74.97	2.302	09:07:27.683
4-	31.639	40.958	42.824	118.2	1:55.421 (2)	75.67	1.230	09:09:23.104
5-	31.344	40.605	42.242	117.7	1:54.191 (1)	76.48		09:11:17.295

P8 7		Harley McCABE			Honda - McCabe Racing by Motorbike Buyers			
IDEAL LAP TIME : 1:54.502		BEST LAP TIME : 1:54.502		DIFFERENCE : 0.000				
LAP	SECTOR 1	SECTOR 2	SECTOR 3	SPEED TRAP	LAP TIME	MPH	DIFF	TIME OF DAY
1-	OUTLAP	43.760	45.266	93.2	2:08.314	68.06	13.812	09:02:51.411
2-	32.126	41.646	43.878	116.6	1:57.650	74.23	3.148	09:04:49.061
3-	31.502	41.240	42.822	117.7	1:55.564 (3)	75.57	1.062	09:06:44.625
4-	31.197	41.447	42.753	117.1	1:55.397 (2)	75.68	0.895	09:08:40.022
5-	30.960	40.821	42.721	118.2	1:54.502 (1)	76.27		09:10:34.524

P9 19		Scott McPHEE			Honda - SMP Racing			
IDEAL LAP TIME : 1:55.249		BEST LAP TIME : 1:55.249		DIFFERENCE : 0.000				
LAP	SECTOR 1	SECTOR 2	SECTOR 3	SPEED TRAP	LAP TIME	MPH	DIFF	TIME OF DAY
1-	OUTLAP	44.667	44.936	91.4	2:17.154	63.68	21.905	09:04:42.687
2-	32.615	41.817	43.122	117.7	1:57.554 (3)	74.29	2.305	09:06:40.241
3-	31.800	41.221	43.409	117.1	1:56.430 (2)	75.01	1.181	09:08:36.671
4-	31.478	40.855	42.916	117.7	1:55.249 (1)	75.78		09:10:31.920

P10 65		Alexander ROWAN			Honda - Alexander Rowan Racing			
IDEAL LAP TIME : 1:55.841		BEST LAP TIME : 1:56.225		DIFFERENCE : 0.384				
LAP	SECTOR 1	SECTOR 2	SECTOR 3	SPEED TRAP	LAP TIME	MPH	DIFF	TIME OF DAY
1-	OUTLAP	43.097	44.043	93.5	2:04.172	70.33	7.947	09:02:57.777
2-	32.065	43.010	43.684	116.0	1:58.759	73.54	2.534	09:04:56.536
3-	31.614	41.471	43.376	118.8	1:56.461 (3)	74.99	0.236	09:06:52.997
4-	31.734	41.248	43.274	116.6	1:56.256 (2)	75.12	0.031	09:08:49.253
5-	31.788	40.953	43.484	116.0	1:56.225 (1)	75.14		09:10:45.478

P11 61		Harrison MACKAY			Honda - Wilson Racing / HMR			
IDEAL LAP TIME : 1:56.705		BEST LAP TIME : 1:56.857		DIFFERENCE : 0.152				
LAP	SECTOR 1	SECTOR 2	SECTOR 3	SPEED TRAP	LAP TIME	MPH	DIFF	TIME OF DAY
1-	OUTLAP	44.583	44.945	91.8	2:07.463	68.52	10.606	09:02:56.250
2-	32.773	43.411	43.751	119.4	1:59.935 (3)	72.82	3.078	09:04:56.185
3-	31.806	42.238	43.373	118.8	1:57.417 (2)	74.38	0.560	09:06:53.602
4-	31.956	41.526	43.375	119.4	1:56.857 (1)	74.74		09:08:50.459
5-	36.156	42.957	44.991	118.2	2:04.104	70.37	7.247	09:10:54.563

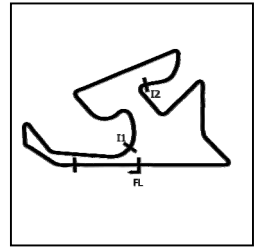
P12 14		Bill HARRIS			Honda - Team Harris Racing / RS Racing			
IDEAL LAP TIME : 1:56.824		BEST LAP TIME : 1:57.162		DIFFERENCE : 0.338				
LAP	SECTOR 1	SECTOR 2	SECTOR 3	SPEED TRAP	LAP TIME	MPH	DIFF	TIME OF DAY
1-	OUTLAP	46.348	46.017	76.1	2:14.980	64.70	17.818	09:02:55.605
2-	33.236	43.792	44.260	116.6	2:01.288	72.01	4.126	09:04:56.893
3-	31.902	42.063	43.407	118.8	1:57.372 (2)	74.41	0.210	09:06:54.265
4-	31.648	41.769	43.745	117.7	1:57.162 (1)	74.54		09:08:51.427
5-	32.079	41.906	43.584	117.1	1:57.569 (3)	74.28	0.407	09:10:48.996

MCRCB BULLETIN TK140

2024 Bennetts British Superbike Championship - Round 1

2024 R&G British Talent Cup

WARM UP - SECTOR ANALYSIS



SECTOR 1 = FL to I1, SECTOR 2 = I1 to I2 SECTOR 3 = I2 to I3, SECTOR 4 = I3 to FL, DIFF = Difference To Personal Best Lap, P = Crossed Finish Line in Pit Lane, D = Time Disallowed

P13 90		Aeziah DIVINE		Honda - Microlise Cresswell Racing				
IDEAL LAP TIME : 1:57.303		BEST LAP TIME : 1:57.401		DIFFERENCE : 0.098				
LAP	SECTOR 1	SECTOR 2	SECTOR 3	SPEED TRAP	LAP TIME	MPH	DIFF	TIME OF DAY
1 -	OUTLAP	46.825	46.156	79.1	2:16.324	64.06	18.923	09:02:43.923
2 -	33.212	43.491	44.310	114.9	2:01.013 (3)	72.17	3.612	09:04:44.936
3 -	32.375	42.205	43.527	116.0	1:58.107 (2)	73.95	0.706	09:06:43.043
4 -	31.996	42.303	43.102	114.4	1:57.401 (1)	74.39		09:08:40.444

P14 76		Charlie HUNTINGFORD		Honda - Mototechniks				
IDEAL LAP TIME : 1:58.632		BEST LAP TIME :		DIFFERENCE :				
LAP	SECTOR 1	SECTOR 2	SECTOR 3	SPEED TRAP	LAP TIME	MPH	DIFF	TIME OF DAY
1 -	OUTLAP	44.939	IN PIT	91.8	2:38.095 P	55.24		09:02:44.965
2 -	OUTLAP	42.665	44.436	80.9	2:09.225	67.58		09:04:54.190

MCRCB BULLETIN TK141

2024 Bennetts British Superbike Championship - Round 1

2024 R&G British Talent Cup

WARM UP - BEST SECTORS

SECTOR 1			SECTOR 2			SECTOR 3			IDEAL / BEST COMPARISON						
POS	NO	NAME	TIME	NO	NAME	TIME	NO	NAME	TIME	POS	NO	NAME	IDEAL	BEST	DIFF
													PERFECT LAP	1:51.041	
1	88	FOSTER	30.447	43	BRINTON	39.297	43	BRINTON	41.297	1	43	BRINTON	1:51.238	1:51.238	0.000
2	66	HARRIS	30.542	75	SUROWIAK	39.947	88	FOSTER	41.846	2	75	SUROWIAK	1:52.457	1:52.789	0.332
3	75	SUROWIAK	30.637	88	FOSTER	40.192	75	SUROWIAK	41.873	3	88	FOSTER	1:52.485	1:52.965	0.480
4	43	BRINTON	30.644	16	BURROWS	40.240	66	HARRIS	42.069	4	66	HARRIS	1:52.994	1:52.994	0.000
5	7	McCABE	30.960	66	HARRIS	40.383	16	BURROWS	42.139	5	16	BURROWS	1:53.341	1:53.558	0.217
6	16	BURROWS	30.962	2	BANNISTER	40.387	2	BANNISTER	42.222	6	2	BANNISTER	1:54.033	1:54.088	0.055
7	48	WALKER	31.344	48	WALKER	40.605	48	WALKER	42.242	7	48	WALKER	1:54.191	1:54.191	0.000
8	2	BANNISTER	31.424	7	McCABE	40.821	7	McCABE	42.721	8	7	McCABE	1:54.502	1:54.502	0.000
9	19	McPHEE	31.478	19	McPHEE	40.855	19	McPHEE	42.916	9	19	McPHEE	1:55.249	1:55.249	0.000
10	65	ROWAN	31.614	65	ROWAN	40.953	90	DIVINE	43.102	10	65	ROWAN	1:55.841	1:56.225	0.384
11	14	HARRIS	31.648	61	MACKAY	41.526	65	ROWAN	43.274	11	61	MACKAY	1:56.705	1:56.857	0.152
12	61	MACKAY	31.806	14	HARRIS	41.769	61	MACKAY	43.373	12	14	HARRIS	1:56.824	1:57.162	0.338
13	90	DIVINE	31.996	76	HUNTINGFORD	42.000	14	HARRIS	43.407	13	90	DIVINE	1:57.303	1:57.401	0.098
14	76	HUNTINGFORD	32.196	90	DIVINE	42.205	76	HUNTINGFORD	44.436	14	76	HUNTINGFORD	1:58.632		
15				28	BARNES	47.499									

MCRCB BULLETIN TK142

2024 Bennetts British Superbike Championship - Round 1

2024 R&G British Talent Cup

WARM UP - BEST SPEEDS

POS	NO	NAME	VMAX	MPH
1	88	FOSTER		123.6
2	75	SUROWIAK		123.0
3	66	HARRIS		121.2
4	16	BURROWS		120.6
5	43	BRINTON		119.4
6	61	MACKAY		119.4
7	65	ROWAN		118.8
8	14	HARRIS		118.8
9	48	WALKER		118.2
10	7	McCABE		118.2
11	19	McPHEE		117.7
12	90	DIVINE		117.7
13	76	HUNTINGFORD		116.0
14	2	BANNISTER		115.5
15	28	BARNES		77.8

MCRCB BULLETIN TK143

2024 Bennetts British Superbike Championship - Round 1

2024 R&G British Talent Cup

WARM UP - STATISTICS

Competitors Started	15
Planned Start	2024-04-21 @ 09:00:00.000
Actual Start	2024-04-21 @ 09:00:01.558
Finish Time	2024-04-21 @ 09:10:01.558
Track Length	2.4261mi.
Total Laps	70
Total Distance Covered	169.8300mi.

Session Fastest Lap History

NO	NAME	LAP TIME	TIME OF DAY	LAP	VEHICLE
2	Josh BANNISTER	1:55.589	09:04:02.009	1	Honda
66	Ronnie HARRIS	1:55.017	09:04:11.558	2	Honda
75	Filip SUROWIAK	1:54.434	09:04:13.817	2	Honda
43	Amanuel BRINTON	1:53.513	09:06:06.681	3	Honda
75	Filip SUROWIAK	1:53.255	09:06:07.072	3	Honda
43	Amanuel BRINTON	1:52.661	09:07:59.342	4	Honda
43	Amanuel BRINTON	1:52.284	09:09:51.626	5	Honda
43	Amanuel BRINTON	1:51.238	09:11:42.864	6	Honda

Flag History

TYPE	TIME OF DAY
GREEN	09:00:01.558
FINISH	09:10:01.558

Flag Statistics

TYPE	COUNT	TOTAL LAPS	TOTAL TIME
Green	1	6	13:59.959
Red	0	0	0.000
Safety Car	0	0	0.000
FCY	0	0	0.000

MCRCB BULLETIN TK144

2024 Bennetts British Superbike Championship - Round 1

2024 R&G British Talent Cup

WARM UP - SESSION NOTES

TIME

MESSAGE

09:06:32

TEST MESSAGE

MCRCB BULLETIN TK145

2024 Bennetts British Superbike Championship - Round 1

2024 R&G British Talent Cup

WARM UP - WEATHER CONDITIONS

