

RACE 3 - CLASSIFICATION

Race Distance: 14 Laps / 33.96 miles

POS	NO	NAME	NAT	ENTRY	LAPS	TIME	GAP	DIFF	MPH	BEST	ON	GRD	↑↓
1	29	Lucas BROWN	GBR	Honda - SENCAT Talent Team / Mortimer Racing	14	25:48.745			78.95	1:49.647	7	3	2
2	43	Amanuel BRINTON	GBR	Honda - Kovara Projects / RS Racing	14	25:48.753	0.008	0.008	78.95	1:49.499	11	5	3
3	88	Mason FOSTER	GBR	Honda - BRP Racing	14	25:48.816	0.071	0.063	78.94	1:49.666	10	4	1
4	75	Filip SUROWIAK	GBR	Honda - Team City Lifting / RS Racing	14	25:48.845	0.100	0.029	78.94	1:49.622	11	1	-3
5	24	Ryan FROST	GBR	Honda - Fibre Tec Honda	14	26:03.761	15.016	14.916	78.19	1:50.797	10	7	2
6	66	Ronnie HARRIS	GBR	Honda - Kovara Projects / RS Racing	14	26:04.005	15.260	0.244	78.18	1:50.465	3	6	0
7	48	Ollie WALKER	GBR	Honda - Fibre Tec Honda	14	26:04.108	15.363	0.103	78.17	1:50.575	8	9	2
8	64	Clayton EDMUNDS	GBR	Honda - Team City Lifting / RS Racing	14	26:04.324	15.579	0.216	78.16	1:50.583	12	10	2
9	16	Jack BURROWS	GBR	Honda - Burrows Engineering / RK Racing	14	26:04.797	16.052	0.473	78.14	1:50.542	14	11	2
10	76	Charlie HUNTINGFORD	GBR	Honda - Mototechniks	14	26:06.136	17.391	1.339	78.07	1:50.671	13	8	-2
11	7	Harley McCABE	GBR	Honda - McCabe Racing by Motorbike Buyers	14	26:11.548	22.803	5.412	77.80	1:50.903	2	14	3
12	99	Peter WILLIS	GBR	Honda - Microlise Cresswell Racing	14	26:14.343	25.598	2.795	77.66	1:51.146	6	17	5
13	61	Harrison MACKAY	GBR	Honda - Wilson Racing / HMR	14	26:22.998	34.253	8.655	77.24	1:51.674	14	13	0
14	42	Ben JOLLIFFE	GBR	Honda - Wilson Racing	14	26:23.491	34.746	0.493	77.22	1:51.728	12	15	1
15	71	Daniel GOODMAN	GBR	Honda - Fibre Tec Honda	14	26:23.564	34.819	0.073	77.21	1:51.834	6	16	1
16	19	Scott McPHEE	GBR	Honda - SMP Racing	14	26:23.913	35.168	0.349	77.19	1:51.400	13	12	-4
17	67	George BOWES	GBR	Honda - Microlise Cresswell Racing	14	26:24.803	36.058	0.890	77.15	1:51.612	13	18	1
18	65	Alexander ROWAN	GBR	Honda - Alexander Rowan Racing	14	26:35.179	46.434	10.376	76.65	1:52.762	12	19	1
19	91	Joshua RAYMOND Jnr	USA	Honda - Fibre Tec Honda	14	26:35.301	46.556	0.122	76.64	1:52.340	7	20	1
20	33	Eli BANISH	USA	Honda - Fibre Tec Honda	14	26:36.176	47.431	0.875	76.60	1:52.876	7	21	1
21	90	Aeziah DIVINE	BMU	Honda - Microlise Cresswell Racing	14	26:44.921	56.176	8.745	76.18	1:52.816	11	26	5
22	72	Samuel MUNSON	GBR	Honda - Wilson Racing	14	26:44.961	56.216	0.040	76.18	1:53.191	11	28	6
23	14	Bill HARRIS	GBR	Honda - Team Harris Racing / RS Racing	14	26:45.211	56.466	0.250	76.17	1:52.526	7	23	0

NOT CLASSIFIED

DNF	11	Iwan JONES	GBR	Honda - Jones Brothers Racing	10	19:10.257	4 Laps	4 Laps	75.93	1:53.075	9	22	
DNF	40	Julian CORREA	USA	Honda - Microlise Cresswell Racing	8	14:47.921	6 Laps	2 Laps	78.69	1:49.894	4	2	
DNF	12	Tyler KING	NZL	Honda - Microlise Cresswell Racing	7	13:24.415	7 Laps	1 Lap	76.00	1:53.145	6	24	
DNF	28	Charlie BARNES	GBR	Honda - SENCAT Talent Team / Mortimer Racing	2	4:01.217	12 Laps	5 Laps	72.41	1:54.894	2	25	

NOT STARTED

NS	13	Raheesh KHATRI	IND	Honda - Wilson Racing									27
----	----	----------------	-----	-----------------------	--	--	--	--	--	--	--	--	----

FASTEST LAP

43	Amanuel BRINTON	GBR	Honda - Kovara Projects / RS Racing	11	1:49.499			79.76 mph		128.36 kph			
----	-----------------	-----	-------------------------------------	----	----------	--	--	-----------	--	------------	--	--	--

Weather / Track : Sunny / Dry

These results are provisional until the conclusion of any judicial and technical matters.

Date: 21/04/2024 Start: 14:30 Finish: 14:56

Circuito de Navarra: 2.4261 miles

Race Director: Stuart Higgs <i>S. Higgs</i> <small>Digitally Approved at 15:10 Sunday, 21 April 2024</small>	Stewards:	Timekeeper: Richard Evans <i>R. EVANS</i> <small>Digitally Approved at 15:09 Sunday, 21 April 2024</small>	
--------------------------------------------------------------------------------------------------------------------	-----------	------------------------------------------------------------------------------------------------------------------	---------------------------------------------------------------------------------------

Results can be found at www.tsl-timing.com

Printed - 14:59 Sunday, 21 April 2024

MCRCB BULLETIN TK224

2024 Bennetts British Superbike Championship - Round 1

2024 R&G British Talent Cup

RACE 3 - LAP CHART

76	15.958	1:50.856	14	56.466	1:53.959
7	18.015	1:52.324			
99	21.364	1:51.793			
71	30.747	1:52.049			
61	30.772	1:52.648			
42	30.873	1:51.728			
19	32.057	1:51.973			
67	32.631	1:52.011			
65	40.839	1:52.762			
91	41.091	1:53.735			
33	41.473	1:53.050			
90	48.466	1:53.610			
72	48.528	1:53.700			
14	48.806	1:54.273			

LAP 13 @ 14:54:48.247

NO	BEHIND	LAP TIME
----	--------	----------

29		1:50.105
75	0.039	1:49.907
88	0.301	1:50.109
43	0.305	1:50.323
24	14.243	1:51.379
66	14.435	1:51.203
48	14.583	1:51.405
64	14.584	1:51.025
16	15.699	1:50.787
76	16.524	1:50.671
7	20.245	1:52.335
99	23.200	1:51.941
71	32.640	1:51.998
61	32.768	1:52.101
42	33.002	1:52.234
19	33.352	1:51.400
67	34.138	1:51.612
65	43.822	1:53.088
91	43.886	1:52.900
33	44.366	1:52.998
72	52.212	1:53.789
90	52.275	1:53.914
14	52.696	1:53.995

LAP 14 @ 14:56:38.436

NO	BEHIND	LAP TIME
----	--------	----------

29		1:50.189
43	0.008	1:49.892
88	0.071	1:49.959
75	0.100	1:50.250
24	15.016	1:50.962
66	15.260	1:51.014
48	15.363	1:50.969
64	15.579	1:51.184
16	16.052	1:50.542
76	17.391	1:51.056
7	22.803	1:52.747
99	25.598	1:52.587
61	34.253	1:51.674
42	34.746	1:51.933
71	34.819	1:52.368
19	35.168	1:52.005
67	36.058	1:52.109
65	46.434	1:52.801
91	46.556	1:52.859
33	47.431	1:53.254
90	56.176	1:54.090
72	56.216	1:54.193

Weather / Track : Sunny / Dry

MCRCB BULLETIN TK225

2024 Bennetts British Superbike Championship - Round 1

2024 R&G British Talent Cup

RACE 3 - POSITION CHART

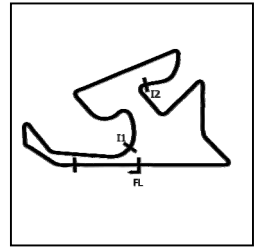
No	Name	Lap														
		Pos	1	2	3	4	5	6	7	8	9	10	11	12	13	14
75	SUROWIAK	1	75	29	40	40	40	40	29	29	29	29	29	29	29	29
40	CORREA	2	29	75	29	29	29	29	40	40	43	43	43	43	75	43
29	BROWN	3	40	40	75	75	43	43	43	43	75	75	75	75	88	88
88	FOSTER	4	43	43	43	43	75	75	75	75	88	88	88	88	43	75
43	BRINTON	5	88	88	88	88	88	88	88	88	48	48	24	24	24	24
66	HARRIS	6	24	64	24	64	64	24	24	48	24	24	48	48	66	66
24	FROST	7	64	24	64	24	24	66	66	24	66	66	66	66	48	48
76	HUNTINGFORD	8	16	48	48	48	48	48	48	7	7	64	64	64	64	64
48	WALKER	9	48	7	7	7	66	7	7	66	64	16	16	16	16	16
64	EDMUNDS	10	7	16	66	66	7	16	16	64	16	7	76	76	76	76
16	BURROWS	11	76	66	16	16	16	64	64	16	76	76	7	7	7	7
19	McPHEE	12	66	76	76	76	76	76	76	76	99	99	99	99	99	99
61	MACKAY	13	99	99	99	99	99	99	99	99	61	61	61	71	71	61
7	McCABE	14	42	42	42	42	61	61	61	61	71	71	71	61	61	42
42	JOLLIFFE	15	19	19	19	61	42	42	42	42	42	42	42	42	42	71
71	GOODMAN	16	65	61	61	19	19	19	19	71	19	19	19	19	19	19
99	WILLIS	17	61	67	67	67	67	71	71	19	67	67	67	67	67	67
67	BOWES	18	33	65	71	71	71	67	67	67	91	91	91	65	65	65
65	ROWAN	19	67	71	65	33	91	91	91	91	65	65	65	91	91	91
91	RAYMOND Jnr	20	12	33	33	91	33	33	33	33	33	33	33	33	33	33
33	BANISH	21	71	12	91	65	65	65	65	65	14	72	14	90	72	90
11	JONES	22	72	91	12	12	12	12	12	72	72	14	72	72	90	72
14	HARRIS	23	91	72	72	90	72	72	14	14	11	11	90	14	14	14
12	KING	24	90	90	11	72	90	90	72	90	90	90				
28	BARNES	25	11	11	14	11	14	14	90	11						
90	DIVINE	26	14	14	90	14	11	11	11							
13	KHATRI	27	28	28												
72	MUNSON	28														

MCRCB BULLETIN TK226

2024 Bennetts British Superbike Championship - Round 1

2024 R&G British Talent Cup

RACE 3 - SECTOR ANALYSIS



SECTOR 1 = FL to I1, SECTOR 2 = I1 to I2 SECTOR 3 = I2 to I3, SECTOR 4 = I3 to FL, DIFF = Difference To Personal Best Lap, P = Crossed Finish Line in Pit Lane, D = Time Disallowed

P1 29 Lucas BROWN		Honda - SENCAT Talent Team / Mortimer Racing							
IDEAL LAP TIME : 1:49.443		BEST LAP TIME : 1:49.647		DIFFERENCE : 0.204					
LAP	SECTOR 1	SECTOR 2	SECTOR 3	SPEED TRAP	LAP TIME	MPH	DIFF	TIME OF DAY	
1-		39.069	41.331	98.4	1:56.827	74.76	7.180	14:32:46.518	
2-	30.260	39.155	41.423	114.4	1:50.838	78.80	1.191	14:34:37.356	
3-	30.458	39.072	40.973	113.9	1:50.503	79.03	0.856	14:36:27.859	
4-	30.363	38.606	40.928	114.4	1:49.897 (3)	79.47	0.250	14:38:17.756	
5-	30.289	38.986	40.871	114.4	1:50.146	79.29	0.499	14:40:07.902	
6-	30.316	38.883	40.847	117.1	1:50.046	79.36	0.399	14:41:57.948	
7-	30.118	38.695	40.834	117.1	1:49.647 (1)	79.65		14:43:47.595	
8-	30.331	38.734	40.853	113.9	1:49.918	79.46	0.271	14:45:37.513	
9-	30.518	38.783	41.043	112.3	1:50.344	79.15	0.697	14:47:27.857	
10-	30.366	38.491	41.018	112.8	1:49.875 (2)	79.49	0.228	14:49:17.732	
11-	30.187	38.732	40.982	113.9	1:49.901	79.47	0.254	14:51:07.633	
12-	30.580	38.846	41.083	113.9	1:50.509	79.03	0.862	14:52:58.142	
13-	30.370	38.669	41.066	115.5	1:50.105	79.32	0.458	14:54:48.247	
14-	30.229	38.767	41.193	114.4	1:50.189	79.26	0.542	14:56:38.436	

P2 43 Amanuel BRINTON		Honda - Kovara Projects / RS Racing							
IDEAL LAP TIME : 1:49.407		BEST LAP TIME : 1:49.499		DIFFERENCE : 0.092					
LAP	SECTOR 1	SECTOR 2	SECTOR 3	SPEED TRAP	LAP TIME	MPH	DIFF	TIME OF DAY	
1-		39.038	41.395	101.2	1:57.451	74.36	7.952	14:32:47.142	
2-	30.099	39.283	41.236	118.8	1:50.618	78.95	1.119	14:34:37.760	
3-	30.247	39.245	40.919	117.1	1:50.411	79.10	0.912	14:36:28.171	
4-	30.291	38.863	40.795	118.8	1:49.949	79.43	0.450	14:38:18.120	
5-	30.067	39.065	40.787	117.7	1:49.919	79.45	0.420	14:40:08.039	
6-	30.179	38.967	40.931	117.1	1:50.077	79.34	0.578	14:41:58.116	
7-	30.179	39.002	40.704	117.7	1:49.885 (3)	79.48	0.386	14:43:48.001	
8-	30.212	38.910	40.734	117.1	1:49.856 (2)	79.50	0.357	14:45:37.857	
9-	30.396	38.911	41.047	117.1	1:50.354	79.14	0.855	14:47:28.211	
10-	30.189	38.875	40.926	116.0	1:49.990	79.40	0.491	14:49:18.201	
11-	30.095	38.636	40.768	116.6	1:49.499 (1)	79.76		14:51:07.700	
12-	30.719	38.845	40.965	113.3	1:50.529	79.02	1.030	14:52:58.229	
13-	30.426	38.995	40.902	114.9	1:50.323	79.16	0.824	14:54:48.552	
14-	30.091	39.005	40.796	116.0	1:49.892	79.47	0.393	14:56:38.444	

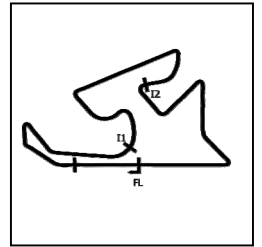
P3 88 Mason FOSTER		Honda - BRP Racing							
IDEAL LAP TIME : 1:49.476		BEST LAP TIME : 1:49.666		DIFFERENCE : 0.190					
LAP	SECTOR 1	SECTOR 2	SECTOR 3	SPEED TRAP	LAP TIME	MPH	DIFF	TIME OF DAY	
1-		39.371	41.148	102.1	1:57.710	74.20	8.044	14:32:47.401	
2-	30.060	39.461	41.180	121.8	1:50.701	78.89	1.035	14:34:38.102	
3-	30.193	39.250	40.931	118.2	1:50.374	79.13	0.708	14:36:28.476	
4-	30.136	39.203	40.803	120.6	1:50.142	79.29	0.476	14:38:18.618	
5-	29.963	39.223	40.647	118.2	1:49.833 (2)	79.52	0.167	14:40:08.451	
6-	30.336	39.064	40.767	121.8	1:50.167	79.28	0.501	14:41:58.618	
7-	30.107	39.154	40.733	122.4	1:49.994	79.40	0.328	14:43:48.612	
8-	30.053	39.019	40.907	121.2	1:49.979	79.41	0.313	14:45:38.591	
9-	30.116	39.347	40.845	118.2	1:50.308	79.17	0.642	14:47:28.899	
10-	30.042	39.037	40.587	119.4	1:49.666 (1)	79.64		14:49:18.565	
11-	30.228	38.990	40.753	120.6	1:49.971	79.42	0.305	14:51:08.536	
12-	30.214	39.035	40.654	118.2	1:49.903 (3)	79.47	0.237	14:52:58.439	
13-	30.387	39.199	40.523	118.2	1:50.109	79.32	0.443	14:54:48.548	
14-	30.268	38.996	40.695	119.4	1:49.959	79.43	0.293	14:56:38.507	

MCRCB BULLETIN TK226

2024 Bennetts British Superbike Championship - Round 1

2024 R&G British Talent Cup

RACE 3 - SECTOR ANALYSIS



SECTOR 1 = FL to I1, SECTOR 2 = I1 to I2 SECTOR 3 = I2 to I3, SECTOR 4 = I3 to FL, DIFF = Difference To Personal Best Lap, P = Crossed Finish Line in Pit Lane, D = Time Disallowed

P4 75		Filip SUROWIAK		Honda - Team City Lifting / RS Racing					
IDEAL LAP TIME : 1:49.529		BEST LAP TIME : 1:49.622		DIFFERENCE : 0.093					
LAP	SECTOR 1	SECTOR 2	SECTOR 3	SPEED TRAP	LAP TIME	MPH	DIFF	TIME OF DAY	
1-		39.199	41.347	98.8	1:56.627	74.88	7.005	14:32:46.318	
2-	30.368	39.253	41.429	113.9	1:51.050	78.65	1.428	14:34:37.368	
3-	30.168	39.583	40.815	114.9	1:50.566	78.99	0.944	14:36:27.934	
4-	30.402	38.817	40.768	117.1	1:49.987	79.41	0.365	14:38:17.921	
5-	30.376	39.172	40.756	116.6	1:50.304	79.18	0.682	14:40:08.225	
6-	30.279	38.934	40.929	117.7	1:50.142	79.29	0.520	14:41:58.367	
7-	30.215	38.895	40.832	120.6	1:49.942 (3)	79.44	0.320	14:43:48.309	
8-	30.091	38.951	40.919	120.0	1:49.961	79.42	0.339	14:45:38.270	
9-	30.171	39.004	41.050	118.2	1:50.225	79.23	0.603	14:47:28.495	
10-	30.281	38.793	40.871	120.0	1:49.945	79.44	0.323	14:49:18.440	
11-	30.092	38.745	40.785	117.1	1:49.622 (1)	79.67		14:51:08.062	
12-	30.559	38.877	40.881	119.4	1:50.317	79.17	0.695	14:52:58.379	
13-	30.028	38.991	40.888	119.4	1:49.907 (2)	79.46	0.285	14:54:48.286	
14-	30.094	39.101	41.055	116.6	1:50.250	79.22	0.628	14:56:38.536	

P5 24		Ryan FROST		Honda - Fibre Tec Honda					
IDEAL LAP TIME : 1:50.522		BEST LAP TIME : 1:50.797		DIFFERENCE : 0.275					
LAP	SECTOR 1	SECTOR 2	SECTOR 3	SPEED TRAP	LAP TIME	MPH	DIFF	TIME OF DAY	
1-		39.861	41.572	102.5	1:58.537	73.68	7.740	14:32:48.228	
2-	30.291	39.635	41.423	118.8	1:51.349	78.43	0.552	14:34:39.577	
3-	30.259	39.303	41.329	120.6	1:50.891 (3)	78.76	0.094	14:36:30.468	
4-	30.519	39.525	41.252	117.7	1:51.296	78.47	0.499	14:38:21.764	
5-	30.623	39.181	41.396	117.7	1:51.200	78.54	0.403	14:40:12.964	
6-	30.535	39.560	41.320	117.7	1:51.415	78.39	0.618	14:42:04.379	
7-	30.441	39.215	41.553	117.7	1:51.209	78.53	0.412	14:43:55.588	
8-	30.547	39.353	41.255	118.2	1:51.155	78.57	0.358	14:45:46.743	
9-	30.593	39.427	41.230	117.1	1:51.250	78.50	0.453	14:47:37.993	
10-	30.491	39.109	41.197	118.8	1:50.797 (1)	78.82		14:49:28.790	
11-	30.447	39.217	41.154	119.4	1:50.818 (2)	78.81	0.021	14:51:19.608	
12-	30.503	39.589	41.411	116.6	1:51.503	78.33	0.706	14:53:11.111	
13-	30.637	39.358	41.384	116.6	1:51.379	78.41	0.582	14:55:02.490	
14-	30.493	39.199	41.270	117.7	1:50.962	78.71	0.165	14:56:53.452	

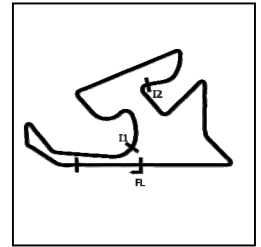
P6 66		Ronnie HARRIS		Honda - Kovara Projects / RS Racing					
IDEAL LAP TIME : 1:50.219		BEST LAP TIME : 1:50.465		DIFFERENCE : 0.246					
LAP	SECTOR 1	SECTOR 2	SECTOR 3	SPEED TRAP	LAP TIME	MPH	DIFF	TIME OF DAY	
1-		40.668	41.756	100.4	2:00.328	72.58	9.863	14:32:50.019	
2-	30.187	39.459	41.322	117.7	1:50.968	78.70	0.503	14:34:40.987	
3-	29.975	39.259	41.231	120.0	1:50.465 (1)	79.06		14:36:31.452	
4-	30.364	39.361	41.344	115.5	1:51.069	78.63	0.604	14:38:22.521	
5-	30.131	39.399	41.071	117.7	1:50.601 (2)	78.96	0.136	14:40:13.122	
6-	30.642	39.640	41.381	118.2	1:51.663	78.21	1.198	14:42:04.785	
7-	30.192	39.330	41.394	118.2	1:50.916	78.74	0.451	14:43:55.701	
8-	30.624	39.701	41.169	116.0	1:51.494	78.33	1.029	14:45:47.195	
9-	30.506	39.274	41.424	117.1	1:51.204	78.54	0.739	14:47:38.399	
10-	30.376	39.173	41.133	116.6	1:50.682 (3)	78.91	0.217	14:49:29.081	
11-	30.460	39.596	41.071	116.6	1:51.127	78.59	0.662	14:51:20.208	
12-	30.321	39.836	41.114	116.6	1:51.271	78.49	0.806	14:53:11.479	
13-	30.287	39.633	41.283	114.9	1:51.203	78.54	0.738	14:55:02.682	
14-	30.430	39.316	41.268	116.6	1:51.014	78.67	0.549	14:56:53.696	

MCRCB BULLETIN TK226

2024 Bennetts British Superbike Championship - Round 1

2024 R&G British Talent Cup

RACE 3 - SECTOR ANALYSIS



SECTOR 1 = FL to I1, SECTOR 2 = I1 to I2 SECTOR 3 = I2 to I3, SECTOR 4 = I3 to FL, DIFF = Difference To Personal Best Lap, P = Crossed Finish Line in Pit Lane, D = Time Disallowed

P7 48		Ollie WALKER			Honda - Fibre Tec Honda				
IDEAL LAP TIME : 1:50.394		BEST LAP TIME : 1:50.575		DIFFERENCE : 0.181					
LAP	SECTOR 1	SECTOR 2	SECTOR 3	SPEED TRAP	LAP TIME	MPH	DIFF	TIME OF DAY	
1-		39.801	41.542	101.2	1:59.399	73.15	8.824	14:32:49.090	
2-	30.084	39.172	41.583	119.4	1:50.839 (2)	78.80	0.264	14:34:39.929	
3-	30.185	39.564	41.290	117.1	1:51.039	78.65	0.464	14:36:30.968	
4-	30.202	39.485	41.478	118.2	1:51.165	78.56	0.590	14:38:22.133	
5-	30.369	39.271	41.274	116.0	1:50.914 (3)	78.74	0.339	14:40:13.047	
6-	30.533	39.618	41.598	120.0	1:51.749	78.15	1.174	14:42:04.796	
7-	30.354	39.347	41.293	117.1	1:50.994	78.68	0.419	14:43:55.790	
8-	30.142	39.176	41.257	119.4	1:50.575 (1)	78.98		14:45:46.365	
9-	30.623	39.124	41.402	114.4	1:51.149	78.58	0.574	14:47:37.514	
10-	30.596	39.139	41.365	114.4	1:51.100	78.61	0.525	14:49:28.614	
11-	30.710	39.358	41.186	115.5	1:51.254	78.50	0.679	14:51:19.868	
12-	30.321	39.739	41.497	116.0	1:51.557	78.29	0.982	14:53:11.425	
13-	30.511	39.623	41.271	114.4	1:51.405	78.39	0.830	14:55:02.830	
14-	30.504	39.249	41.216	118.2	1:50.969	78.70	0.394	14:56:53.799	

P8 64		Clayton EDMUNDS			Honda - Team City Lifting / RS Racing				
IDEAL LAP TIME : 1:50.309		BEST LAP TIME : 1:50.583		DIFFERENCE : 0.274					
LAP	SECTOR 1	SECTOR 2	SECTOR 3	SPEED TRAP	LAP TIME	MPH	DIFF	TIME OF DAY	
1-		39.852	41.490	98.8	1:58.693	73.58	8.110	14:32:48.384	
2-	30.240	39.250	41.521	118.8	1:51.011	78.67	0.428	14:34:39.395	
3-	30.570	39.530	41.217	116.6	1:51.317	78.46	0.734	14:36:30.712	
4-	30.381	39.193	41.202	118.2	1:50.776 (3)	78.84	0.193	14:38:21.488	
5-	30.616	39.237	41.376	114.9	1:51.229	78.52	0.646	14:40:12.717	
6-	30.467	39.660	43.465	116.0	1:53.592	76.89	3.009	14:42:06.309	
7-	30.486	39.692	41.149	116.6	1:51.327	78.45	0.744	14:43:57.636	
8-	30.114	39.289	41.305	118.2	1:50.708 (2)	78.89	0.125	14:45:48.344	
9-	30.385	39.381	41.452	116.6	1:51.218	78.53	0.635	14:47:39.562	
10-	30.248	39.202	41.390	116.6	1:50.840	78.79	0.257	14:49:30.402	
11-	30.324	39.385	41.112	116.0	1:50.821	78.81	0.238	14:51:21.223	
12-	30.308	39.230	41.045	115.5	1:50.583 (1)	78.98		14:53:11.806	
13-	30.290	39.733	41.002	119.4	1:51.025	78.66	0.442	14:55:02.831	
14-	30.624	39.510	41.050	116.0	1:51.184	78.55	0.601	14:56:54.015	

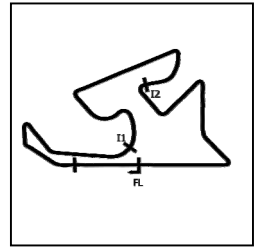
P9 16		Jack BURROWS			Honda - Burrows Engineering / RK Racing				
IDEAL LAP TIME : 1:50.349		BEST LAP TIME : 1:50.542		DIFFERENCE : 0.193					
LAP	SECTOR 1	SECTOR 2	SECTOR 3	SPEED TRAP	LAP TIME	MPH	DIFF	TIME OF DAY	
1-		39.908	41.548	99.2	1:59.222	73.25	8.680	14:32:48.913	
2-	30.694	39.864	41.385	116.0	1:51.943	78.02	1.401	14:34:40.856	
3-	30.435	39.350	41.384	116.0	1:51.169	78.56	0.627	14:36:32.025	
4-	30.225	39.539	41.362	117.1	1:51.126	78.59	0.584	14:38:23.151	
5-	30.785	39.441	41.427	116.0	1:51.653	78.22	1.111	14:40:14.804	
6-	30.595	39.385	41.345	116.6	1:51.325	78.45	0.783	14:42:06.129	
7-	30.499	39.623	41.331	116.6	1:51.453	78.36	0.911	14:43:57.582	
8-	30.495	39.261	41.377	116.0	1:51.133	78.59	0.591	14:45:48.715	
9-	30.314	39.363	41.640	116.0	1:51.317	78.46	0.775	14:47:40.032	
10-	30.478	39.298	41.228	117.7	1:51.004 (3)	78.68	0.462	14:49:31.036	
11-	30.484	39.163	41.408	116.6	1:51.055	78.64	0.513	14:51:22.091	
12-	30.358	39.354	41.356	114.9	1:51.068	78.63	0.526	14:53:13.159	
13-	30.342	38.995	41.450	114.9	1:50.787 (2)	78.83	0.245	14:55:03.946	
14-	30.402	39.011	41.129	115.5	1:50.542 (1)	79.01		14:56:54.488	

MCRCB BULLETIN TK226

2024 Bennetts British Superbike Championship - Round 1

2024 R&G British Talent Cup

RACE 3 - SECTOR ANALYSIS



SECTOR 1 = FL to I1, SECTOR 2 = I1 to I2 SECTOR 3 = I2 to I3, SECTOR 4 = I3 to FL, DIFF = Difference To Personal Best Lap, P = Crossed Finish Line in Pit Lane, D = Time Disallowed

P10 76		Charlie HUNTINGFORD			Honda - Mototechniks				
IDEAL LAP TIME : 1:50.470		BEST LAP TIME : 1:50.671			DIFFERENCE : 0.201				
LAP	SECTOR 1	SECTOR 2	SECTOR 3	SPEED TRAP	LAP TIME	MPH	DIFF	TIME OF DAY	
1-		40.505	42.096	101.6	2:00.234	72.64	9.563	14:32:49.925	
2-	30.583	39.469	41.663	116.0	1:51.715	78.18	1.044	14:34:41.640	
3-	30.454	40.040	41.394	116.0	1:51.888	78.06	1.217	14:36:33.528	
4-	30.535	39.278	41.451	114.9	1:51.264	78.49	0.593	14:38:24.792	
5-	30.702	39.183	41.559	113.9	1:51.444	78.37	0.773	14:40:16.236	
6-	30.539	39.246	41.232	116.6	1:51.017	78.67	0.346	14:42:07.253	
7-	30.369	39.084	41.413	117.1	1:50.866 (3)	78.78	0.195	14:43:58.119	
8-	30.201	39.442	41.484	118.2	1:51.127	78.59	0.456	14:45:49.246	
9-	30.440	39.367	41.533	114.9	1:51.340	78.44	0.669	14:47:40.586	
10-	30.331	39.371	41.579	117.7	1:51.281	78.48	0.610	14:49:31.867	
11-	30.478	39.599	41.300	118.8	1:51.377	78.41	0.706	14:51:23.244	
12-	30.259	39.062	41.535	114.4	1:50.856 (2)	78.78	0.185	14:53:14.100	
13-	30.309	39.037	41.325	116.0	1:50.671 (1)	78.91		14:55:04.771	
14-	30.442	39.155	41.459	114.9	1:51.056	78.64	0.385	14:56:55.827	

P11 7		Harley McCABE			Honda - McCabe Racing by Motorbike Buyers				
IDEAL LAP TIME : 1:50.712		BEST LAP TIME : 1:50.903			DIFFERENCE : 0.191				
LAP	SECTOR 1	SECTOR 2	SECTOR 3	SPEED TRAP	LAP TIME	MPH	DIFF	TIME OF DAY	
1-		39.985	41.678	103.3	1:59.840	72.88	8.937	14:32:49.531	
2-	30.412	39.172	41.319	117.7	1:50.903 (1)	78.75		14:34:40.434	
3-	30.264	39.275	41.406	118.2	1:50.945 (3)	78.72	0.042	14:36:31.379	
4-	30.239	39.234	41.581	117.7	1:51.054	78.64	0.151	14:38:22.433	
5-	30.619	39.219	41.493	116.6	1:51.331	78.45	0.428	14:40:13.764	
6-	30.405	39.509	41.453	117.7	1:51.367	78.42	0.464	14:42:05.131	
7-	30.395	39.217	41.301	118.8	1:50.913 (2)	78.74	0.010	14:43:56.044	
8-	30.505	39.199	41.439	119.4	1:51.143	78.58	0.240	14:45:47.187	
9-	30.803	39.594	41.963	116.0	1:52.360	77.73	1.457	14:47:39.547	
10-	30.745	39.758	41.619	116.6	1:52.122	77.89	1.219	14:49:31.669	
11-	30.477	39.925	41.762	117.7	1:52.164	77.86	1.261	14:51:23.833	
12-	30.617	39.396	42.311	113.9	1:52.324	77.75	1.421	14:53:16.157	
13-	30.708	39.660	41.967	116.0	1:52.335	77.75	1.432	14:55:08.492	
14-	30.938	39.593	42.216	115.5	1:52.747	77.46	1.844	14:57:01.239	

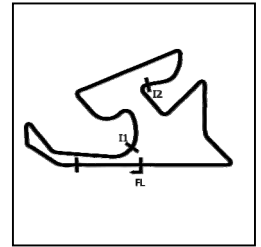
P12 99		Peter WILLIS			Honda - Microlise Cresswell Racing				
IDEAL LAP TIME : 1:50.926		BEST LAP TIME : 1:51.146			DIFFERENCE : 0.220				
LAP	SECTOR 1	SECTOR 2	SECTOR 3	SPEED TRAP	LAP TIME	MPH	DIFF	TIME OF DAY	
1-		40.306	41.977	104.2	2:00.652	72.39	9.506	14:32:50.343	
2-	30.675	39.656	41.497	119.4	1:51.828	78.10	0.682	14:34:42.171	
3-	30.752	39.514	41.558	118.2	1:51.824	78.10	0.678	14:36:33.995	
4-	30.869	39.388	41.394	117.7	1:51.651	78.22	0.505	14:38:25.646	
5-	31.110	39.249	41.336	115.5	1:51.695	78.19	0.549	14:40:17.341	
6-	30.895	39.145	41.106	117.1	1:51.146 (1)	78.58		14:42:08.487	
7-	30.850	39.198	41.118	117.7	1:51.166 (2)	78.56	0.020	14:43:59.653	
8-	30.967	39.320	41.210	117.1	1:51.497 (3)	78.33	0.351	14:45:51.150	
9-	31.091	39.814	41.448	115.5	1:52.353	77.73	1.207	14:47:43.503	
10-	31.110	39.465	41.386	114.9	1:51.961	78.01	0.815	14:49:35.464	
11-	31.017	39.772	41.460	116.0	1:52.249	77.81	1.103	14:51:27.713	
12-	30.926	39.401	41.466	114.9	1:51.793	78.12	0.647	14:53:19.506	
13-	31.164	39.460	41.317	115.5	1:51.941	78.02	0.795	14:55:11.447	
14-	31.230	39.797	41.560	114.4	1:52.587	77.57	1.441	14:57:04.034	

MCRCB BULLETIN TK226

2024 Bennetts British Superbike Championship - Round 1

2024 R&G British Talent Cup

RACE 3 - SECTOR ANALYSIS



SECTOR 1 = FL to I1, SECTOR 2 = I1 to I2 SECTOR 3 = I2 to I3, SECTOR 4 = I3 to FL, DIFF = Difference To Personal Best Lap, P = Crossed Finish Line in Pit Lane, D = Time Disallowed

P13 61		Harrison MACKAY			Honda - Wilson Racing / HMR				
IDEAL LAP TIME : 1:51.421		BEST LAP TIME : 1:51.674			DIFFERENCE : 0.253				
LAP	SECTOR 1	SECTOR 2	SECTOR 3	SPEED TRAP	LAP TIME	MPH	DIFF	TIME OF DAY	
1-		40.856	42.724	103.3	2:02.570	71.25	10.896	14:32:52.261	
2-	30.990	39.586	42.035	114.4	1:52.611	77.56	0.937	14:34:44.872	
3-	30.576	39.786	41.895	115.5	1:52.257	77.80	0.583	14:36:37.129	
4-	30.786	39.852	41.757	116.0	1:52.395	77.70	0.721	14:38:29.524	
5-	30.668	39.636	41.693	115.5	1:51.997 (2)	77.98	0.323	14:40:21.521	
6-	30.795	40.008	41.713	114.4	1:52.516	77.62	0.842	14:42:14.037	
7-	30.989	39.613	41.811	114.9	1:52.413	77.69	0.739	14:44:06.450	
8-	30.910	39.569	41.923	113.3	1:52.402	77.70	0.728	14:45:58.852	
9-	30.905	39.902	41.972	113.3	1:52.779	77.44	1.105	14:47:51.631	
10-	31.043	39.736	41.679	112.8	1:52.458	77.66	0.784	14:49:44.089	
11-	30.844	39.642	41.691	113.9	1:52.177	77.86	0.503	14:51:36.266	
12-	30.749	39.731	42.168	113.9	1:52.648	77.53	0.974	14:53:28.914	
13-	31.062	39.382	41.657	114.4	1:52.101 (3)	77.91	0.427	14:55:21.015	
14-	30.763	39.448	41.463	117.1	1:51.674 (1)	78.21		14:57:12.689	

P14 42		Ben JOLLIFFE			Honda - Wilson Racing				
IDEAL LAP TIME : 1:51.620		BEST LAP TIME : 1:51.728			DIFFERENCE : 0.108				
LAP	SECTOR 1	SECTOR 2	SECTOR 3	SPEED TRAP	LAP TIME	MPH	DIFF	TIME OF DAY	
1-		40.217	42.215	100.8	2:00.988	72.18	9.260	14:32:50.679	
2-	30.850	39.974	41.933	114.9	1:52.757	77.45	1.029	14:34:43.436	
3-	31.131	39.994	41.934	112.8	1:53.059	77.25	1.331	14:36:36.495	
4-	31.213	39.815	41.867	113.3	1:52.895	77.36	1.167	14:38:29.390	
5-	31.059	39.942	41.992	110.8	1:52.993	77.29	1.265	14:40:22.383	
6-	31.074	39.768	41.709	114.4	1:52.551	77.60	0.823	14:42:14.934	
7-	31.109	39.608	41.807	113.9	1:52.524	77.62	0.796	14:44:07.458	
8-	31.127	39.767	41.593	113.3	1:52.487	77.64	0.759	14:45:59.945	
9-	31.060	40.182	41.880	112.8	1:53.122	77.20	1.394	14:47:53.067	
10-	30.983	39.525	41.650	113.9	1:52.158	77.87	0.430	14:49:45.225	
11-	30.950	39.488	41.624	113.9	1:52.062 (3)	77.94	0.334	14:51:37.287	
12-	30.763	39.412	41.553	114.4	1:51.728 (1)	78.17		14:53:29.015	
13-	31.229	39.384	41.621	113.3	1:52.234	77.82	0.506	14:55:21.249	
14-	30.945	39.515	41.473	114.9	1:51.933 (2)	78.02	0.205	14:57:13.182	

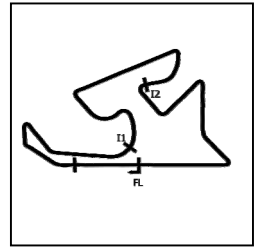
P15 71		Daniel GOODMAN			Honda - Fibre Tec Honda				
IDEAL LAP TIME : 1:51.542		BEST LAP TIME : 1:51.834			DIFFERENCE : 0.292				
LAP	SECTOR 1	SECTOR 2	SECTOR 3	SPEED TRAP	LAP TIME	MPH	DIFF	TIME OF DAY	
1-		41.147	42.568	102.5	2:03.427	70.76	11.593	14:32:53.118	
2-	30.975	40.130	42.307	118.8	1:53.412	77.01	1.578	14:34:46.530	
3-	30.808	39.539	42.039	116.0	1:52.386	77.71	0.552	14:36:38.916	
4-	30.476	39.962	42.161	116.6	1:52.599	77.56	0.765	14:38:31.515	
5-	30.876	39.726	41.935	114.9	1:52.537	77.61	0.703	14:40:24.052	
6-	30.637	39.545	41.652	115.5	1:51.834 (1)	78.09		14:42:15.886	
7-	30.609	39.976	41.832	117.7	1:52.417	77.69	0.583	14:44:08.303	
8-	30.676	39.624	41.712	117.7	1:52.012 (3)	77.97	0.178	14:46:00.315	
9-	30.924	39.650	41.772	113.3	1:52.346	77.74	0.512	14:47:52.661	
10-	30.785	39.414	41.855	113.3	1:52.054	77.94	0.220	14:49:44.715	
11-	30.873	39.600	41.652	114.4	1:52.125	77.89	0.291	14:51:36.840	
12-	30.555	39.601	41.893	114.4	1:52.049	77.94	0.215	14:53:28.889	
13-	30.781	39.421	41.796	114.9	1:51.998 (2)	77.98	0.164	14:55:20.887	
14-	31.075	39.537	41.756	112.8	1:52.368	77.72	0.534	14:57:13.255	

MCRCB BULLETIN TK226

2024 Bennetts British Superbike Championship - Round 1

2024 R&G British Talent Cup

RACE 3 - SECTOR ANALYSIS



SECTOR 1 = FL to I1, SECTOR 2 = I1 to I2 SECTOR 3 = I2 to I3, SECTOR 4 = I3 to FL, DIFF = Difference To Personal Best Lap, P = Crossed Finish Line in Pit Lane, D = Time Disallowed

P16 19		Scott McPHEE			Honda - SMP Racing				
IDEAL LAP TIME : 1:51.400		BEST LAP TIME : 1:51.400			DIFFERENCE : 0.000				
LAP	SECTOR 1	SECTOR 2	SECTOR 3	SPEED TRAP	LAP TIME	MPH	DIFF	TIME OF DAY	
1-		40.523	42.425	100.4	2:01.655	71.79	10.255	14:32:51.346	
2-	30.801	40.136	42.231	117.1	1:53.168	77.17	1.768	14:34:44.514	
3-	30.751	39.739	42.002	116.0	1:52.492	77.64	1.092	14:36:37.006	
4-	30.755	40.173	41.996	117.1	1:52.924	77.34	1.524	14:38:29.930	
5-	31.023	39.741	42.027	116.6	1:52.791	77.43	1.391	14:40:22.721	
6-	30.926	39.872	41.931	117.7	1:52.729	77.47	1.329	14:42:15.450	
7-	30.788	39.955	41.881	117.7	1:52.624	77.55	1.224	14:44:08.074	
8-	30.663	40.046	41.895	116.6	1:52.604	77.56	1.204	14:46:00.678	
9-	30.778	39.962	42.074	117.1	1:52.814	77.42	1.414	14:47:53.492	
10-	30.830	39.639	41.866	117.1	1:52.335	77.75	0.935	14:49:45.827	
11-	30.618	39.864	41.917	116.6	1:52.399	77.70	0.999	14:51:38.226	
12-	30.631	39.554	41.788	114.9	1:51.973 (2)	78.00	0.573	14:53:30.199	
13-	30.526	39.332	41.542	116.6	1:51.400 (1)	78.40		14:55:21.599	
14-	30.819	39.534	41.652	117.7	1:52.005 (3)	77.97	0.605	14:57:13.604	

P17 67		George BOWES			Honda - Microlise Cresswell Racing				
IDEAL LAP TIME : 1:51.498		BEST LAP TIME : 1:51.612			DIFFERENCE : 0.114				
LAP	SECTOR 1	SECTOR 2	SECTOR 3	SPEED TRAP	LAP TIME	MPH	DIFF	TIME OF DAY	
1-		40.940	42.383	100.0	2:02.712	71.17	11.100	14:32:52.403	
2-	31.353	40.230	42.144	115.5	1:53.727	76.79	2.115	14:34:46.130	
3-	30.783	39.717	41.793	116.6	1:52.293	77.77	0.681	14:36:38.423	
4-	30.778	39.776	41.994	116.0	1:52.548	77.60	0.936	14:38:30.971	
5-	30.905	39.909	41.775	116.6	1:52.589	77.57	0.977	14:40:23.560	
6-	30.735	40.190	41.782	117.1	1:52.707	77.49	1.095	14:42:16.267	
7-	30.809	39.735	41.844	118.8	1:52.388	77.71	0.776	14:44:08.655	
8-	30.823	39.693	41.908	119.4	1:52.424	77.68	0.812	14:46:01.079	
9-	30.969	39.845	41.937	117.7	1:52.751	77.46	1.139	14:47:53.830	
10-	30.984	39.812	41.814	118.8	1:52.610	77.56	0.998	14:49:46.440	
11-	30.764	39.874	41.684	117.1	1:52.322	77.75	0.710	14:51:38.762	
12-	30.648	39.743	41.620	117.7	1:52.011 (2)	77.97	0.399	14:53:30.773	
13-	30.762	39.357	41.493	118.2	1:51.612 (1)	78.25		14:55:22.385	
14-	30.810	39.720	41.579	117.7	1:52.109 (3)	77.90	0.497	14:57:14.494	

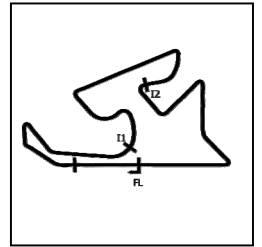
P18 65		Alexander ROWAN			Honda - Alexander Rowan Racing				
IDEAL LAP TIME : 1:52.287		BEST LAP TIME : 1:52.762			DIFFERENCE : 0.475				
LAP	SECTOR 1	SECTOR 2	SECTOR 3	SPEED TRAP	LAP TIME	MPH	DIFF	TIME OF DAY	
1-		40.810	42.709	104.2	2:02.395	71.35	9.633	14:32:52.086	
2-	31.573	40.079	42.398	111.8	1:54.050	76.58	1.288	14:34:46.136	
3-	31.052	40.044	42.273	113.3	1:53.369	77.04	0.607	14:36:39.505	
4-	31.370	40.892	42.261	112.3	1:54.523	76.26	1.761	14:38:34.028	
5-	31.035	40.099	42.193	112.8	1:53.327	77.07	0.565	14:40:27.355	
6-	31.279	39.792	42.159	113.3	1:53.230	77.13	0.468	14:42:20.585	
7-	31.236	39.724	41.989	112.8	1:52.949	77.32	0.187	14:44:13.534	
8-	30.942	39.941	42.015	112.3	1:52.898 (3)	77.36	0.136	14:46:06.432	
9-	31.138	40.049	42.522	111.3	1:53.709	76.81	0.947	14:48:00.141	
10-	31.125	39.927	42.082	110.3	1:53.134	77.20	0.372	14:49:53.275	
11-	31.104	39.824	42.016	112.3	1:52.944	77.33	0.182	14:51:46.219	
12-	30.743	39.715	42.304	112.3	1:52.762 (1)	77.45		14:53:38.981	
13-	31.079	40.072	41.937	112.3	1:53.088	77.23	0.326	14:55:32.069	
14-	31.257	39.706	41.838	112.8	1:52.801 (2)	77.42	0.039	14:57:24.870	

MCRCB BULLETIN TK226

2024 Bennetts British Superbike Championship - Round 1

2024 R&G British Talent Cup

RACE 3 - SECTOR ANALYSIS



SECTOR 1 = FL to I1, SECTOR 2 = I1 to I2 SECTOR 3 = I2 to I3, SECTOR 4 = I3 to FL, DIFF = Difference To Personal Best Lap, P = Crossed Finish Line in Pit Lane, D = Time Disallowed

P19 91		Joshua RAYMOND Jnr			Honda - Fibre Tec Honda			
IDEAL LAP TIME : 1:52.183		BEST LAP TIME : 1:52.340		DIFFERENCE : 0.157				
LAP	SECTOR 1	SECTOR 2	SECTOR 3	SPEED TRAP	LAP TIME	MPH	DIFF	TIME OF DAY
1-		41.267	42.286	106.0	2:03.717	70.59	11.377	14:32:53.408
2-	31.285	40.444	42.080	115.5	1:53.809	76.74	1.469	14:34:47.217
3-	31.067	40.012	41.986	116.0	1:53.065	77.24	0.725	14:36:40.282
4-	30.981	40.196	41.809	117.1	1:52.986	77.30	0.646	14:38:33.268
5-	31.068	40.064	42.045	113.3	1:53.177	77.17	0.837	14:40:26.445
6-	30.941	40.043	41.981	116.6	1:52.965	77.31	0.625	14:42:19.410
7-	30.781	39.783	41.776	114.9	1:52.340 (1)	77.74		14:44:11.750
8-	30.750	39.827	41.848	114.4	1:52.425 (2)	77.68	0.085	14:46:04.175
9-	31.215	40.366	42.388	112.8	1:53.969	76.63	1.629	14:47:58.144
10-	31.406	40.237	42.079	113.3	1:53.722	76.80	1.382	14:49:51.866
11-	31.173	40.477	41.982	112.8	1:53.632	76.86	1.292	14:51:45.498
12-	31.123	40.048	42.564	114.9	1:53.735	76.79	1.395	14:53:39.233
13-	31.076	40.164	41.660	117.1	1:52.900	77.36	0.560	14:55:32.133
14-	31.044	40.165	41.650	114.9	1:52.859 (3)	77.38	0.519	14:57:24.992

P20 33		Eli BANISH			Honda - Fibre Tec Honda			
IDEAL LAP TIME : 1:52.486		BEST LAP TIME : 1:52.876		DIFFERENCE : 0.390				
LAP	SECTOR 1	SECTOR 2	SECTOR 3	SPEED TRAP	LAP TIME	MPH	DIFF	TIME OF DAY
1-		40.841	42.560	104.2	2:02.605	71.23	9.729	14:32:52.296
2-	31.662	40.507	42.334	109.8	1:54.503	76.27	1.627	14:34:46.799
3-	30.995	39.972	42.015	116.6	1:52.982 (2)	77.30	0.106	14:36:39.781
4-	31.335	40.156	41.965	113.9	1:53.456	76.98	0.580	14:38:33.237
5-	31.368	40.148	42.053	112.8	1:53.569	76.90	0.693	14:40:26.806
6-	31.062	40.058	41.925	117.7	1:53.045	77.26	0.169	14:42:19.851
7-	31.004	40.008	41.864	117.1	1:52.876 (1)	77.37		14:44:12.727
8-	31.078	40.152	41.976	114.4	1:53.206	77.15	0.330	14:46:05.933
9-	31.431	40.487	42.603	113.9	1:54.521	76.26	1.645	14:48:00.454
10-	31.274	39.942	41.861	115.5	1:53.077	77.24	0.201	14:49:53.531
11-	31.198	39.950	41.886	115.5	1:53.034	77.26	0.158	14:51:46.565
12-	30.859	39.892	42.299	115.5	1:53.050	77.25	0.174	14:53:39.615
13-	30.969	40.294	41.735	115.5	1:52.998 (3)	77.29	0.122	14:55:32.613
14-	30.957	40.174	42.123	115.5	1:53.254	77.11	0.378	14:57:25.867

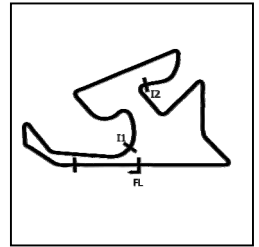
P21 90		Aeziah DIVINE			Honda - Microlise Cresswell Racing			
IDEAL LAP TIME : 1:52.496		BEST LAP TIME : 1:52.816		DIFFERENCE : 0.320				
LAP	SECTOR 1	SECTOR 2	SECTOR 3	SPEED TRAP	LAP TIME	MPH	DIFF	TIME OF DAY
1-		41.674	42.747	104.2	2:04.453	70.17	11.637	14:32:54.144
2-	31.133	40.428	42.167	115.5	1:53.728	76.79	0.912	14:34:47.872
3-	31.152	40.244	43.145	116.0	1:54.541	76.25	1.725	14:36:42.413
4-	31.552	40.062	42.631	113.9	1:54.245	76.45	1.429	14:38:36.658
5-	31.898	40.542	42.097	112.3	1:54.537	76.25	1.721	14:40:31.195
6-	31.161	40.495	42.221	114.4	1:53.877	76.69	1.061	14:42:25.072
7-	31.032	40.302	42.106	114.9	1:53.440 (2)	76.99	0.624	14:44:18.512
8-	31.029	40.317	42.515	114.4	1:53.861	76.70	1.045	14:46:12.373
9-	31.541	40.665	42.060	113.3	1:54.266	76.43	1.450	14:48:06.639
10-	30.997	40.548	41.998	116.6	1:53.543 (3)	76.92	0.727	14:50:00.182
11-	31.287	40.033	41.496	116.0	1:52.816 (1)	77.41		14:51:52.998
12-	30.967	40.219	42.424	111.8	1:53.610	76.87	0.794	14:53:46.608
13-	31.404	40.389	42.121	110.3	1:53.914	76.67	1.098	14:55:40.522
14-	31.161	40.225	42.704	110.3	1:54.090	76.55	1.274	14:57:34.612

MCRCB BULLETIN TK226

2024 Bennetts British Superbike Championship - Round 1

2024 R&G British Talent Cup

RACE 3 - SECTOR ANALYSIS



SECTOR 1 = FL to I1, SECTOR 2 = I1 to I2 SECTOR 3 = I2 to I3, SECTOR 4 = I3 to FL, DIFF = Difference To Personal Best Lap, P = Crossed Finish Line in Pit Lane, D = Time Disallowed

P22 72		Samuel MUNSON		Honda - Wilson Racing					
IDEAL LAP TIME : 1:52.606		BEST LAP TIME : 1:53.191		DIFFERENCE : 0.585					
LAP	SECTOR 1	SECTOR 2	SECTOR 3	SPEED TRAP	LAP TIME	MPH	DIFF	TIME OF DAY	
1-		41.437	42.339	106.9	2:03.620	70.65	10.429	14:32:53.311	
2-	31.471	40.595	42.290	116.0	1:54.356	76.37	1.165	14:34:47.667	
3-	31.137	40.445	42.663	115.5	1:54.245	76.45	1.054	14:36:41.912	
4-	31.319	40.364	43.224	112.3	1:54.907	76.01	1.716	14:38:36.819	
5-	31.505	40.148	42.288	113.9	1:53.941	76.65	0.750	14:40:30.760	
6-	31.334	40.321	42.143	112.8	1:53.798	76.75	0.607	14:42:24.558	
7-	30.996	40.560	41.993	111.8	1:53.549 (2)	76.91	0.358	14:44:18.107	
8-	31.075	40.391	42.511	115.5	1:53.977	76.63	0.786	14:46:12.084	
9-	31.480	40.282	41.932	110.3	1:53.694 (3)	76.82	0.503	14:48:05.778	
10-	30.959	40.692	42.350	114.9	1:54.001	76.61	0.810	14:49:59.779	
11-	31.243	40.256	41.692	111.8	1:53.191 (1)	77.16		14:51:52.970	
12-	30.832	40.560	42.308	114.4	1:53.700	76.81	0.509	14:53:46.670	
13-	31.178	40.340	42.271	114.9	1:53.789	76.75	0.598	14:55:40.459	
14-	31.377	40.082	42.734	110.8	1:54.193	76.48	1.002	14:57:34.652	

P23 14		Bill HARRIS		Honda - Team Harris Racing / RS Racing					
IDEAL LAP TIME : 1:52.256		BEST LAP TIME : 1:52.526		DIFFERENCE : 0.270					
LAP	SECTOR 1	SECTOR 2	SECTOR 3	SPEED TRAP	LAP TIME	MPH	DIFF	TIME OF DAY	
1-		41.671	42.738	98.4	2:04.933	69.91	12.407	14:32:54.624	
2-	31.375	40.363	42.161	118.8	1:53.899	76.68	1.373	14:34:48.523	
3-	30.889	40.369	42.605	117.1	1:53.863	76.70	1.337	14:36:42.386	
4-	31.175	40.839	43.080	118.8	1:55.094	75.88	2.568	14:38:37.480	
5-	31.377	40.655	42.116	115.5	1:54.148	76.51	1.622	14:40:31.628	
6-	30.920	40.499	42.129	114.9	1:53.548	76.92	1.022	14:42:25.176	
7-	30.594	40.124	41.808	117.1	1:52.526 (1)	77.61		14:44:17.702	
8-	31.266	40.703	42.507	113.9	1:54.476	76.29	1.950	14:46:12.178	
9-	31.225	39.919	42.031	112.8	1:53.175 (3)	77.17	0.649	14:48:05.353	
10-	31.199	41.205	42.086	113.3	1:54.490	76.28	1.964	14:49:59.843	
11-	31.046	40.043	41.743	114.9	1:52.832 (2)	77.40	0.306	14:51:52.675	
12-	31.002	41.125	42.146	113.9	1:54.273	76.43	1.747	14:53:46.948	
13-	31.414	40.279	42.302	113.3	1:53.995	76.61	1.469	14:55:40.943	
14-	31.440	40.229	42.290	111.8	1:53.959	76.64	1.433	14:57:34.902	

P24 11		Iwan JONES		Honda - Jones Brothers Racing					
IDEAL LAP TIME : 1:52.644		BEST LAP TIME : 1:53.075		DIFFERENCE : 0.431					
LAP	SECTOR 1	SECTOR 2	SECTOR 3	SPEED TRAP	LAP TIME	MPH	DIFF	TIME OF DAY	
1-		41.640	42.765	106.0	2:04.687	70.04	11.612	14:32:54.378	
2-	31.071	40.592	42.072	117.7	1:53.735	76.79	0.660	14:34:48.113	
3-	30.969	40.394	42.711	118.2	1:54.074	76.56	0.999	14:36:42.187	
4-	31.125	40.864	43.121	117.7	1:55.110	75.87	2.035	14:38:37.297	
5-	31.330	40.631	42.458	114.4	1:54.419	76.33	1.344	14:40:31.716	
6-	31.166	40.448	42.973	117.7	1:54.587	76.22	1.512	14:42:26.303	
7-	31.067	40.098	42.061	114.4	1:53.226 (2)	77.13	0.151	14:44:19.529	
8-	30.697	40.766	42.095	114.4	1:53.558 (3)	76.91	0.483	14:46:13.087	
9-	30.952	40.274	41.849	115.5	1:53.075 (1)	77.24		14:48:06.162	
10-	30.826	40.948	42.012	115.5	1:53.786	76.75	0.711	14:49:59.948	

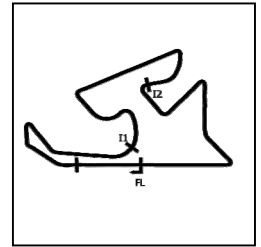
P25 40		Julian CORREA		Honda - Microlise Cresswell Racing					
IDEAL LAP TIME : 1:49.458		BEST LAP TIME : 1:49.894		DIFFERENCE : 0.436					
LAP	SECTOR 1	SECTOR 2	SECTOR 3	SPEED TRAP	LAP TIME	MPH	DIFF	TIME OF DAY	
1-		38.987	41.570	98.0	1:57.301	74.45	7.407	14:32:46.992	
2-	30.099	39.221	41.210	117.7	1:50.530	79.02	0.636	14:34:37.522	
3-	30.149	39.027	40.978	117.1	1:50.154	79.29	0.260	14:36:27.676	
4-	30.307	38.676	40.911	114.9	1:49.894 (1)	79.47		14:38:17.570	
5-	30.285	38.971	40.900	113.3	1:50.156	79.28	0.262	14:40:07.726	
6-	30.365	38.803	40.861	114.9	1:50.029	79.38	0.135	14:41:57.755	
7-	30.377	38.876	40.683	116.0	1:49.936 (3)	79.44	0.042	14:43:47.691	
8-	30.356	38.848	40.717	116.0	1:49.921 (2)	79.45	0.027	14:45:37.612	

MCRCB BULLETIN TK226

2024 Bennetts British Superbike Championship - Round 1

2024 R&G British Talent Cup

RACE 3 - SECTOR ANALYSIS



SECTOR 1 = FL to I1, SECTOR 2 = I1 to I2 SECTOR 3 = I2 to I3, SECTOR 4 = I3 to FL, DIFF = Difference To Personal Best Lap, P = Crossed Finish Line in Pit Lane, D = Time Disallowed

P26 12		Tyler KING		Honda - Microlise Cresswell Racing				
IDEAL LAP TIME : 1:52.959		BEST LAP TIME : 1:53.145		DIFFERENCE : 0.186				
LAP	SECTOR 1	SECTOR 2	SECTOR 3	SPEED TRAP	LAP TIME	MPH	DIFF	TIME OF DAY
1-		41.014	42.621	104.2	2:03.192	70.89	10.047	14:32:52.883
2-	31.410	40.530	42.165	112.8	1:54.105	76.54	0.960	14:34:46.988
3-	30.996	40.084	42.300	114.4	1:53.380 (3)	77.03	0.235	14:36:40.368
4-	31.200	40.346	42.336	113.9	1:53.882	76.69	0.737	14:38:34.250
5-	31.247	39.863	42.302	112.3	1:53.412	77.01	0.267	14:40:27.662
6-	31.170	39.875	42.100	112.3	1:53.145 (1)	77.19		14:42:20.807
7-	31.122	40.013	42.164	112.8	1:53.299 (2)	77.08	0.154	14:44:14.106

P27 28		Charlie BARNES		Honda - SENCAT Talent Team / Mortimer Racing				
IDEAL LAP TIME : 1:54.894		BEST LAP TIME : 1:54.894		DIFFERENCE : 0.000				
LAP	SECTOR 1	SECTOR 2	SECTOR 3	SPEED TRAP	LAP TIME	MPH	DIFF	TIME OF DAY
1-		42.428	43.132	103.3	2:06.323	69.14	11.429	14:32:56.014
2-	31.310	40.776	42.808	112.8	1:54.894 (1)	76.01		14:34:50.908

MCRCB BULLETIN TK227

2024 Bennetts British Superbike Championship - Round 1

2024 R&G British Talent Cup

RACE 3 - BEST SECTORS

SECTOR 1			SECTOR 2			SECTOR 3			IDEAL / BEST COMPARISON						
POS	NO	NAME	TIME	NO	NAME	TIME	NO	NAME	TIME	POS	NO	NAME	IDEAL	BEST	DIFF
													PERFECT LAP	1:48.977	
1	88	FOSTER	29.963	29	BROWN	38.491	88	FOSTER	40.523	1	43	BRINTON	1:49.407	1:49.499	0.092
2	66	HARRIS	29.975	43	BRINTON	38.636	40	CORREA	40.683	2	29	BROWN	1:49.443	1:49.647	0.204
3	75	SUROWIAK	30.028	40	CORREA	38.676	43	BRINTON	40.704	3	40	CORREA	1:49.458	1:49.894	0.436
4	43	BRINTON	30.067	75	SUROWIAK	38.745	75	SUROWIAK	40.756	4	88	FOSTER	1:49.476	1:49.666	0.190
5	48	WALKER	30.084	88	FOSTER	38.990	29	BROWN	40.834	5	75	SUROWIAK	1:49.529	1:49.622	0.093
6	40	CORREA	30.099	16	BURROWS	38.995	64	EDMUNDS	41.002	6	66	HARRIS	1:50.219	1:50.465	0.246
7	64	EDMUNDS	30.114	76	HUNTINGFORD	39.037	66	HARRIS	41.071	7	64	EDMUNDS	1:50.309	1:50.583	0.274
8	29	BROWN	30.118	24	FROST	39.109	99	WILLIS	41.106	8	16	BURROWS	1:50.349	1:50.542	0.193
9	76	HUNTINGFORD	30.201	48	WALKER	39.124	16	BURROWS	41.129	9	48	WALKER	1:50.394	1:50.575	0.181
10	16	BURROWS	30.225	99	WILLIS	39.145	24	FROST	41.154	10	76	HUNTINGFORD	1:50.470	1:50.671	0.201
11	7	McCABE	30.239	7	McCABE	39.172	48	WALKER	41.186	11	24	FROST	1:50.522	1:50.797	0.275
12	24	FROST	30.259	66	HARRIS	39.173	76	HUNTINGFORD	41.232	12	7	McCABE	1:50.712	1:50.903	0.191
13	71	GOODMAN	30.476	64	EDMUNDS	39.193	7	McCABE	41.301	13	99	WILLIS	1:50.926	1:51.146	0.220
14	19	McPHEE	30.526	19	McPHEE	39.332	61	MACKAY	41.463	14	19	McPHEE	1:51.400	1:51.400	0.000
15	61	MACKAY	30.576	67	BOWES	39.357	42	JOLLIFFE	41.473	15	61	MACKAY	1:51.421	1:51.674	0.253
16	14	HARRIS	30.594	61	MACKAY	39.382	67	BOWES	41.493	16	67	BOWES	1:51.498	1:51.612	0.114
17	67	BOWES	30.648	42	JOLLIFFE	39.384	90	DIVINE	41.496	17	71	GOODMAN	1:51.542	1:51.834	0.292
18	99	WILLIS	30.675	71	GOODMAN	39.414	19	McPHEE	41.542	18	42	JOLLIFFE	1:51.620	1:51.728	0.108
19	11	JONES	30.697	65	ROWAN	39.706	91	RAYMOND Jnr	41.650	19	91	RAYMOND Jnr	1:52.183	1:52.340	0.157
20	65	ROWAN	30.743	91	RAYMOND Jnr	39.783	71	GOODMAN	41.652	20	14	HARRIS	1:52.256	1:52.526	0.270
21	91	RAYMOND Jnr	30.750	12	KING	39.863	72	MUNSON	41.692	21	65	ROWAN	1:52.287	1:52.762	0.475
22	42	JOLLIFFE	30.763	33	BANISH	39.892	33	BANISH	41.735	22	33	BANISH	1:52.486	1:52.876	0.390
23	72	MUNSON	30.832	14	HARRIS	39.919	14	HARRIS	41.743	23	90	DIVINE	1:52.496	1:52.816	0.320
24	33	BANISH	30.859	90	DIVINE	40.033	65	ROWAN	41.838	24	72	MUNSON	1:52.606	1:53.191	0.585
25	90	DIVINE	30.967	72	MUNSON	40.082	11	JONES	41.849	25	11	JONES	1:52.644	1:53.075	0.431
26	12	KING	30.996	11	JONES	40.098	12	KING	42.100	26	12	KING	1:52.959	1:53.145	0.186
27	28	BARNES	31.310	28	BARNES	40.776	28	BARNES	42.808	27	28	BARNES	1:54.894	1:54.894	0.000

MCRCB BULLETIN TK228

2024 Bennetts British Superbike Championship - Round 1

2024 R&G British Talent Cup

RACE 3 - BEST SPEEDS

POS	NO	NAME	VMAX	MPH
1	88	FOSTER		122.4
2	75	SUROWIAK		120.6
3	24	FROST		120.6
4	66	HARRIS		120.0
5	48	WALKER		120.0
6	64	EDMUNDS		119.4
7	7	McCABE		119.4
8	99	WILLIS		119.4
9	67	BOWES		119.4
10	43	BRINTON		118.8
11	76	HUNTINGFORD		118.8
12	71	GOODMAN		118.8
13	14	HARRIS		118.8
14	11	JONES		118.2
15	16	BURROWS		117.7
16	19	McPHEE		117.7
17	33	BANISH		117.7
18	40	CORREA		117.7
19	29	BROWN		117.1
20	61	MACKAY		117.1
21	91	RAYMOND Jnr		117.1
22	90	DIVINE		116.6
23	72	MUNSON		116.0
24	42	JOLLIFFE		114.9
25	12	KING		114.4
26	65	ROWAN		113.3
27	28	BARNES		112.8
28				

MCRCB BULLETIN TK229

2024 Bennetts British Superbike Championship - Round 1

2024 R&G British Talent Cup

RACE 3 - STATISTICS

Competitors Started	27
Planned Start	2024-04-21 @ 14:30:00.000
Actual Start	2024-04-21 @ 14:30:49.690
Finish Time	2024-04-21 @ 14:56:38.435
Track Length	2.4261mi.
Total Laps	349
Total Distance Covered	846.7241mi.

Session Fastest Lap History

NO	NAME	LAP TIME	TIME OF DAY	LAP	VEHICLE
29	Lucas BROWN	1:50.838	14:34:37.356	2	Honda
40	Julian CORREA	1:50.530	14:34:37.522	2	Honda
40	Julian CORREA	1:50.154	14:36:27.676	3	Honda
40	Julian CORREA	1:49.894	14:38:17.570	4	Honda
88	Mason FOSTER	1:49.833	14:40:08.451	5	Honda
29	Lucas BROWN	1:49.647	14:43:47.595	7	Honda
43	Amanuel BRINTON	1:49.499	14:51:07.700	11	Honda

Session Leader History

NO	NAME	FROM LAP	LAPS LED	DISTANCE	VEHICLE
75	Filip SUROWIAK	1	1	2.42 miles	Honda
29	Lucas BROWN	2	1	2.42 miles	Honda
40	Julian CORREA	3	4	9.70 miles	Honda
29	Lucas BROWN	7	8	19.40 miles	Honda

Flag History

TYPE	TIME OF DAY
GREEN	14:30:49.690
FINISH	14:56:38.435

Flag Statistics

TYPE	COUNT	TOTAL LAPS	TOTAL TIME
Green	1	14	30:32.662
Red	0	0	0.000
Safety Car	0	0	0.000
FCY	0	0	0.000

MCRCB BULLETIN TK230

2024 Bennetts British Superbike Championship - Round 1

2024 R&G British Talent Cup

RACE 3 - SESSION NOTES

TIME	MESSAGE
14:18:37	PITLANE OPEN
14:19:55	NO.13 STOPPED TECHNICAL PROBLEM - T5
14:21:10	PITLANE OPEN
14:23:03	PITLANE CLOSED
14:23:07	5 MINUTES TO WARM UP LAP
14:25:11	3 MINUTES TO WARM UP LAP
14:27:02	1 MINUTE TO WARM UP LAP
14:27:32	30 SECONDS TO WARM UP LAP
14:27:49	GREEN FLAG - WARM UP LAP
14:29:52	RACE START
14:31:26	NO JUMP STARTS
14:36:58	NO.28 ENTERED PITS
14:45:38	NO. 12 FALLER AT T7 - RIDER OK
14:47:46	NO.40 STOPPED TECHNICAL PROBLEM - T13
14:49:04	TWO THIRDS DISTANCE COMPLETED
14:52:04	NO.11 ENTERED PITS
14:54:26	NO.11 RETIRED

MCRCB BULLETIN TK231

2024 Bennetts British Superbike Championship - Round 1

2024 R&G British Talent Cup

RACE 3 - WEATHER CONDITIONS

