

## RACE 2 - CLASSIFICATION

Race Distance: 8 Laps / 19.40 miles

POS	NO	NAME	NAT	ENTRY	LAPS	TIME	GAP	DIFF	MPH	BEST	ON	GRD	↑↓
1	75	Filip SUROWIAK	GBR	Honda - Team City Lifting / RS Racing	8	14:45.845			78.87	1:49.157	8	4	3
2	40	Julian CORREA	USA	Honda - Microlise Cresswell Racing	8	14:45.922	0.077	0.077	78.87	1:49.449	7	2	0
3	43	Amanuel BRINTON	GBR	Honda - Kovara Projects / RS Racing	8	14:45.924	0.079	0.002	78.87	1:49.511	7	3	0
4	29	Lucas BROWN	GBR	Honda - SENCAT Talent Team / Mortimer Racing	8	14:46.416	0.571	0.492	78.82	1:49.453	8	1	-3
5	88	Mason FOSTER	GBR	Honda - BRP Racing	8	14:46.665	0.820	0.249	78.80	1:49.482	8	5	0
6	24	Ryan FROST	GBR	Honda - Fibre Tec Honda	8	14:51.773	5.928	5.108	78.35	1:50.231	8	7	1
7	48	Ollie WALKER	GBR	Honda - Fibre Tec Honda	8	14:51.801	5.956	0.028	78.35	1:50.308	2	11	4
8	66	Ronnie HARRIS	GBR	Honda - Kovara Projects / RS Racing	8	14:52.164	6.319	0.363	78.31	1:49.894	4	8	0
9	76	Charlie HUNTINGFORD	GBR	Honda - Mototechniks	8	14:53.433	7.588	1.269	78.20	1:50.251	4	9	0
10	64	Clayton EDMUNDS	GBR	Honda - Team City Lifting / RS Racing	8	14:57.371	11.526	3.938	77.86	1:50.568	8	6	-4
11	16	Jack BURROWS	GBR	Honda - Burrows Engineering / RK Racing	8	15:02.077	16.232	4.706	77.45	1:51.134	4	14	3
12	61	Harrison MACKAY	GBR	Honda - Wilson Racing / HMR	8	15:06.665	20.820	4.588	77.06	1:51.641	8	12	0
13	42	Ben JOLLIFFE	GBR	Honda - Wilson Racing	8	15:07.466	21.621	0.801	76.99	1:51.764	3	13	0
14	65	Alexander ROWAN	GBR	Honda - Alexander Rowan Racing	8	15:07.700	21.855	0.234	76.97	1:52.035	3	15	1
15	67	George BOWES	GBR	Honda - Microlise Cresswell Racing	8	15:08.054	22.209	0.354	76.94	1:52.000	4	17	2
16	71	Daniel GOODMAN	GBR	Honda - Fibre Tec Honda	8	15:08.349	22.504	0.295	76.92	1:51.870	3	16	0
17	7	Harley McCABE	GBR	Honda - McCabe Racing by Motorbike Buyers	8	15:09.320	23.475	0.971	76.84	1:51.641	2	10	-7
18	91	Joshua RAYMOND Jnr	USA	Honda - Fibre Tec Honda	8	15:09.516	23.671	0.196	76.82	1:52.069	7	20	2
19	99	Peter WILLIS	GBR	Honda - Microlise Cresswell Racing	8	15:10.567	24.722	1.051	76.73	1:51.932	8	29	10
20	19	Scott McPHEE	GBR	Honda - SMP Racing	8	15:10.892	25.047	0.325	76.70	1:51.614	8	26	6
21	33	Eli BANISH	USA	Honda - Fibre Tec Honda	8	15:12.580	26.735	1.688	76.56	1:52.333	8	19	-2
22	14	Bill HARRIS	GBR	Honda - Team Harris Racing / RS Racing	8	15:16.523	30.678	3.943	76.23	1:52.768	4	22	0
23	11	Iwan JONES	GBR	Honda - Jones Brothers Racing	8	15:19.315	33.470	2.792	76.00	1:52.528	5	21	-2
24	12	Tyler KING	NZL	Honda - Microlise Cresswell Racing	8	15:20.309	34.464	0.994	75.92	1:53.265	8	18	-6
25	90	Aeziah DIVINE	BMU	Honda - Microlise Cresswell Racing	8	15:23.122	37.277	2.813	75.69	1:53.698	5	23	-2
26	28	Charlie BARNES	GBR	Honda - SENCAT Talent Team / Mortimer Racing	8	15:23.828	37.983	0.706	75.63	1:53.543	4	24	-2
27	13	Raheesh KHATRI	IND	Honda - Wilson Racing	8	15:34.557	48.712	10.729	74.76	1:54.747	2	25	-2

## FASTEST LAP

75	Filip SUROWIAK	GBR	Honda - Team City Lifting / RS Racing	8	1:49.157	80.01 mph	128.77 kph
----	----------------	-----	---------------------------------------	---	----------	-----------	------------

Weather / Track : Bright / Dry

These results are provisional until the conclusion of any judicial and technical matters.

Date: 21/04/2024 Start: 11:00 Finish: 11:14

Circuito de Navarra: 2.4261 miles

Race Director: Stuart Higgs

Stewards:

Timekeeper: Richard Evans

S. Higgs

R. EVANS



Digitally Approved at 11:32 Sunday, 21 April 2024

Digitally Approved at 11:31 Sunday, 21 April 2024

Results can be found at [www.tsl-timing.com](http://www.tsl-timing.com)

Printed - 11:17 Sunday, 21 April 2024

# MCRCB BULLETIN TK176

## 2024 Bennetts British Superbike Championship - Round 1

### 2024 R&G British Talent Cup

#### RACE 2 - LAP CHART

##### LAP 1 @ 11:02:07.442

NO	BEHIND	LAP TIME
75		1:56.338
29	0.522	1:56.860
40	0.596	1:56.934
43	0.643	1:56.981
88	1.056	1:57.394
24	1.426	1:57.764
76	1.906	1:58.244
48	2.120	1:58.458
66	2.486	1:58.824
65	3.597	1:59.935
16	3.601	1:59.939
67	3.696	2:00.034
64	4.172	2:00.510
42	4.654	2:00.992
71	4.792	2:01.130
7	5.057	2:01.395
61	5.087	2:01.425
33	5.679	2:02.017
91	6.153	2:02.491
12	6.262	2:02.600
99	7.423	2:03.761
14	7.965	2:04.303
90	8.614	2:04.952
11	8.654	2:04.992
19	8.845	2:05.183
28	9.416	2:05.754
13	9.765	2:06.103

##### LAP 2 @ 11:03:57.952

NO	BEHIND	LAP TIME
43		1:49.867
75	0.019	1:50.529
40	0.467	1:50.381
29	0.840	1:50.828
88	0.900	1:50.354
24	1.529	1:50.613
48	1.918	1:50.308
76	2.219	1:50.823
66	2.355	1:50.379
16	4.719	1:51.628
64	4.940	1:51.278
65	5.349	1:52.262
67	5.792	1:52.606
7	6.188	1:51.641
42	6.725	1:52.581
71	6.925	1:52.643
61	7.065	1:52.488
33	8.009	1:52.840
91	8.241	1:52.598
12	9.340	1:53.588
99	9.644	1:52.731
14	10.726	1:53.271
19	11.282	1:52.947
90	12.445	1:54.341
28	13.266	1:54.360
11	13.311	1:55.167
13	14.002	1:54.747

##### LAP 3 @ 11:05:48.365

NO	BEHIND	LAP TIME
40		1:49.946
43	0.121	1:50.534

75	0.209	1:50.603
29	0.681	1:50.254
88	0.843	1:50.356
24	1.562	1:50.446
48	2.007	1:50.502
76	2.440	1:50.634
66	3.312	1:51.370
64	5.732	1:51.205
16	6.159	1:51.853
65	6.971	1:52.035
67	7.679	1:52.300
7	7.822	1:52.047
42	8.076	1:51.764
71	8.382	1:51.870
61	8.646	1:51.994
91	10.432	1:52.604
33	10.497	1:52.901
99	11.857	1:52.626
12	12.933	1:54.006
19	13.276	1:52.407
14	13.366	1:53.053
90	16.093	1:54.061
28	16.643	1:53.790
11	16.736	1:53.838
13	18.396	1:54.807

##### LAP 4 @ 11:07:38.354

NO	BEHIND	LAP TIME
40		1:49.989
75	0.041	1:49.821
43	0.298	1:50.166
29	0.673	1:49.981
88	0.911	1:50.057
24	2.178	1:50.605
48	2.548	1:50.530
76	2.702	1:50.251
66	3.217	1:49.894
64	6.963	1:51.220
16	7.304	1:51.134
65	9.194	1:52.212
67	9.690	1:52.000
7	10.014	1:52.181
42	10.089	1:52.002
61	10.725	1:52.068
71	10.755	1:52.362
91	13.201	1:52.758
33	13.935	1:53.427
99	14.289	1:52.421
19	15.246	1:51.959
14	16.145	1:52.768
12	16.641	1:53.697
28	20.197	1:53.543
90	20.231	1:54.127
11	20.345	1:53.598
13	23.347	1:54.940

##### LAP 5 @ 11:09:27.912

NO	BEHIND	LAP TIME
75		1:49.517
40	0.351	1:49.909
43	0.504	1:49.764
29	0.687	1:49.572
88	1.037	1:49.684
24	3.188	1:50.568
48	3.410	1:50.420

76	3.683	1:50.539
66	3.897	1:50.238
64	8.211	1:50.806
16	8.948	1:51.202
67	12.258	1:52.126
7	12.590	1:52.134
42	12.790	1:52.259
65	13.014	1:53.378
61	13.212	1:52.045
71	13.495	1:52.298
91	16.071	1:52.428
99	17.216	1:52.485
33	17.622	1:53.245
19	18.040	1:52.352
14	19.355	1:52.768
12	20.715	1:53.632
11	23.315	1:52.528
90	24.371	1:53.698
28	24.386	1:53.747
13	29.032	1:55.243

##### LAP 6 @ 11:11:17.522

NO	BEHIND	LAP TIME
75		1:49.610
40	0.469	1:49.728
43	0.478	1:49.584
29	0.745	1:49.668
88	1.004	1:49.577
24	4.394	1:50.816
48	4.525	1:50.725
76	4.943	1:50.870
66	4.956	1:50.669
64	9.579	1:50.978
16	10.976	1:51.638
65	15.675	1:52.271
67	15.898	1:53.250
61	16.233	1:52.631
42	16.657	1:53.477
7	16.730	1:53.750
71	16.978	1:53.093
91	18.751	1:52.290
99	19.908	1:52.302
19	20.800	1:52.370
33	21.184	1:53.172
14	22.518	1:52.773
12	26.142	1:55.037
11	26.913	1:53.208
90	28.694	1:53.933
28	28.762	1:53.986
13	35.021	1:55.599

##### LAP 7 @ 11:13:07.440

NO	BEHIND	LAP TIME
40		1:49.449
43	0.071	1:49.511
75	0.352	1:50.270
29	0.627	1:49.800
88	0.847	1:49.761
48	4.990	1:50.383
24	5.206	1:50.730
66	5.424	1:50.386
76	5.976	1:50.951
64	10.467	1:50.806
16	12.963	1:51.905
65	18.416	1:52.659

##### LAP 8 @ 11:14:56.949

NO	BEHIND	LAP TIME
75		1:49.157
40	0.077	1:49.586
43	0.079	1:49.517
29	0.571	1:49.453
88	0.820	1:49.482
24	5.928	1:50.231
48	5.956	1:50.475
66	6.319	1:50.404
76	7.588	1:51.121
64	11.526	1:50.568
16	16.232	1:52.778
61	20.820	1:51.641
42	21.621	1:51.895
65	21.855	1:52.948
67	22.209	1:53.054
71	22.504	1:52.950
7	23.475	1:53.360
91	23.671	1:52.278
99	24.722	1:51.932
19	25.047	1:51.614
33	26.735	1:52.333
14	30.678	1:54.493
11	33.470	1:52.603
12	34.464	1:53.265
90	37.277	1:53.890
28	37.983	1:54.824
13	48.712	1:56.924

# MCRCB BULLETIN TK177

## 2024 Bennetts British Superbike Championship - Round 1

### 2024 R&G British Talent Cup

#### RACE 2 - POSITION CHART

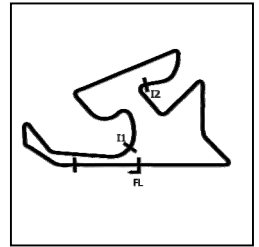
No	Name	Lap								
		Pos	1	2	3	4	5	6	7	8
29	BROWN	1	75	43	40	40	75	75	40	75
40	CORREA	2	29	75	43	75	40	40	43	40
43	BRINTON	3	40	40	75	43	43	43	75	43
75	SUROWIAK	4	43	29	29	29	29	29	29	29
88	FOSTER	5	88	88	88	88	88	88	88	88
64	EDMUNDS	6	24	24	24	24	24	24	48	24
24	FROST	7	76	48	48	48	48	48	24	48
66	HARRIS	8	48	76	76	76	76	76	66	66
76	HUNTINGFORD	9	66	66	66	66	66	66	76	76
7	McCABE	10	65	16	64	64	64	64	64	64
48	WALKER	11	16	64	16	16	16	16	16	16
61	MACKAY	12	67	65	65	65	67	65	65	61
42	JOLLIFFE	13	64	67	67	67	7	67	67	42
16	BURROWS	14	42	7	7	7	42	61	61	65
65	ROWAN	15	71	42	42	42	65	42	71	67
71	GOODMAN	16	7	71	71	61	61	7	42	71
67	BOWES	17	61	61	61	71	71	71	7	7
12	KING	18	33	33	91	91	91	91	91	91
33	BANISH	19	91	91	33	33	99	99	99	99
91	RAYMOND Jnr	20	12	12	99	99	33	19	19	19
11	JONES	21	99	99	12	19	19	33	33	33
14	HARRIS	22	14	14	19	14	14	14	14	14
90	DIVINE	23	90	19	14	12	12	12	11	11
28	BARNES	24	11	90	90	28	11	11	12	12
13	KHATRI	25	19	28	28	90	90	90	28	90
19	McPHEE	26	28	11	11	11	28	28	90	28
99	WILLIS	27	13	13	13	13	13	13	13	13

# MCRCB BULLETIN TK178

## 2024 Bennetts British Superbike Championship - Round 1

### 2024 R&G British Talent Cup

## RACE 2 - SECTOR ANALYSIS



SECTOR 1 = FL to I1, SECTOR 2 = I1 to I2 SECTOR 3 = I2 to I3, SECTOR 4 = I3 to FL, DIFF = Difference To Personal Best Lap, P = Crossed Finish Line in Pit Lane, D = Time Disallowed

P1 75		Filip SUROWIAK			Honda - Team City Lifting / RS Racing				
IDEAL LAP TIME : 1:49.157		BEST LAP TIME : 1:49.157		DIFFERENCE : 0.000					
LAP	SECTOR 1	SECTOR 2	SECTOR 3	SPEED TRAP	LAP TIME	MPH	DIFF	TIME OF DAY	
1-		38.967	41.075	100.0	1:56.338	75.07	7.181	11:02:07.442	
2-	30.419	38.959	41.151	114.9	1:50.529	79.02	1.372	11:03:57.971	
3-	30.733	39.136	40.734	116.6	1:50.603	78.96	1.446	11:05:48.574	
4-	30.207	38.847	40.767	116.6	1:49.821	79.53	0.664	11:07:38.395	
5-	29.973	38.688	40.856	116.0	1:49.517 (2)	79.75	0.360	11:09:27.912	
6-	30.059	38.765	40.786	116.0	1:49.610 (3)	79.68	0.453	11:11:17.522	
7-	30.546	38.930	40.794	116.0	1:50.270	79.20	1.113	11:13:07.792	
8-	<b>29.965</b>	<b>38.562</b>	<b>40.630</b>	<b>118.8</b>	<b>1:49.157 (1)</b>	<b>80.01</b>		<b>11:14:56.949</b>	

P2 40		Julian CORREA			Honda - Microlise Cresswell Racing				
IDEAL LAP TIME : 1:49.266		BEST LAP TIME : 1:49.449		DIFFERENCE : 0.183					
LAP	SECTOR 1	SECTOR 2	SECTOR 3	SPEED TRAP	LAP TIME	MPH	DIFF	TIME OF DAY	
1-		39.039	41.240	99.2	1:56.934	74.69	7.485	11:02:08.038	
2-	30.152	39.114	41.115	117.1	1:50.381	79.12	0.932	11:03:58.419	
3-	30.182	38.816	40.948	<b>120.0</b>	1:49.946	79.44	0.497	11:05:48.365	
4-	30.162	38.813	41.014	116.6	1:49.989	79.40	0.540	11:07:38.354	
5-	30.496	38.541	40.872	116.6	1:49.909	79.46	0.460	11:09:28.263	
6-	<b>29.967</b>	38.770	40.991	117.7	1:49.728 (3)	79.59	0.279	11:11:17.991	
7-	29.972	38.629	<b>40.848</b>	118.8	<b>1:49.449 (1)</b>	<b>79.80</b>		<b>11:13:07.440</b>	
8-	30.017	<b>38.451</b>	41.118	116.6	1:49.586 (2)	79.70	0.137	11:14:57.026	

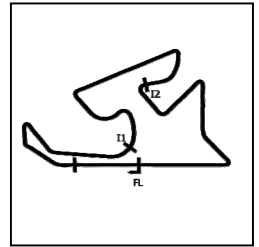
P3 43		Amanuel BRINTON			Honda - Kovara Projects / RS Racing				
IDEAL LAP TIME : 1:49.158		BEST LAP TIME : 1:49.511		DIFFERENCE : 0.353					
LAP	SECTOR 1	SECTOR 2	SECTOR 3	SPEED TRAP	LAP TIME	MPH	DIFF	TIME OF DAY	
1-		39.020	41.070	100.8	1:56.981	74.66	7.470	11:02:08.085	
2-	<b>29.980</b>	39.041	40.846	118.8	1:49.867	79.49	0.356	11:03:57.952	
3-	30.512	39.188	40.834	116.6	1:50.534	79.01	1.023	11:05:48.486	
4-	30.393	38.905	40.868	116.0	1:50.166	79.28	0.655	11:07:38.652	
5-	30.374	38.667	<b>40.723</b>	118.8	1:49.764	79.57	0.253	11:09:28.416	
6-	30.031	38.694	40.859	<b>119.4</b>	1:49.584 (3)	79.70	0.073	11:11:18.000	
7-	30.161	38.626	40.724	118.8	<b>1:49.511 (1)</b>	<b>79.75</b>		<b>11:13:07.511</b>	
8-	30.107	<b>38.455</b>	40.955	116.0	1:49.517 (2)	79.75	0.006	11:14:57.028	

P4 29		Lucas BROWN			Honda - SENCAT Talent Team / Mortimer Racing				
IDEAL LAP TIME : 1:49.236		BEST LAP TIME : 1:49.453		DIFFERENCE : 0.217					
LAP	SECTOR 1	SECTOR 2	SECTOR 3	SPEED TRAP	LAP TIME	MPH	DIFF	TIME OF DAY	
1-		39.231	41.218	98.4	1:56.860	74.74	7.407	11:02:07.964	
2-	30.374	39.081	41.373	116.0	1:50.828	78.80	1.375	11:03:58.792	
3-	30.278	39.072	40.904	<b>118.8</b>	1:50.254	79.21	0.801	11:05:49.046	
4-	30.270	38.786	40.925	117.7	1:49.981	79.41	0.528	11:07:39.027	
5-	30.117	38.796	<b>40.659</b>	116.6	1:49.572 (2)	79.71	0.119	11:09:28.599	
6-	29.999	38.792	40.877	117.7	1:49.668 (3)	79.64	0.215	11:11:18.267	
7-	30.104	38.784	40.912	117.7	1:49.800	79.54	0.347	11:13:08.067	
8-	<b>29.833</b>	<b>38.744</b>	40.876	117.7	<b>1:49.453 (1)</b>	<b>79.79</b>		<b>11:14:57.520</b>	

P5 88		Mason FOSTER			Honda - BRP Racing				
IDEAL LAP TIME : 1:49.357		BEST LAP TIME : 1:49.482		DIFFERENCE : 0.125					
LAP	SECTOR 1	SECTOR 2	SECTOR 3	SPEED TRAP	LAP TIME	MPH	DIFF	TIME OF DAY	
1-		39.059	41.093	102.1	1:57.394	74.40	7.912	11:02:08.498	
2-	29.998	39.194	41.162	121.8	1:50.354	79.14	0.872	11:03:58.852	
3-	29.991	39.356	41.009	121.2	1:50.356	79.14	0.874	11:05:49.208	
4-	29.873	<b>38.927</b>	41.257	121.2	1:50.057	79.35	0.575	11:07:39.265	
5-	30.061	39.052	40.571	121.2	1:49.684 (3)	79.62	0.202	11:09:28.949	
6-	29.955	38.938	40.684	120.6	1:49.577 (2)	79.70	0.095	11:11:18.526	
7-	30.016	39.082	40.663	122.4	1:49.761	79.57	0.279	11:13:08.287	
8-	<b>29.861</b>	39.052	<b>40.569</b>	<b>123.0</b>	<b>1:49.482 (1)</b>	<b>79.77</b>		<b>11:14:57.769</b>	



SECTOR 1 = FL to I1, SECTOR 2 = I1 to I2 SECTOR 3 = I2 to I3, SECTOR 4 = I3 to FL, DIFF = Difference To Personal Best Lap, P = Crossed Finish Line in Pit Lane, D = Time Disallowed

P6 24		Ryan FROST			Honda - Fibre Tec Honda				
IDEAL LAP TIME : 1:49.961		BEST LAP TIME : 1:50.231			DIFFERENCE : 0.270				
LAP	SECTOR 1	SECTOR 2	SECTOR 3	SPEED TRAP	LAP TIME	MPH	DIFF	TIME OF DAY	
1-		39.157	41.168	102.9	1:57.764	74.16	7.533	11:02:08.868	
2-	30.207	39.298	41.108	<b>122.4</b>	1:50.613	78.96	0.382	11:03:59.481	
3-	30.413	39.106	40.927	121.8	1:50.446 (2)	79.08	0.215	11:05:49.927	
4-	<b>30.082</b>	38.987	41.536	121.2	1:50.605	78.96	0.374	11:07:40.532	
5-	30.239	39.092	41.237	121.2	1:50.568 (3)	78.99	0.337	11:09:31.100	
6-	30.402	39.176	41.238	118.8	1:50.816	78.81	0.585	11:11:21.916	
7-	30.285	39.420	41.025	118.8	1:50.730	78.87	0.499	11:13:12.646	
8-	30.352	<b>38.957</b>	<b>40.922</b>	119.4	<b>1:50.231 (1)</b>	<b>79.23</b>		<b>11:15:02.877</b>	

P7 48		Ollie WALKER			Honda - Fibre Tec Honda				
IDEAL LAP TIME : 1:49.784		BEST LAP TIME : 1:50.308			DIFFERENCE : 0.524				
LAP	SECTOR 1	SECTOR 2	SECTOR 3	SPEED TRAP	LAP TIME	MPH	DIFF	TIME OF DAY	
1-		39.347	41.108	103.8	1:58.458	73.73	8.150	11:02:09.562	
2-	<b>29.766</b>	39.263	41.279	<b>121.2</b>	<b>1:50.308 (1)</b>	<b>79.17</b>		<b>11:03:59.870</b>	
3-	30.120	39.211	41.171	118.2	1:50.502	79.04	0.194	11:05:50.372	
4-	30.018	<b>38.999</b>	41.513	118.8	1:50.530	79.02	0.222	11:07:40.902	
5-	30.093	39.039	41.288	117.1	1:50.420 (3)	79.09	0.112	11:09:31.322	
6-	30.251	39.297	41.177	118.8	1:50.725	78.88	0.417	11:11:22.047	
7-	30.275	39.089	<b>41.019</b>	119.4	1:50.383 (2)	79.12	0.075	11:13:12.430	
8-	30.164	39.034	41.277	116.6	1:50.475	79.05	0.167	11:15:02.905	

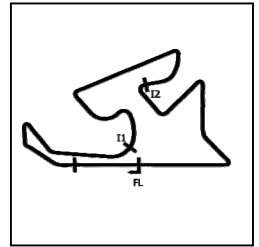
P8 66		Ronnie HARRIS			Honda - Kovara Projects / RS Racing				
IDEAL LAP TIME : 1:49.486		BEST LAP TIME : 1:49.894			DIFFERENCE : 0.408				
LAP	SECTOR 1	SECTOR 2	SECTOR 3	SPEED TRAP	LAP TIME	MPH	DIFF	TIME OF DAY	
1-		39.819	41.195	100.8	1:58.824	73.50	8.930	11:02:09.928	
2-	30.090	39.273	41.016	118.8	1:50.379 (3)	79.12	0.485	11:04:00.307	
3-	<b>29.932</b>	40.649	<b>40.789</b>	<b>121.2</b>	1:51.370	78.42	1.476	11:05:51.677	
4-	30.239	<b>38.765</b>	40.890	117.1	<b>1:49.894 (1)</b>	<b>79.47</b>		<b>11:07:41.571</b>	
5-	30.147	38.925	41.166	119.4	1:50.238 (2)	79.22	0.344	11:09:31.809	
6-	30.254	39.478	40.937	118.8	1:50.669	78.92	0.775	11:11:22.478	
7-	30.141	39.238	41.007	117.7	1:50.386	79.12	0.492	11:13:12.864	
8-	30.302	39.104	40.998	119.4	1:50.404	79.11	0.510	11:15:03.268	

P9 76		Charlie HUNTINGFORD			Honda - Mototechniks				
IDEAL LAP TIME : 1:50.038		BEST LAP TIME : 1:50.251			DIFFERENCE : 0.213				
LAP	SECTOR 1	SECTOR 2	SECTOR 3	SPEED TRAP	LAP TIME	MPH	DIFF	TIME OF DAY	
1-		39.329	41.323	97.6	1:58.244	73.86	7.993	11:02:09.348	
2-	30.363	39.289	41.171	116.0	1:50.823	78.81	0.572	11:04:00.171	
3-	30.332	39.170	<b>41.132</b>	117.7	1:50.634 (3)	78.94	0.383	11:05:50.805	
4-	<b>30.112</b>	<b>38.794</b>	41.345	117.7	<b>1:50.251 (1)</b>	<b>79.22</b>		<b>11:07:41.056</b>	
5-	30.383	38.907	41.249	<b>120.0</b>	1:50.539 (2)	79.01	0.288	11:09:31.595	
6-	30.218	39.453	41.199	117.7	1:50.870	78.77	0.619	11:11:22.465	
7-	30.448	39.283	41.220	115.5	1:50.951	78.72	0.700	11:13:13.416	
8-	30.634	39.074	41.413	118.2	1:51.121	78.60	0.870	11:15:04.537	

P10 64		Clayton EDMUNDS			Honda - Team City Lifting / RS Racing				
IDEAL LAP TIME : 1:50.510		BEST LAP TIME : 1:50.568			DIFFERENCE : 0.058				
LAP	SECTOR 1	SECTOR 2	SECTOR 3	SPEED TRAP	LAP TIME	MPH	DIFF	TIME OF DAY	
1-		40.063	41.732	100.8	2:00.510	72.47	9.942	11:02:11.614	
2-	30.364	39.722	41.192	<b>118.2</b>	1:51.278	78.48	0.710	11:04:02.892	
3-	30.506	39.310	41.389	114.9	1:51.205	78.54	0.637	11:05:54.097	
4-	30.318	39.336	41.566	117.7	1:51.220	78.53	0.652	11:07:45.317	
5-	<b>30.221</b>	39.360	41.225	117.7	1:50.806 (2)	78.82	0.238	11:09:36.123	
6-	30.429	39.214	41.335	116.0	1:50.978	78.70	0.410	11:11:27.101	
7-	30.368	39.281	<b>41.157</b>	116.6	1:50.806 (2)	78.82	0.238	11:13:17.907	
8-	30.251	<b>39.132</b>	41.185	116.0	<b>1:50.568 (1)</b>	<b>78.99</b>		<b>11:15:08.475</b>	



SECTOR 1 = FL to I1, SECTOR 2 = I1 to I2 SECTOR 3 = I2 to I3, SECTOR 4 = I3 to FL, DIFF = Difference To Personal Best Lap, P = Crossed Finish Line in Pit Lane, D = Time Disallowed

P11 16		Jack BURROWS			Honda - Burrows Engineering / RK Racing				
IDEAL LAP TIME : 1:50.887		BEST LAP TIME : 1:51.134		DIFFERENCE : 0.247					
LAP	SECTOR 1	SECTOR 2	SECTOR 3	SPEED TRAP	LAP TIME	MPH	DIFF	TIME OF DAY	
1-		39.679	41.781	102.9	1:59.939	72.82	8.805	11:02:11.043	
2-	30.561	39.495	41.572	114.9	1:51.628 (3)	78.24	0.494	11:04:02.671	
3-	30.516	39.847	<b>41.490</b>	115.5	1:51.853	78.08	0.719	11:05:54.524	
4-	30.406	<b>39.162</b>	41.566	<b>117.1</b>	<b>1:51.134 (1)</b>	<b>78.59</b>		<b>11:07:45.658</b>	
5-	<b>30.235</b>	39.369	41.598	<b>117.1</b>	1:51.202 (2)	78.54	0.068	11:09:36.860	
6-	30.506	39.479	41.653	116.0	1:51.638	78.23	0.504	11:11:28.498	
7-	30.599	39.635	41.671	115.5	1:51.905	78.04	0.771	11:13:20.403	
8-	30.667	40.075	42.036	115.5	1:52.778	77.44	1.644	11:15:13.181	

P12 61		Harrison MACKAY			Honda - Wilson Racing / HMR				
IDEAL LAP TIME : 1:51.127		BEST LAP TIME : 1:51.641		DIFFERENCE : 0.514					
LAP	SECTOR 1	SECTOR 2	SECTOR 3	SPEED TRAP	LAP TIME	MPH	DIFF	TIME OF DAY	
1-		40.382	41.701	102.1	2:01.425	71.93	9.784	11:02:12.529	
2-	30.849	40.014	41.625	118.2	1:52.488	77.64	0.847	11:04:05.017	
3-	30.989	39.606	<b>41.399</b>	<b>122.4</b>	1:51.994 (2)	77.98	0.353	11:05:57.011	
4-	30.654	39.676	41.738	118.8	1:52.068	77.93	0.427	11:07:49.079	
5-	<b>30.327</b>	39.695	42.023	117.7	1:52.045 (3)	77.95	0.404	11:09:41.124	
6-	30.633	39.851	42.147	117.1	1:52.631	77.54	0.990	11:11:33.755	
7-	30.757	39.941	41.675	116.6	1:52.373	77.72	0.732	11:13:26.128	
8-	30.788	<b>39.401</b>	41.452	115.5	<b>1:51.641 (1)</b>	<b>78.23</b>		<b>11:15:17.769</b>	

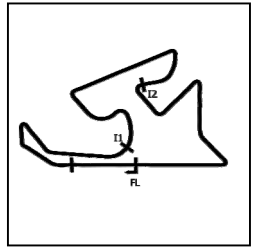
P13 42		Ben JOLLIFFE			Honda - Wilson Racing				
IDEAL LAP TIME : 1:51.558		BEST LAP TIME : 1:51.764		DIFFERENCE : 0.206					
LAP	SECTOR 1	SECTOR 2	SECTOR 3	SPEED TRAP	LAP TIME	MPH	DIFF	TIME OF DAY	
1-		40.275	41.728	101.2	2:00.992	72.18	9.228	11:02:12.096	
2-	30.792	40.045	41.744	117.7	1:52.581	77.58	0.817	11:04:04.677	
3-	<b>30.566</b>	39.696	41.502	116.0	<b>1:51.764 (1)</b>	<b>78.14</b>		<b>11:05:56.441</b>	
4-	30.754	39.862	<b>41.386</b>	<b>118.2</b>	1:52.002 (3)	77.98	0.238	11:07:48.443	
5-	30.719	39.764	41.776	112.8	1:52.259	77.80	0.495	11:09:40.702	
6-	30.918	40.643	41.916	116.6	1:53.477	76.96	1.713	11:11:34.179	
7-	30.772	40.182	41.542	116.6	1:52.496	77.63	0.732	11:13:26.675	
8-	30.845	<b>39.606</b>	41.444	<b>118.2</b>	1:51.895 (2)	78.05	0.131	11:15:18.570	

P14 65		Alexander ROWAN			Honda - Alexander Rowan Racing				
IDEAL LAP TIME : 1:51.878		BEST LAP TIME : 1:52.035		DIFFERENCE : 0.157					
LAP	SECTOR 1	SECTOR 2	SECTOR 3	SPEED TRAP	LAP TIME	MPH	DIFF	TIME OF DAY	
1-		39.769	41.992	104.7	1:59.935	72.82	7.900	11:02:11.039	
2-	30.768	39.632	41.862	114.9	1:52.262 (3)	77.80	0.227	11:04:03.301	
3-	30.661	39.685	<b>41.689</b>	117.1	<b>1:52.035 (1)</b>	<b>77.95</b>		<b>11:05:55.336</b>	
4-	30.787	<b>39.576</b>	41.849	114.4	1:52.212 (2)	77.83	0.177	11:07:47.548	
5-	30.809	39.646	42.923	114.4	1:53.378	77.03	1.343	11:09:40.926	
6-	<b>30.613</b>	39.727	41.931	<b>117.7</b>	1:52.271	77.79	0.236	11:11:33.197	
7-	31.016	39.787	41.856	112.3	1:52.659	77.52	0.624	11:13:25.856	
8-	31.125	39.832	41.991	111.3	1:52.948	77.32	0.913	11:15:18.804	

P15 67		George BOWES			Honda - Microlise Cresswell Racing				
IDEAL LAP TIME : 1:51.737		BEST LAP TIME : 1:52.000		DIFFERENCE : 0.263					
LAP	SECTOR 1	SECTOR 2	SECTOR 3	SPEED TRAP	LAP TIME	MPH	DIFF	TIME OF DAY	
1-		40.083	<b>41.648</b>	102.9	2:00.034	72.76	8.034	11:02:11.138	
2-	<b>30.585</b>	40.258	41.763	118.8	1:52.606	77.56	0.606	11:04:03.744	
3-	30.800	39.649	41.851	<b>120.0</b>	1:52.300 (3)	77.77	0.300	11:05:56.044	
4-	30.667	39.592	41.741	119.4	<b>1:52.000 (1)</b>	<b>77.98</b>		<b>11:07:48.044</b>	
5-	30.824	<b>39.504</b>	41.798	118.8	1:52.126 (2)	77.89	0.126	11:09:40.170	
6-	31.001	40.094	42.155	116.6	1:53.250	77.12	1.250	11:11:33.420	
7-	30.910	39.888	41.886	117.7	1:52.684	77.50	0.684	11:13:26.104	
8-	31.316	39.973	41.765	116.0	1:53.054	77.25	1.054	11:15:19.158	



SECTOR 1 = FL to I1, SECTOR 2 = I1 to I2, SECTOR 3 = I2 to I3, SECTOR 4 = I3 to FL, DIFF = Difference To Personal Best Lap, P = Crossed Finish Line in Pit Lane, D = Time Disallowed

P16 71		Daniel GOODMAN			Honda - Fibre Tec Honda				
IDEAL LAP TIME : 1:51.485		BEST LAP TIME : 1:51.870			DIFFERENCE : 0.385				
LAP	SECTOR 1	SECTOR 2	SECTOR 3	SPEED TRAP	LAP TIME	MPH	DIFF	TIME OF DAY	
1-		39.913	42.110	102.5	2:01.130	72.10	9.260	11:02:12.234	
2-	31.050	39.911	41.682	<b>120.0</b>	1:52.643	77.53	0.773	11:04:04.877	
3-	30.943	<b>39.552</b>	<b>41.375</b>	<b>120.0</b>	<b>1:51.870 (1)</b>	<b>78.07</b>		<b>11:05:56.747</b>	
4-	30.600	39.909	41.853	119.4	1:52.362	77.73	0.492	11:07:49.109	
5-	<b>30.558</b>	39.722	42.018	118.2	1:52.298 (3)	77.77	0.428	11:09:41.407	
6-	30.559	40.078	42.456	118.8	1:53.093	77.22	1.223	11:11:34.500	
7-	30.617	39.627	41.759	<b>120.0</b>	1:52.003 (2)	77.98	0.133	11:13:26.503	
8-	31.441	39.767	41.742	118.2	1:52.950	77.32	1.080	11:15:19.453	

P17 7		Harley McCABE			Honda - McCabe Racing by Motorbike Buyers				
IDEAL LAP TIME : 1:51.455		BEST LAP TIME : 1:51.641			DIFFERENCE : 0.186				
LAP	SECTOR 1	SECTOR 2	SECTOR 3	SPEED TRAP	LAP TIME	MPH	DIFF	TIME OF DAY	
1-		40.188	41.953	104.7	2:01.395	71.94	9.754	11:02:12.499	
2-	30.617	<b>39.398</b>	<b>41.626</b>	<b>119.4</b>	<b>1:51.641 (1)</b>	<b>78.23</b>		<b>11:04:04.140</b>	
3-	30.628	39.729	41.690	117.7	1:52.047 (2)	77.95	0.406	11:05:56.187	
4-	30.750	39.582	41.849	118.8	1:52.181	77.85	0.540	11:07:48.368	
5-	30.600	39.532	42.002	117.1	1:52.134 (3)	77.89	0.493	11:09:40.502	
6-	30.844	40.455	42.451	116.6	1:53.750	76.78	2.109	11:11:34.252	
7-	<b>30.431</b>	40.243	42.138	118.2	1:52.812	77.42	1.171	11:13:27.064	
8-	31.155	39.945	42.260	117.7	1:53.360	77.04	1.719	11:15:20.424	

P18 91		Joshua RAYMOND Jnr			Honda - Fibre Tec Honda				
IDEAL LAP TIME : 1:51.896		BEST LAP TIME : 1:52.069			DIFFERENCE : 0.173				
LAP	SECTOR 1	SECTOR 2	SECTOR 3	SPEED TRAP	LAP TIME	MPH	DIFF	TIME OF DAY	
1-		40.624	41.595	105.6	2:02.491	71.30	10.422	11:02:13.595	
2-	30.604	40.314	41.680	<b>122.4</b>	1:52.598	77.56	0.529	11:04:06.193	
3-	30.940	40.155	<b>41.509</b>	118.8	1:52.604	77.56	0.535	11:05:58.797	
4-	30.749	40.147	41.862	116.0	1:52.758	77.45	0.689	11:07:51.555	
5-	30.565	40.146	41.717	116.6	1:52.428	77.68	0.359	11:09:43.983	
6-	30.725	39.985	41.580	116.0	1:52.290 (3)	77.78	0.221	11:11:36.273	
7-	30.640	39.913	41.516	117.7	<b>1:52.069 (1)</b>	<b>77.93</b>		<b>11:13:28.342</b>	
8-	<b>30.557</b>	<b>39.830</b>	41.891	118.8	1:52.278 (2)	77.79	0.209	11:15:20.620	

P19 99		Peter WILLIS			Honda - Microlise Cresswell Racing				
IDEAL LAP TIME : 1:51.681		BEST LAP TIME : 1:51.932			DIFFERENCE : 0.251				
LAP	SECTOR 1	SECTOR 2	SECTOR 3	SPEED TRAP	LAP TIME	MPH	DIFF	TIME OF DAY	
1-		41.416	42.249	106.9	2:03.761	70.57	11.829	11:02:14.865	
2-	31.068	39.810	41.853	118.8	1:52.731	77.47	0.799	11:04:07.596	
3-	31.034	39.911	41.681	<b>120.0</b>	1:52.626	77.54	0.694	11:06:00.222	
4-	30.958	39.848	41.615	117.7	1:52.421	77.69	0.489	11:07:52.643	
5-	<b>30.811</b>	39.808	41.866	119.4	1:52.485	77.64	0.553	11:09:45.128	
6-	31.043	<b>39.603</b>	41.656	117.1	1:52.302 (2)	77.77	0.370	11:11:37.430	
7-	30.890	39.791	41.628	118.2	1:52.309 (3)	77.76	0.377	11:13:29.739	
8-	30.889	39.776	<b>41.267</b>	117.1	<b>1:51.932 (1)</b>	<b>78.03</b>		<b>11:15:21.671</b>	

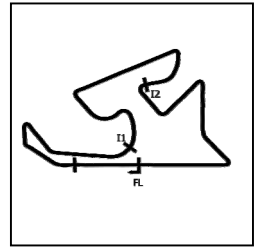
P20 19		Scott McPHEE			Honda - SMP Racing				
IDEAL LAP TIME : 1:51.213		BEST LAP TIME : 1:51.614			DIFFERENCE : 0.401				
LAP	SECTOR 1	SECTOR 2	SECTOR 3	SPEED TRAP	LAP TIME	MPH	DIFF	TIME OF DAY	
1-		41.480	42.838	106.9	2:05.183	69.77	13.569	11:02:16.287	
2-	30.438	40.186	42.323	<b>122.4</b>	1:52.947	77.32	1.333	11:04:09.234	
3-	30.492	39.946	41.969	117.1	1:52.407	77.70	0.793	11:06:01.641	
4-	30.495	<b>39.509</b>	41.955	120.0	1:51.959 (2)	78.01	0.345	11:07:53.600	
5-	<b>30.360</b>	39.817	42.175	117.7	1:52.352	77.73	0.738	11:09:45.952	
6-	30.672	39.878	41.820	118.2	1:52.370	77.72	0.756	11:11:38.322	
7-	30.508	39.759	41.793	117.7	1:52.060 (3)	77.94	0.446	11:13:30.382	
8-	30.442	39.828	<b>41.344</b>	118.8	<b>1:51.614 (1)</b>	<b>78.25</b>		<b>11:15:21.996</b>	

# MCRCB BULLETIN TK178

## 2024 Bennetts British Superbike Championship - Round 1

### 2024 R&G British Talent Cup

## RACE 2 - SECTOR ANALYSIS



SECTOR 1 = FL to I1, SECTOR 2 = I1 to I2 SECTOR 3 = I2 to I3, SECTOR 4 = I3 to FL, DIFF = Difference To Personal Best Lap, P = Crossed Finish Line in Pit Lane, D = Time Disallowed

P21 33		Eli BANISH		Honda - Fibre Tec Honda					
IDEAL LAP TIME : 1:52.333		BEST LAP TIME : 1:52.333		DIFFERENCE : 0.000					
LAP	SECTOR 1	SECTOR 2	SECTOR 3	SPEED TRAP	LAP TIME	MPH	DIFF	TIME OF DAY	
1-		40.506	41.984	104.2	2:02.017	71.58	9.684	11:02:13.121	
2-	30.912	39.962	41.966	<b>118.2</b>	1:52.840 (3)	77.40	0.507	11:04:05.961	
3-	30.982	40.077	41.842	116.6	1:52.901	77.36	0.568	11:05:58.862	
4-	31.176	40.218	42.033	117.1	1:53.427	77.00	1.094	11:07:52.289	
5-	30.815	40.482	41.948	116.6	1:53.245	77.12	0.912	11:09:45.534	
6-	30.877	40.555	41.740	116.6	1:53.172	77.17	0.839	11:11:38.706	
7-	30.814	40.117	41.714	117.1	1:52.645 (2)	77.53	0.312	11:13:31.351	
8-	<b>30.715</b>	<b>39.939</b>	<b>41.679</b>	117.7	<b>1:52.333 (1)</b>	<b>77.75</b>		<b>11:15:23.684</b>	

P22 14		Bill HARRIS		Honda - Team Harris Racing / RS Racing					
IDEAL LAP TIME : 1:52.283		BEST LAP TIME : 1:52.768		DIFFERENCE : 0.485					
LAP	SECTOR 1	SECTOR 2	SECTOR 3	SPEED TRAP	LAP TIME	MPH	DIFF	TIME OF DAY	
1-		41.425	42.402	103.8	2:04.303	70.26	11.535	11:02:15.407	
2-	30.975	40.180	42.116	<b>117.1</b>	1:53.271	77.10	0.503	11:04:08.678	
3-	30.883	40.536	41.634	116.0	1:53.053	77.25	0.285	11:06:01.731	
4-	31.089	<b>39.992</b>	41.687	116.6	<b>1:52.768 (1)</b>	<b>77.45</b>		<b>11:07:54.499</b>	
5-	<b>30.759</b>	40.276	41.733	116.6	<b>1:52.768 (1)</b>	<b>77.45</b>		<b>11:09:47.267</b>	
6-	31.018	40.223	<b>41.532</b>	116.6	1:52.773 (3)	77.44	0.005	11:11:40.040	
7-	30.952	40.248	41.894	116.0	1:53.094	77.22	0.326	11:13:33.134	
8-	31.140	40.420	42.933	114.9	1:54.493	76.28	1.725	11:15:27.627	

P23 11		Iwan JONES		Honda - Jones Brothers Racing					
IDEAL LAP TIME : 1:52.227		BEST LAP TIME : 1:52.528		DIFFERENCE : 0.301					
LAP	SECTOR 1	SECTOR 2	SECTOR 3	SPEED TRAP	LAP TIME	MPH	DIFF	TIME OF DAY	
1-		41.968	42.876	105.6	2:04.992	69.87	12.464	11:02:16.096	
2-	31.385	41.114	42.668	<b>118.8</b>	1:55.167	75.83	2.639	11:04:11.263	
3-	30.711	40.800	42.327	117.7	1:53.838	76.72	1.310	11:06:05.101	
4-	31.123	40.549	41.926	116.0	1:53.598	76.88	1.070	11:07:58.699	
5-	<b>30.594</b>	<b>39.845</b>	42.089	115.5	<b>1:52.528 (1)</b>	<b>77.61</b>		<b>11:09:51.227</b>	
6-	30.953	40.358	41.897	114.4	1:53.208 (3)	77.15	0.680	11:11:44.435	
7-	30.847	40.277	42.257	117.7	1:53.381	77.03	0.853	11:13:37.816	
8-	30.878	39.937	<b>41.788</b>	115.5	1:52.603 (2)	77.56	0.075	11:15:30.419	

P24 12		Tyler KING		Honda - Microlise Cresswell Racing					
IDEAL LAP TIME : 1:52.968		BEST LAP TIME : 1:53.265		DIFFERENCE : 0.297					
LAP	SECTOR 1	SECTOR 2	SECTOR 3	SPEED TRAP	LAP TIME	MPH	DIFF	TIME OF DAY	
1-		40.623	<b>42.303</b>	104.2	2:02.600	71.24	9.335	11:02:13.704	
2-	<b>30.924</b>	40.151	42.513	<b>118.8</b>	1:53.588 (2)	76.89	0.323	11:04:07.292	
3-	31.707	39.931	42.368	114.4	1:54.006	76.61	0.741	11:06:01.298	
4-	31.328	39.897	42.472	113.9	1:53.697	76.81	0.432	11:07:54.995	
5-	31.022	40.111	42.499	114.9	1:53.632 (3)	76.86	0.367	11:09:48.627	
6-	31.563	40.797	42.677	111.8	1:55.037	75.92	1.772	11:11:43.664	
7-	31.839	40.263	42.382	112.8	1:54.484	76.29	1.219	11:13:38.148	
8-	31.112	<b>39.741</b>	42.412	114.9	<b>1:53.265 (1)</b>	<b>77.11</b>		<b>11:15:31.413</b>	

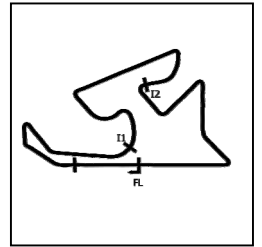
P25 90		Aeziah DIVINE		Honda - Microlise Cresswell Racing					
IDEAL LAP TIME : 1:52.945		BEST LAP TIME : 1:53.698		DIFFERENCE : 0.753					
LAP	SECTOR 1	SECTOR 2	SECTOR 3	SPEED TRAP	LAP TIME	MPH	DIFF	TIME OF DAY	
1-		41.652	43.418	101.2	2:04.952	69.89	11.254	11:02:16.056	
2-	31.206	40.542	42.593	<b>117.7</b>	1:54.341	76.38	0.643	11:04:10.397	
3-	31.214	40.596	42.251	116.0	1:54.061	76.57	0.363	11:06:04.458	
4-	31.417	40.685	<b>42.025</b>	112.8	1:54.127	76.52	0.429	11:07:58.585	
5-	31.536	<b>39.811</b>	42.351	114.9	<b>1:53.698 (1)</b>	<b>76.81</b>		<b>11:09:52.283</b>	
6-	31.454	40.156	42.323	114.4	1:53.933 (3)	76.66	0.235	11:11:46.216	
7-	31.519	40.405	42.196	113.3	1:54.120	76.53	0.422	11:13:40.336	
8-	<b>31.109</b>	40.398	42.383	113.9	1:53.890 (2)	76.68	0.192	11:15:34.226	



## 2024 Bennetts British Superbike Championship - Round 1

## 2024 R&amp;G British Talent Cup

## RACE 2 - SECTOR ANALYSIS



SECTOR 1 = FL to I1, SECTOR 2 = I1 to I2 SECTOR 3 = I2 to I3, SECTOR 4 = I3 to FL, DIFF = Difference To Personal Best Lap, P = Crossed Finish Line in Pit Lane, D = Time Disallowed

P26 28		Charlie BARNES		Honda - SENCAT Talent Team / Mortimer Racing				
IDEAL LAP TIME : 1:53.173		BEST LAP TIME : 1:53.543		DIFFERENCE : 0.370				
LAP	SECTOR 1	SECTOR 2	SECTOR 3	SPEED TRAP	LAP TIME	MPH	DIFF	TIME OF DAY
1-		42.084	42.973	103.3	2:05.754	69.45	12.211	11:02:16.858
2-	<b>30.948</b>	40.644	42.768	<b>117.1</b>	1:54.360	76.37	0.817	11:04:11.218
3-	31.130	40.309	42.351	114.9	1:53.790 <b>(3)</b>	76.75	0.247	11:06:05.008
4-	31.113	40.117	42.313	114.4	<b>1:53.543 (1)</b>	<b>76.92</b>		<b>11:07:58.551</b>
5-	31.203	<b>40.012</b>	42.532	116.6	1:53.747 <b>(2)</b>	76.78	0.204	11:09:52.298
6-	31.127	40.264	42.595	115.5	1:53.986	76.62	0.443	11:11:46.284
7-	31.108	40.503	<b>42.213</b>	116.6	1:53.824	76.73	0.281	11:13:40.108
8-	31.206	41.033	42.585	114.4	1:54.824	76.06	1.281	11:15:34.932

P27 13		Raheesh KHATRI		Honda - Wilson Racing				
IDEAL LAP TIME : 1:54.196		BEST LAP TIME : 1:54.747		DIFFERENCE : 0.551				
LAP	SECTOR 1	SECTOR 2	SECTOR 3	SPEED TRAP	LAP TIME	MPH	DIFF	TIME OF DAY
1-		41.449	43.014	105.1	2:06.103	69.26	11.356	11:02:17.207
2-	<b>31.099</b>	40.732	42.916	<b>118.2</b>	<b>1:54.747 (1)</b>	<b>76.11</b>		<b>11:04:11.954</b>
3-	31.710	<b>40.404</b>	<b>42.693</b>	114.9	1:54.807 <b>(2)</b>	76.07	0.060	11:06:06.761
4-	31.787	40.453	42.700	113.9	1:54.940 <b>(3)</b>	75.98	0.193	11:08:01.701
5-	31.681	40.735	42.827	112.8	1:55.243	75.78	0.496	11:09:56.944
6-	31.799	40.848	42.952	111.3	1:55.599	75.55	0.852	11:11:52.543
7-	31.612	41.147	43.435	111.3	1:56.194	75.16	1.447	11:13:48.737
8-	32.132	41.431	43.361	109.8	1:56.924	74.69	2.177	11:15:45.661

# MCRCB BULLETIN TK179

## 2024 Bennetts British Superbike Championship - Round 1

### 2024 R&G British Talent Cup

#### RACE 2 - BEST SECTORS

SECTOR 1			SECTOR 2			SECTOR 3			IDEAL / BEST COMPARISON						
POS	NO	NAME	TIME	NO	NAME	TIME	NO	NAME	TIME	POS	NO	NAME	IDEAL	BEST	DIFF
													<b>PERFECT LAP</b>	<b>1:48.786</b>	
1	48	WALKER	29.766	40	CORREA	38.451	88	FOSTER	40.569	1	75	SUROWIAK	1:49.157	1:49.157	0.000
2	29	BROWN	29.833	43	BRINTON	38.455	75	SUROWIAK	40.630	2	43	BRINTON	1:49.158	1:49.511	0.353
3	88	FOSTER	29.861	75	SUROWIAK	38.562	29	BROWN	40.659	3	29	BROWN	1:49.236	1:49.453	0.217
4	66	HARRIS	29.932	29	BROWN	38.744	43	BRINTON	40.723	4	40	CORREA	1:49.266	1:49.449	0.183
5	75	SUROWIAK	29.965	66	HARRIS	38.765	66	HARRIS	40.789	5	88	FOSTER	1:49.357	1:49.482	0.125
6	40	CORREA	29.967	76	HUNTINGFORD	38.794	40	CORREA	40.848	6	66	HARRIS	1:49.486	1:49.894	0.408
7	43	BRINTON	29.980	88	FOSTER	38.927	24	FROST	40.922	7	48	WALKER	1:49.784	1:50.308	0.524
8	24	FROST	30.082	24	FROST	38.957	48	WALKER	41.019	8	24	FROST	1:49.961	1:50.231	0.270
9	76	HUNTINGFORD	30.112	48	WALKER	38.999	76	HUNTINGFORD	41.132	9	76	HUNTINGFORD	1:50.038	1:50.251	0.213
10	64	EDMUNDS	30.221	64	EDMUNDS	39.132	64	EDMUNDS	41.157	10	64	EDMUNDS	1:50.510	1:50.568	0.058
11	16	BURROWS	30.235	16	BURROWS	39.162	99	WILLIS	41.267	11	16	BURROWS	1:50.887	1:51.134	0.247
12	61	MACKAY	30.327	7	McCABE	39.398	19	McPHEE	41.344	12	61	MACKAY	1:51.127	1:51.641	0.514
13	19	McPHEE	30.360	61	MACKAY	39.401	71	GOODMAN	41.375	13	19	McPHEE	1:51.213	1:51.614	0.401
14	7	McCABE	30.431	67	BOWES	39.504	42	JOLLIFFE	41.386	14	7	McCABE	1:51.455	1:51.641	0.186
15	91	RAYMOND Jnr	30.557	19	McPHEE	39.509	61	MACKAY	41.399	15	71	GOODMAN	1:51.485	1:51.870	0.385
16	71	GOODMAN	30.558	71	GOODMAN	39.552	16	BURROWS	41.490	16	42	JOLLIFFE	1:51.558	1:51.764	0.206
17	42	JOLLIFFE	30.566	65	ROWAN	39.576	91	RAYMOND Jnr	41.509	17	99	WILLIS	1:51.681	1:51.932	0.251
18	67	BOWES	30.585	99	WILLIS	39.603	14	HARRIS	41.532	18	67	BOWES	1:51.737	1:52.000	0.263
19	11	JONES	30.594	42	JOLLIFFE	39.606	7	McCABE	41.626	19	65	ROWAN	1:51.878	1:52.035	0.157
20	65	ROWAN	30.613	12	KING	39.741	67	BOWES	41.648	20	91	RAYMOND Jnr	1:51.896	1:52.069	0.173
21	33	BANISH	30.715	90	DIVINE	39.811	33	BANISH	41.679	21	11	JONES	1:52.227	1:52.528	0.301
22	14	HARRIS	30.759	91	RAYMOND Jnr	39.830	65	ROWAN	41.689	22	14	HARRIS	1:52.283	1:52.768	0.485
23	99	WILLIS	30.811	11	JONES	39.845	11	JONES	41.788	23	33	BANISH	1:52.333	1:52.333	0.000
24	12	KING	30.924	33	BANISH	39.939	90	DIVINE	42.025	24	90	DIVINE	1:52.945	1:53.698	0.753
25	28	BARNES	30.948	14	HARRIS	39.992	28	BARNES	42.213	25	12	KING	1:52.968	1:53.265	0.297
26	13	KHATRI	31.099	28	BARNES	40.012	12	KING	42.303	26	28	BARNES	1:53.173	1:53.543	0.370
27	90	DIVINE	31.109	13	KHATRI	40.404	13	KHATRI	42.693	27	13	KHATRI	1:54.196	1:54.747	0.551

# MCRCB BULLETIN TK180

## 2024 Bennetts British Superbike Championship - Round 1

### 2024 R&G British Talent Cup

#### RACE 2 - BEST SPEEDS

POS	NO	NAME	VMAX	MPH
1	88	FOSTER		123.0
2	24	FROST		122.4
3	61	MACKAY		122.4
4	91	RAYMOND Jnr		122.4
5	19	McPHEE		122.4
6	48	WALKER		121.2
7	66	HARRIS		121.2
8	40	CORREA		120.0
9	76	HUNTINGFORD		120.0
10	67	BOWES		120.0
11	71	GOODMAN		120.0
12	99	WILLIS		120.0
13	43	BRINTON		119.4
14	7	McCABE		119.4
15	75	SUROWIAK		118.8
16	29	BROWN		118.8
17	11	JONES		118.8
18	12	KING		118.8
19	64	EDMUNDS		118.2
20	42	JOLLIFFE		118.2
21	33	BANISH		118.2
22	13	KHATRI		118.2
23	65	ROWAN		117.7
24	90	DIVINE		117.7
25	16	BURROWS		117.1
26	14	HARRIS		117.1
27	28	BARNES		117.1

# MCRCB BULLETIN TK181

## 2024 Bennetts British Superbike Championship - Round 1

### 2024 R&G British Talent Cup

#### RACE 2 - FASTEST LAP CLASSIFICATION

POS	RACE POS	NO	NAME	NAT	ENTRY	BEST	ON
1	1	75	Filip SUROWIAK	GBR	Honda - Team City Lifting / RS Racing	1:49.157	8
2	2	40	Julian CORREA	USA	Honda - Microlise Cresswell Racing	1:49.449	7
3	4	29	Lucas BROWN	GBR	Honda - SENCAT Talent Team / Mortimer Racing	1:49.453	8
4	5	88	Mason FOSTER	GBR	Honda - BRP Racing	1:49.482	8
5	3	43	Amanuel BRINTON	GBR	Honda - Kovara Projects / RS Racing	1:49.511	7
6	8	66	Ronnie HARRIS	GBR	Honda - Kovara Projects / RS Racing	1:49.894	4
7	6	24	Ryan FROST	GBR	Honda - Fibre Tec Honda	1:50.231	8
8	9	76	Charlie HUNTINGFORD	GBR	Honda - Mototechniks	1:50.251	4
9	7	48	Ollie WALKER	GBR	Honda - Fibre Tec Honda	1:50.308	2
10	10	64	Clayton EDMUNDS	GBR	Honda - Team City Lifting / RS Racing	1:50.568	8
11	11	16	Jack BURROWS	GBR	Honda - Burrows Engineering / RK Racing	1:51.134	4
12	20	19	Scott McPHEE	GBR	Honda - SMP Racing	1:51.614	8
13	17	7	Harley McCABE	GBR	Honda - McCabe Racing by Motorbike Buyers	1:51.641	2
14	12	61	Harrison MACKAY	GBR	Honda - Wilson Racing / HMR	1:51.641	8
15	13	42	Ben JOLLIFFE	GBR	Honda - Wilson Racing	1:51.764	3
16	16	71	Daniel GOODMAN	GBR	Honda - Fibre Tec Honda	1:51.870	3
17	19	99	Peter WILLIS	GBR	Honda - Microlise Cresswell Racing	1:51.932	8
18	15	67	George BOWES	GBR	Honda - Microlise Cresswell Racing	1:52.000	4
19	14	65	Alexander ROWAN	GBR	Honda - Alexander Rowan Racing	1:52.035	3
20	18	91	Joshua RAYMOND Jnr	USA	Honda - Fibre Tec Honda	1:52.069	7
21	21	33	Eli BANISH	USA	Honda - Fibre Tec Honda	1:52.333	8
22	23	11	Iwan JONES	GBR	Honda - Jones Brothers Racing	1:52.528	5
23	22	14	Bill HARRIS	GBR	Honda - Team Harris Racing / RS Racing	1:52.768	4
24	24	12	Tyler KING	NZL	Honda - Microlise Cresswell Racing	1:53.265	8
25	26	28	Charlie BARNES	GBR	Honda - SENCAT Talent Team / Mortimer Racing	1:53.543	4
26	25	90	Aeziah DIVINE	BMU	Honda - Microlise Cresswell Racing	1:53.698	5
27	27	13	Raheesh KHATRI	IND	Honda - Wilson Racing	1:54.747	2

# MCRCB BULLETIN TK182

## 2024 Bennetts British Superbike Championship - Round 1

### 2024 R&G British Talent Cup

#### RACE 2 - STATISTICS

Competitors Started	27
Planned Start	2024-04-21 @ 10:36:00.000
Actual Start	2024-04-21 @ 11:00:11.104
Finish Time	2024-04-21 @ 11:14:56.948
Track Length	2.4261mi.
Total Laps	216
Total Distance Covered	524.0470mi.

#### Session Fastest Lap History

NO	NAME	LAP TIME	TIME OF DAY	LAP	VEHICLE
43	Amanuel BRINTON	1:49.867	11:03:57.952	2	Honda
75	Filip SUROWIAK	1:49.821	11:07:38.395	4	Honda
75	Filip SUROWIAK	1:49.517	11:09:27.912	5	Honda
40	Julian CORREA	1:49.449	11:13:07.440	7	Honda
75	Filip SUROWIAK	1:49.157	11:14:56.949	8	Honda

#### Session Leader History

NO	NAME	FROM LAP	LAPS LED	DISTANCE	VEHICLE
75	Filip SUROWIAK	1	1	2.42 miles	Honda
43	Amanuel BRINTON	2	1	2.42 miles	Honda
40	Julian CORREA	3	2	4.85 miles	Honda
75	Filip SUROWIAK	5	2	4.85 miles	Honda
40	Julian CORREA	7	1	2.42 miles	Honda
75	Filip SUROWIAK	8	1	2.42 miles	Honda

#### Flag History

TYPE	TIME OF DAY
GREEN	11:00:11.104
FINISH	11:14:56.948

#### Flag Statistics

TYPE	COUNT	TOTAL LAPS	TOTAL TIME
Green	1	8	17:11.382
Red	0	0	0.000
Safety Car	0	0	0.000
FCY	0	0	0.000

# MCRCB BULLETIN TK183

## 2024 Bennetts British Superbike Championship - Round 1

### 2024 R&G British Talent Cup

#### RACE 2 - SESSION NOTES

TIME	MESSAGE
10:53:04	PITLANE OPEN
10:54:19	PITLANE CLOSED
10:56:51	30 SECONDS TO WARM UP LAP
10:57:05	GREEN FLAG - WARM UP LAP
10:57:31	
10:59:17	RACE START
11:00:47	NO JUMP STARTS
11:09:35	TWO THIRDS DISTANCE COMPLETED
11:13:43	SUPERSPORT/GP2: PITLANE OPENS AT 11:20
11:16:05	

# MCRCB BULLETIN TK184

## 2024 Bennetts British Superbike Championship - Round 1

### 2024 R&G British Talent Cup

#### RACE 2 - WEATHER CONDITIONS

