

MCRCB BULLETIN TK127

2024 Bennetts British Superbike Championship - Round 1

2024 R&G British Talent Cup



RACE 1 - CLASSIFICATION

Race Distance: 14 Laps / 33.96 miles

POS	NO	NAME	NAT	ENTRY	LAPS	TIME	GAP	DIFF	MPH	BEST	ON	GRD	↑↓
1	40	Julian CORREA	USA	Honda - Microlise Cresswell Racing	14	25:52.788			78.74	1:49.816	3	1	0
2	29	Lucas BROWN	GBR	Honda - SENCAT Talent Team / Mortimer Racing	14	25:52.834	0.046	0.046	78.74	1:49.914	11	2	0
3	24	Ryan FROST	GBR	Honda - Fibre Tec Honda	14	26:11.239	18.451	18.405	77.82	1:50.734	13	13	10
4	64	Clayton EDMUNDS	GBR	Honda - Team City Lifting / RS Racing	14	26:11.735	18.947	0.496	77.79	1:50.856	14	12	8
5	7	Harley McCABE	GBR	Honda - McCabe Racing by Motorbike Buyers	14	26:12.448	19.660	0.713	77.76	1:51.114	13	8	3
6	66	Ronnie HARRIS	GBR	Honda - Kovara Projects / RS Racing	14	26:13.513	20.725	1.065	77.70	1:51.273	12	7	1
7	99	Peter WILLIS	GBR	Honda - Microlise Cresswell Racing	14	26:24.010	31.222	10.497	77.19	1:51.414	9	29	22
8	71	Daniel GOODMAN	GBR	Honda - Fibre Tec Honda	14	26:37.568	44.780	13.558	76.53	1:52.227	10	10	2
9	42	Ben JOLLIFFE	GBR	Honda - Wilson Racing	14	26:37.640	44.852	0.072	76.53	1:52.390	6	14	5
10	67	George BOWES	GBR	Honda - Microlise Cresswell Racing	14	26:38.573	45.785	0.933	76.49	1:53.043	14	19	9
11	91	Joshua RAYMOND Jnr	USA	Honda - Fibre Tec Honda	14	26:38.891	46.103	0.318	76.47	1:52.608	14	11	0
12	61	Harrison MACKAY	GBR	Honda - Wilson Racing / HMR	14	26:38.933	46.145	0.042	76.47	1:52.565	11	28	16
13	65	Alexander ROWAN	GBR	Honda - Alexander Rowan Racing	14	26:39.604	46.816	0.671	76.44	1:52.995	9	20	7
14	19	Scott McPHEE	GBR	Honda - SMP Racing	14	26:39.907	47.119	0.303	76.42	1:52.756	12	17	3
15	33	Eli BANISH	USA	Honda - Fibre Tec Honda	14	26:50.735	57.947	10.828	75.91	1:53.444	12	27	12
16	72	Samuel MUNSON	GBR	Honda - Wilson Racing	14	26:51.083	58.295	0.348	75.89	1:53.460	14	22	6
17	14	Bill HARRIS	GBR	Honda - Team Harris Racing / RS Racing	14	26:55.901	1:03.113	4.818	75.67	1:53.817	9	23	6
18	11	Iwan JONES	GBR	Honda - Jones Brothers Racing	14	27:00.343	1:07.555	4.442	75.46	1:53.903	9	21	3
19	12	Tyler KING	NZL	Honda - Microlise Cresswell Racing	14	27:17.338	1:24.550	16.995	74.68	1:54.966	8	24	5
20	90	Aeziah DIVINE	BMU	Honda - Microlise Cresswell Racing	14	27:33.052	1:40.264	15.714	73.97	1:56.470	3	26	6

NOT CLASSIFIED

DNF	43	Amanuel BRINTON	GBR	Honda - Kovara Projects / RS Racing	9	16:42.052	5 Laps	5 Laps	78.44	1:49.581	3	3	
DNF	75	Filip SUROWIAK	GBR	Honda - Team City Lifting / RS Racing	9	16:42.143	5 Laps	0.091	78.43	1:50.081	3	6	
DNF	88	Mason FOSTER	GBR	Honda - BRP Racing	9	16:42.520	5 Laps	0.377	78.40	1:50.095	3	4	
DNF	13	Raheesh KHATRI	IND	Honda - Wilson Racing	9	17:45.331	5 Laps	1:02.811	73.78	1:56.229	2	25	
DNF	76	Charlie HUNTINGFORD	GBR	Honda - Mototechniks	6	11:20.538	8 Laps	3 Laps	77.00	1:51.580	4	5	
DNF	48	Ollie WALKER	GBR	Honda - Fibre Tec Honda	3	5:45.097	11 Laps	3 Laps	75.92	1:51.641	2	9	
DNF	28	Charlie BARNES	GBR	Honda - SENCAT Talent Team / Mortimer Racing	0							18	

NOT STARTED

NS	16	Jack BURROWS	GBR	Honda - Burrows Engineering / RK Racing								15	
NS	2	Josh BANNISTER	GBR	Honda - Fibre Tec Honda								16	

FASTEST LAP

43	Amanuel BRINTON	GBR	Honda - Kovara Projects / RS Racing	3	1:49.581			79.70 mph		128.27 kph			
----	-----------------	-----	-------------------------------------	---	----------	--	--	-----------	--	------------	--	--	--

Weather / Track : Bright / Dry

These results are provisional until the conclusion of any judicial and technical matters.

Date: 20/04/2024 Start: 17:47 Finish: 18:13

Circuito de Navarra: 2.4261 miles

Race Director: Stuart Higgs S. Higgs Digitally Approved at 18:34 Saturday, 20 April 2024	Stewards:	Timekeeper: Richard Evans R. EVANS Digitally Approved at 18:31 Saturday, 20 April 2024	
--	-----------	--	--

Results can be found at www.tsl-timing.com

Printed - 18:18 Saturday, 20 April 2024



MCRCB BULLETIN TK128

2024 Bennetts British Superbike Championship - Round 1

2024 R&G British Talent Cup

RACE 1 - LAP CHART

LAP 1 @ 17:49:55.057		
NO	BEHIND	LAP TIME

40		1:57.339
29	0.160	1:57.499
75	0.465	1:57.804
43	0.496	1:57.835
88	0.891	1:58.230
24	2.091	1:59.430
76	2.470	1:59.809
7	2.729	2:00.068
66	2.867	2:00.206
48	3.856	2:01.195
65	4.048	2:01.387
64	4.517	2:01.856
42	4.524	2:01.863
72	5.022	2:02.361
67	5.550	2:02.889
99	6.206	2:03.545
12	7.708	2:05.047
19	8.199	2:05.538
91	8.351	2:05.690
61	8.359	2:05.698
33	8.689	2:06.028
11	8.917	2:06.256
14	9.575	2:06.914
13	9.926	2:07.265
90	10.428	2:07.767
71	10.791	2:08.130

LAP 2 @ 17:51:45.801		
NO	BEHIND	LAP TIME

40		1:50.744
29	0.096	1:50.680
43	0.272	1:50.520
75	0.407	1:50.686
88	0.637	1:50.490
24	3.535	1:52.188
7	3.790	1:51.805
66	4.181	1:52.058
76	4.226	1:52.500
48	4.753	1:51.641
64	5.780	1:52.007
65	7.503	1:54.199
42	7.623	1:53.843
67	7.872	1:53.066
99	8.491	1:53.029
72	8.874	1:54.596
61	13.036	1:55.421
19	13.143	1:55.688
12	13.208	1:56.244
91	13.612	1:56.005
33	13.670	1:55.725
11	13.776	1:55.603
71	13.875	1:53.828
14	14.122	1:55.291
13	15.411	1:56.229
90	16.398	1:56.714

LAP 3 @ 17:53:35.617		
NO	BEHIND	LAP TIME

40		1:49.816
43	0.037	1:49.581
29	0.506	1:50.226
75	0.672	1:50.081

88	0.916	1:50.095
24	6.158	1:52.439
7	6.426	1:52.452
66	6.866	1:52.501
76	6.932	1:52.522
48	7.198	1:52.261
64	7.672	1:51.708
65	11.716	1:54.029
42	11.826	1:54.019
67	11.876	1:53.820
99	12.231	1:53.556
72	13.870	1:54.812
61	16.843	1:53.623
19	17.155	1:53.828
91	17.574	1:53.778
12	19.212	1:55.820
71	19.399	1:55.340
33	19.443	1:55.589
11	19.735	1:55.775
14	19.808	1:55.502
90	23.052	1:56.470
13	23.869	1:58.274

LAP 4 @ 17:55:26.130		
NO	BEHIND	LAP TIME

40		1:50.513
43	0.117	1:50.593
29	0.273	1:50.280
75	0.409	1:50.250
88	0.835	1:50.432
24	7.429	1:51.784
76	7.999	1:51.580
7	8.117	1:52.204
66	8.606	1:52.253
64	9.996	1:52.837
67	14.497	1:53.134
99	15.428	1:53.710
65	15.479	1:54.276
42	15.828	1:54.515
72	18.998	1:55.641
61	19.717	1:53.387
19	20.155	1:53.513
91	20.258	1:53.197
71	21.308	1:52.422
12	24.355	1:55.656
33	24.387	1:55.457
14	25.001	1:55.706
11	25.608	1:56.386
90	29.499	1:56.960
13	30.265	1:56.909

LAP 5 @ 17:57:16.777		
NO	BEHIND	LAP TIME

40		1:50.647
43	0.078	1:50.608
29	0.261	1:50.635
75	0.431	1:50.669
88	0.770	1:50.582
24	8.936	1:52.154
7	9.076	1:51.606
76	9.384	1:52.032
66	9.524	1:51.565
64	11.303	1:51.954
99	17.330	1:52.549
67	17.498	1:53.648

65	18.288	1:53.456
42	18.425	1:53.244
61	22.370	1:53.300
19	22.817	1:53.309
91	22.957	1:53.346
72	22.985	1:54.634
71	23.590	1:52.929
33	27.867	1:54.127
14	29.618	1:55.264
12	29.662	1:55.954
11	30.153	1:55.192
90	36.475	1:57.623
13	36.854	1:57.236

LAP 6 @ 17:59:07.068		
NO	BEHIND	LAP TIME

40		1:50.291
43	0.063	1:50.276
29	0.260	1:50.290
75	0.377	1:50.237
88	0.804	1:50.325
24	10.462	1:51.817
7	10.617	1:51.832
66	10.903	1:51.670
76	11.188	1:52.095
64	12.239	1:51.227
99	19.503	1:52.464
67	20.345	1:53.138
42	20.524	1:52.390
65	21.655	1:53.658
91	25.426	1:52.760
61	25.447	1:53.368
19	26.358	1:53.832
71	26.404	1:53.105
72	27.190	1:54.496
33	31.399	1:53.823
14	33.180	1:53.853
12	34.655	1:55.284
11	34.799	1:54.937
90	44.008	1:57.824
13	44.485	1:57.922

LAP 7 @ 18:00:58.131		
NO	BEHIND	LAP TIME

43		1:51.000
29	0.097	1:50.900
40	0.224	1:51.287
75	0.522	1:51.208
88	0.762	1:51.021
7	11.055	1:51.501
24	11.121	1:51.722
66	11.873	1:52.033
64	12.552	1:51.376
99	20.774	1:52.334
67	22.493	1:53.211
42	22.881	1:53.420
65	24.168	1:53.576
91	27.311	1:52.948
61	27.865	1:53.481
71	27.923	1:52.582
19	28.696	1:53.401
72	31.530	1:55.403
33	34.335	1:53.999
14	36.667	1:54.550
11	38.321	1:54.585

12	39.551	1:55.959
90	50.354	1:57.409
13	50.470	1:57.048

LAP 8 @ 18:02:49.045		
NO	BEHIND	LAP TIME

40		1:50.690
75	0.017	1:50.409
43	0.384	1:51.298
88	0.608	1:50.760
29	0.926	1:51.743
7	11.703	1:51.562
24	11.865	1:51.658
66	12.269	1:51.310
64	12.711	1:51.073
99	21.829	1:51.969
67	24.906	1:53.327
42	25.038	1:53.071
65	26.974	1:53.720
91	29.465	1:53.068
71	29.798	1:52.789
61	30.271	1:53.320
19	30.873	1:53.091
72	36.155	1:55.539
33	37.162	1:53.741
14	39.987	1:54.234
11	41.561	1:54.154
12	43.603	1:54.966
90	56.512	1:57.072
13	57.210	1:57.654

LAP 9 @ 18:04:39.497		
NO	BEHIND	LAP TIME

40		1:50.452
43	0.273	1:50.341
75	0.364	1:50.799
29	0.649	1:50.175
88	0.741	1:50.585
24	13.082	1:51.669
7	13.563	1:52.312
64	13.706	1:51.447
66	14.589	1:52.772
99	22.791	1:51.414
42	27.868	1:53.282
67	28.481	1:54.027
65	29.517	1:52.995
71	31.882	1:52.536
91	32.075	1:53.062
61	32.537	1:52.718
19	33.265	1:52.844
33	40.773	1:54.063
72	41.173	1:55.470
14	43.352	1:53.817
11	45.012	1:53.903
12	48.854	1:55.703
90	1:03.174	1:57.114
13	1:03.552	1:56.794

LAP 10 @ 18:06:29.595		
NO	BEHIND	LAP TIME

40		1:50.098
29	0.770	1:50.219
24	14.868	1:51.884
64	15.241	1:51.633

7	15.714	1:52.249
66	16.023	1:51.532
99	24.258	1:51.565
42	31.678	1:53.908
67	32.301	1:53.918
65	32.887	1:53.468
71	34.011	1:52.227
61	35.375	1:52.936
91	35.409	1:53.432
19	35.951	1:52.784
33	44.409	1:53.734
72	44.743	1:53.668
14	47.227	1:53.973
11	48.889	1:53.975
12	55.638	1:56.882
90	1:12.124	1:59.048

LAP 11 @ 18:08:20.114		
NO	BEHIND	LAP TIME

40		1:50.519
29	0.165	1:49.914
24	15.913	1:51.564
64	16.038	1:51.316
7	16.644	1:51.449
66	16.934	1:51.430
99	25.465	1:51.726
42	35.239	1:54.080
67	35.674	1:53.892
65	36.075	1:53.707
71	36.278	1:52.786
61	37.421	1:52.565
91	38.093	1:53.203
19	38.921	1:53.489
33	47.417	1:53.527
72	47.698	1:53.474
14	50.637	1:53.929
11	53.630	1:55.260
12	1:01.585	1:56.466
90	1:19.395	1:57.790

LAP 12 @ 18:10:09.959		
NO	BEHIND	LAP TIME

40		1:49.845
29	0.381	1:50.061
64	17.326	1:51.133
24	17.409	1:51.341
7	17.924	1:51.125
66	18.362	1:51.273
99	27.616	1:51.996
42	38.849	1:53.455
67	39.380	1:53.551
71	40.022	1:53.589
65	40.122	1:53.892
61	40.239	1:52.663
91	40.876	1:52.628
19	41.832	1:52.756
33	51.016	1:53.444
72	51.639	1:53.786
14	54.755	1:53.963
11	58.470	1:54.685
12	1:08.589	1:56.849
90	1:26.621	1:57.071

MCRCB BULLETIN TK128

2024 Bennetts British Superbike Championship - Round 1

2024 R&G British Talent Cup

RACE 1 - LAP CHART

LAP 13 @ 18:12:00.222

NO	BEHIND	LAP TIME
40		1:50.263
29	0.081	1:49.963
24	17.880	1:50.734
64	18.375	1:51.312
7	18.775	1:51.114
66	19.472	1:51.373
99	29.375	1:52.022
42	42.296	1:53.710
71	42.434	1:52.675
67	43.026	1:53.909
61	43.416	1:53.440
91	43.779	1:53.166
65	43.810	1:53.951
19	44.501	1:52.932
33	54.644	1:53.891
72	55.119	1:53.743
14	58.355	1:53.863
11	1:02.735	1:54.528
12	1:16.118	1:57.792
90	1:33.019	1:56.661

LAP 14 @ 18:13:50.506

NO	BEHIND	LAP TIME
40		1:50.284
29	0.046	1:50.249
24	18.451	1:50.855
64	18.947	1:50.856
7	19.660	1:51.169
66	20.725	1:51.537
99	31.222	1:52.131
71	44.780	1:52.630
42	44.852	1:52.840
67	45.785	1:53.043
91	46.103	1:52.608
61	46.145	1:53.013
65	46.816	1:53.290
19	47.119	1:52.902
33	57.947	1:53.587
72	58.295	1:53.460
14	1:03.113	1:55.042
11	1:07.555	1:55.104
12	1:24.550	1:58.716
90	1:40.264	1:57.529

MCRCB BULLETIN TK129

2024 Bennetts British Superbike Championship - Round 1

2024 R&G British Talent Cup

RACE 1 - POSITION CHART

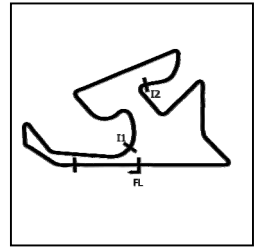
No	Name	Lap														
		Pos	1	2	3	4	5	6	7	8	9	10	11	12	13	14
40	CORREA	1	40	40	40	40	40	40	43	40	40	40	40	40	40	40
29	BROWN	2	29	29	43	43	43	43	29	75	43	29	29	29	29	29
43	BRINTON	3	75	43	29	29	29	29	40	43	75	24	24	64	24	24
88	FOSTER	4	43	75	75	75	75	75	75	88	29	64	64	24	64	64
76	HUNTINGFORD	5	88	88	88	88	88	88	88	29	88	7	7	7	7	7
75	SUROWIAK	6	24	24	24	24	24	24	7	7	24	66	66	66	66	66
66	HARRIS	7	76	7	7	76	7	7	24	24	7	99	99	99	99	99
7	McCABE	8	7	66	66	7	76	66	66	66	64	42	42	42	42	71
48	WALKER	9	66	76	76	66	66	76	64	64	66	67	67	67	71	42
71	GOODMAN	10	48	48	48	64	64	64	99	99	99	65	65	71	67	67
91	RAYMOND Jnr	11	65	64	64	67	99	99	67	67	42	71	71	65	61	91
64	EDMUNDS	12	64	65	65	99	67	67	42	42	67	61	61	61	91	61
24	FROST	13	42	42	42	65	65	42	65	65	65	91	91	91	65	65
42	JOLLIFFE	14	72	67	67	42	42	65	91	91	71	19	19	19	19	19
16	BURROWS	15	67	99	99	72	61	91	61	71	91	33	33	33	33	33
2	BANNISTER	16	99	72	72	61	19	61	71	61	61	72	72	72	72	72
19	McPHEE	17	12	61	61	19	91	19	19	19	19	14	14	14	14	14
28	BARNES	18	19	19	19	91	72	71	72	72	33	11	11	11	11	11
67	BOWES	19	91	12	91	71	71	72	33	33	72	12	12	12	12	12
65	ROWAN	20	61	91	12	12	33	33	14	14	14	90	90	90	90	90
11	JONES	21	33	33	71	33	14	14	11	11	11					
72	MUNSON	22	11	11	33	14	12	12	12	12	12					
14	HARRIS	23	14	71	11	11	11	11	90	90	90					
12	KING	24	13	14	14	90	90	90	13	13	13					
13	KHATRI	25	90	13	90	13	13	13								
90	DIVINE	26	71	90	13											
33	BANISH	27														
61	MACKAY	28														
99	WILLIS	29														

MCRCB BULLETIN TK130

2024 Bennetts British Superbike Championship - Round 1

2024 R&G British Talent Cup

RACE 1 - SECTOR ANALYSIS



SECTOR 1 = FL to I1, SECTOR 2 = I1 to I2 SECTOR 3 = I2 to I3, SECTOR 4 = I3 to FL, DIFF = Difference To Personal Best Lap, P = Crossed Finish Line in Pit Lane, D = Time Disallowed

P1 40		Julian CORREA			Honda - Microlise Cresswell Racing				
IDEAL LAP TIME : 1:49.739		BEST LAP TIME : 1:49.816			DIFFERENCE : 0.077				
LAP	SECTOR 1	SECTOR 2	SECTOR 3	SPEED TRAP	LAP TIME	MPH	DIFF	TIME OF DAY	
1-		39.541	41.417		1:57.339	74.43	7.523	17:49:55.057	
2-	30.244	39.169	41.331	115.5	1:50.744	78.86	0.928	17:51:45.801	
3-	30.139	38.710	40.967	114.9	1:49.816 (1)	79.53		17:53:35.617	
4-	30.558	38.900	41.055	114.9	1:50.513	79.03	0.697	17:55:26.130	
5-	30.685	38.900	41.062	115.5	1:50.647	78.93	0.831	17:57:16.777	
6-	30.310	38.846	41.135	113.3	1:50.291	79.19	0.475	17:59:07.068	
7-	30.414	39.600	41.273	114.4	1:51.287	78.48	1.471	18:00:58.355	
8-	30.538	38.919	41.233	114.9	1:50.690	78.90	0.874	18:02:49.045	
9-	30.498	38.805	41.149	113.9	1:50.452	79.07	0.636	18:04:39.497	
10-	30.355	38.761	40.982	113.9	1:50.098 (3)	79.33	0.282	18:06:29.595	
11-	30.365	39.007	41.147	114.4	1:50.519	79.02	0.703	18:08:20.114	
12-	30.240	38.715	40.890	114.9	1:49.845 (2)	79.51	0.029	18:10:09.959	
13-	30.281	38.872	41.110	114.4	1:50.263	79.21	0.447	18:12:00.222	
14-	30.234	38.759	41.291	114.9	1:50.284	79.19	0.468	18:13:50.506	

P2 29		Lucas BROWN			Honda - SENCAT Talent Team / Mortimer Racing				
IDEAL LAP TIME : 1:49.667		BEST LAP TIME : 1:49.914			DIFFERENCE : 0.247				
LAP	SECTOR 1	SECTOR 2	SECTOR 3	SPEED TRAP	LAP TIME	MPH	DIFF	TIME OF DAY	
1-		39.651	41.388		1:57.499	74.33	7.585	17:49:55.217	
2-	30.255	39.157	41.268	117.1	1:50.680	78.91	0.766	17:51:45.897	
3-	30.220	39.112	40.894	116.6	1:50.226	79.23	0.312	17:53:36.123	
4-	30.500	38.839	40.941	115.5	1:50.280	79.19	0.366	17:55:26.403	
5-	30.519	39.234	40.882	117.1	1:50.635	78.94	0.721	17:57:17.038	
6-	30.429	38.832	41.029	116.0	1:50.290	79.19	0.376	17:59:07.328	
7-	30.503	39.064	41.333	116.6	1:50.900	78.75	0.986	18:00:58.228	
8-	31.176	38.863	41.704	109.8	1:51.743	78.16	1.829	18:02:49.971	
9-	30.070	38.913	41.192	117.1	1:50.175	79.27	0.261	18:04:40.146	
10-	30.309	38.827	41.083	115.5	1:50.219	79.24	0.305	18:06:30.365	
11-	30.199	38.742	40.973	112.8	1:49.914 (1)	79.46		18:08:20.279	
12-	30.267	38.859	40.935	116.0	1:50.061 (3)	79.35	0.147	18:10:10.340	
13-	30.259	38.715	40.989	113.3	1:49.963 (2)	79.42	0.049	18:12:00.303	
14-	30.274	38.839	41.136	113.9	1:50.249	79.22	0.335	18:13:50.552	

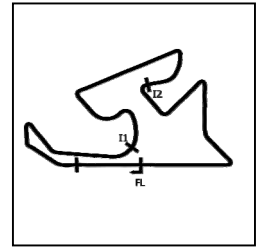
P3 24		Ryan FROST			Honda - Fibre Tec Honda				
IDEAL LAP TIME : 1:50.707		BEST LAP TIME : 1:50.734			DIFFERENCE : 0.027				
LAP	SECTOR 1	SECTOR 2	SECTOR 3	SPEED TRAP	LAP TIME	MPH	DIFF	TIME OF DAY	
1-		40.096	41.872		1:59.430	73.13	8.696	17:49:57.148	
2-	30.609	39.834	41.745	118.8	1:52.188	77.85	1.454	17:51:49.336	
3-	30.928	39.730	41.781	117.7	1:52.439	77.67	1.705	17:53:41.775	
4-	30.695	39.646	41.443	115.5	1:51.784	78.13	1.050	17:55:33.559	
5-	30.632	39.730	41.792	116.6	1:52.154	77.87	1.420	17:57:25.713	
6-	30.656	39.576	41.585	116.0	1:51.817	78.11	1.083	17:59:17.530	
7-	30.693	39.710	41.319	115.5	1:51.722	78.17	0.988	18:01:09.252	
8-	30.502	39.827	41.329	117.1	1:51.658	78.22	0.924	18:03:00.910	
9-	30.710	39.477	41.482	116.6	1:51.669	78.21	0.935	18:04:52.579	
10-	30.753	39.724	41.407	116.0	1:51.884	78.06	1.150	18:06:44.463	
11-	30.673	39.455	41.436	116.0	1:51.564	78.28	0.830	18:08:36.027	
12-	30.545	39.667	41.129	116.6	1:51.341 (3)	78.44	0.607	18:10:27.368	
13-	30.452	39.126	41.156	116.0	1:50.734 (1)	78.87		18:12:18.102	
14-	30.514	39.145	41.196	114.9	1:50.855 (2)	78.78	0.121	18:14:08.957	

MCRCB BULLETIN TK130

2024 Bennetts British Superbike Championship - Round 1

2024 R&G British Talent Cup

RACE 1 - SECTOR ANALYSIS



SECTOR 1 = FL to I1, SECTOR 2 = I1 to I2 SECTOR 3 = I2 to I3, SECTOR 4 = I3 to FL, DIFF = Difference To Personal Best Lap, P = Crossed Finish Line in Pit Lane, D = Time Disallowed

P4 64 Clayton EDMUNDS		Honda - Team City Lifting / RS Racing						
IDEAL LAP TIME : 1:50.764		BEST LAP TIME : 1:50.856		DIFFERENCE : 0.092				
LAP	SECTOR 1	SECTOR 2	SECTOR 3	SPEED TRAP	LAP TIME	MPH	DIFF	TIME OF DAY
1-		40.591	42.247		2:01.856	71.67	11.000	17:49:59.574
2-	30.486	40.029	41.492	118.8	1:52.007	77.97	1.151	17:51:51.581
3-	30.611	39.580	41.517	115.5	1:51.708	78.18	0.852	17:53:43.289
4-	30.698	40.731	41.408	118.2	1:52.837	77.40	1.981	17:55:36.126
5-	30.773	39.723	41.458	114.9	1:51.954	78.01	1.098	17:57:28.080
6-	30.594	39.265	41.368	114.4	1:51.227	78.52	0.371	17:59:19.307
7-	30.635	39.300	41.441	114.9	1:51.376	78.42	0.520	18:01:10.683
8-	30.454	39.430	41.189	114.9	1:51.073 (2)	78.63	0.217	18:03:01.756
9-	30.591	39.532	41.324	113.3	1:51.447	78.37	0.591	18:04:53.203
10-	30.441	39.932	41.260	116.0	1:51.633	78.23	0.777	18:06:44.836
11-	30.505	39.650	41.161	113.9	1:51.316	78.46	0.460	18:08:36.152
12-	30.522	39.317	41.294	115.5	1:51.133 (3)	78.59	0.277	18:10:27.285
13-	30.617	39.507	41.188	111.8	1:51.312	78.46	0.456	18:12:18.597
14-	30.420	39.183	41.253	112.8	1:50.856 (1)	78.78		18:14:09.453

P5 7 Harley McCABE		Honda - McCabe Racing by Motorbike Buyers						
IDEAL LAP TIME : 1:50.849		BEST LAP TIME : 1:51.114		DIFFERENCE : 0.265				
LAP	SECTOR 1	SECTOR 2	SECTOR 3	SPEED TRAP	LAP TIME	MPH	DIFF	TIME OF DAY
1-		40.133	41.703		2:00.068	72.74	8.954	17:49:57.786
2-	30.375	39.634	41.796	120.0	1:51.805	78.11	0.691	17:51:49.591
3-	30.769	39.799	41.884	116.0	1:52.452	77.66	1.338	17:53:42.043
4-	30.557	39.704	41.943	113.9	1:52.204	77.84	1.090	17:55:34.247
5-	30.308	39.570	41.728	116.0	1:51.606	78.25	0.492	17:57:25.853
6-	30.632	39.681	41.519	117.1	1:51.832	78.10	0.718	17:59:17.685
7-	30.665	39.313	41.523	116.0	1:51.501	78.33	0.387	18:01:09.186
8-	30.725	39.371	41.466	113.9	1:51.562	78.28	0.448	18:03:00.748
9-	31.004	39.749	41.559	112.3	1:52.312	77.76	1.198	18:04:53.060
10-	30.858	39.930	41.461	113.3	1:52.249	77.81	1.135	18:06:45.309
11-	30.448	39.538	41.463	116.0	1:51.449	78.36	0.335	18:08:36.758
12-	30.459	39.207	41.459	115.5	1:51.125 (2)	78.59	0.011	18:10:27.883
13-	30.388	39.392	41.334	116.0	1:51.114 (1)	78.60		18:12:18.997
14-	30.393	39.326	41.450	113.9	1:51.169 (3)	78.56	0.055	18:14:10.166

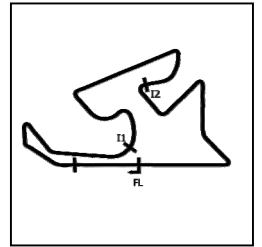
P6 66 Ronnie HARRIS		Honda - Kovara Projects / RS Racing						
IDEAL LAP TIME : 1:50.963		BEST LAP TIME : 1:51.273		DIFFERENCE : 0.310				
LAP	SECTOR 1	SECTOR 2	SECTOR 3	SPEED TRAP	LAP TIME	MPH	DIFF	TIME OF DAY
1-		40.647	41.596		2:00.206	72.65	8.933	17:49:57.924
2-	30.697	39.754	41.607	118.2	1:52.058	77.94	0.785	17:51:49.982
3-	30.632	40.080	41.789	116.6	1:52.501	77.63	1.228	17:53:42.483
4-	30.584	39.958	41.711	116.0	1:52.253	77.80	0.980	17:55:34.736
5-	30.525	39.512	41.528	116.6	1:51.565	78.28	0.292	17:57:26.301
6-	30.518	39.726	41.426	117.1	1:51.670	78.21	0.397	17:59:17.971
7-	30.711	39.869	41.453	116.0	1:52.033	77.96	0.760	18:01:10.004
8-	30.536	39.364	41.410	114.9	1:51.310 (2)	78.46	0.037	18:03:01.314
9-	30.835	40.701	41.236	113.3	1:52.772	77.44	1.499	18:04:54.086
10-	30.772	39.488	41.272	114.4	1:51.532	78.31	0.259	18:06:45.618
11-	30.466	39.790	41.174	116.6	1:51.430	78.38	0.157	18:08:37.048
12-	30.485	39.422	41.366	117.1	1:51.273 (1)	78.49		18:10:28.321
13-	30.468	39.487	41.418	115.5	1:51.373 (3)	78.42	0.100	18:12:19.694
14-	30.425	39.463	41.649	114.9	1:51.537	78.30	0.264	18:14:11.231

MCRCB BULLETIN TK130

2024 Bennetts British Superbike Championship - Round 1

2024 R&G British Talent Cup

RACE 1 - SECTOR ANALYSIS



SECTOR 1 = FL to I1, SECTOR 2 = I1 to I2 SECTOR 3 = I2 to I3, SECTOR 4 = I3 to FL, DIFF = Difference To Personal Best Lap, P = Crossed Finish Line in Pit Lane, D = Time Disallowed

P7 99		Peter WILLIS		Honda - Microlise Cresswell Racing				
IDEAL LAP TIME : 1:51.374		BEST LAP TIME : 1:51.414		DIFFERENCE : 0.040				
LAP	SECTOR 1	SECTOR 2	SECTOR 3	SPEED TRAP	LAP TIME	MPH	DIFF	TIME OF DAY
1-		41.067	42.034		2:03.545	70.69	12.131	17:50:01.263
2-	30.824	40.373	41.832	116.6	1:53.029	77.27	1.615	17:51:54.292
3-	31.034	40.490	42.032	116.6	1:53.556	76.91	2.142	17:53:47.848
4-	31.280	40.134	42.296	117.7	1:53.710	76.81	2.296	17:55:41.558
5-	30.869	39.779	41.901	116.0	1:52.549	77.60	1.135	17:57:34.107
6-	31.182	39.747	41.535	112.8	1:52.464	77.66	1.050	17:59:26.571
7-	31.299	39.636	41.399	113.3	1:52.334	77.75	0.920	18:01:18.905
8-	31.288	39.352	41.329	112.8	1:51.969	78.00	0.555	18:03:10.874
9-	30.855	39.361	41.198	113.3	1:51.414 (1)	78.39		18:05:02.288
10-	31.002	39.363	41.200	112.3	1:51.565 (2)	78.28	0.151	18:06:53.853
11-	30.993	39.377	41.356	113.3	1:51.726 (3)	78.17	0.312	18:08:45.579
12-	31.066	39.448	41.482	112.3	1:51.996	77.98	0.582	18:10:37.575
13-	31.172	39.425	41.425	113.9	1:52.022	77.96	0.608	18:12:29.597
14-	31.213	39.375	41.543	112.3	1:52.131	77.89	0.717	18:14:21.728

P8 71		Daniel GOODMAN		Honda - Fibre Tec Honda				
IDEAL LAP TIME : 1:51.760		BEST LAP TIME : 1:52.227		DIFFERENCE : 0.467				
LAP	SECTOR 1	SECTOR 2	SECTOR 3	SPEED TRAP	LAP TIME	MPH	DIFF	TIME OF DAY
1-		45.665	43.325		2:08.130	68.16	15.903	17:50:05.848
2-	31.192	40.416	42.220	118.8	1:53.828	76.73	1.601	17:51:59.676
3-	31.639	40.655	43.046	116.6	1:55.340	75.72	3.113	17:53:55.016
4-	30.738	39.887	41.797	114.9	1:52.422 (2)	77.69	0.195	17:55:47.438
5-	30.943	40.025	41.961	114.4	1:52.929	77.34	0.702	17:57:40.367
6-	30.981	40.119	42.005	114.4	1:53.105	77.22	0.878	17:59:33.472
7-	30.634	40.032	41.916	114.4	1:52.582	77.58	0.355	18:01:26.054
8-	30.919	40.058	41.812	113.3	1:52.789	77.43	0.562	18:03:18.843
9-	31.028	39.630	41.878	116.6	1:52.536 (3)	77.61	0.309	18:05:11.379
10-	30.908	39.740	41.579	113.3	1:52.227 (1)	77.82		18:07:03.606
11-	30.904	39.547	42.335	114.9	1:52.786	77.43	0.559	18:08:56.392
12-	31.210	40.369	42.010	113.9	1:53.589	76.89	1.362	18:10:49.981
13-	31.067	39.616	41.992	115.5	1:52.675	77.51	0.448	18:12:42.656
14-	30.940	39.731	41.959	112.8	1:52.630	77.54	0.403	18:14:35.286

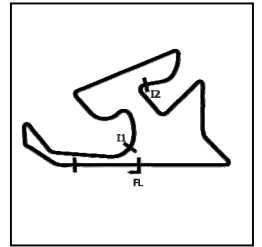
P9 42		Ben JOLLIFFE		Honda - Wilson Racing				
IDEAL LAP TIME : 1:52.221		BEST LAP TIME : 1:52.390		DIFFERENCE : 0.169				
LAP	SECTOR 1	SECTOR 2	SECTOR 3	SPEED TRAP	LAP TIME	MPH	DIFF	TIME OF DAY
1-		40.417	42.549		2:01.863	71.67	9.473	17:49:59.581
2-	30.958	40.899	41.986	116.0	1:53.843	76.72	1.453	17:51:53.424
3-	31.598	40.216	42.205	113.9	1:54.019	76.60	1.629	17:53:47.443
4-	32.002	40.210	42.303	110.8	1:54.515	76.27	2.125	17:55:41.958
5-	31.169	39.886	42.189	113.9	1:53.244	77.12	0.854	17:57:35.202
6-	31.040	39.730	41.620	112.8	1:52.390 (1)	77.71		17:59:27.592
7-	31.290	40.132	41.998	113.9	1:53.420	77.00	1.030	18:01:21.012
8-	31.193	39.643	42.235	109.8	1:53.071 (3)	77.24	0.681	18:03:14.083
9-	31.660	39.948	41.674	112.8	1:53.282	77.10	0.892	18:05:07.365
10-	31.375	40.350	42.183	107.9	1:53.908	76.67	1.518	18:07:01.273
11-	31.739	40.146	42.195	107.9	1:54.080	76.56	1.690	18:08:55.353
12-	31.507	39.837	42.111	107.4	1:53.455	76.98	1.065	18:10:48.808
13-	31.689	39.936	42.085	108.8	1:53.710	76.81	1.320	18:12:42.518
14-	31.464	39.650	41.726	108.3	1:52.840 (2)	77.40	0.450	18:14:35.358

MCRCB BULLETIN TK130

2024 Bennetts British Superbike Championship - Round 1

2024 R&G British Talent Cup

RACE 1 - SECTOR ANALYSIS



SECTOR 1 = FL to I1, SECTOR 2 = I1 to I2 SECTOR 3 = I2 to I3, SECTOR 4 = I3 to FL, DIFF = Difference To Personal Best Lap, P = Crossed Finish Line in Pit Lane, D = Time Disallowed

P10 67		George BOWES		Honda - Microlise Cresswell Racing					
IDEAL LAP TIME : 1:52.438		BEST LAP TIME : 1:53.043		DIFFERENCE : 0.605					
LAP	SECTOR 1	SECTOR 2	SECTOR 3	SPEED TRAP	LAP TIME	MPH	DIFF	TIME OF DAY	
1-		41.366	42.177		2:02.889	71.07	9.846	17:50:00.607	
2-	30.959	40.319	41.788	118.8	1:53.066 (2)	77.24	0.023	17:51:53.673	
3-	31.466	40.378	41.976	113.3	1:53.820	76.73	0.777	17:53:47.493	
4-	31.342	39.708	42.084	113.3	1:53.134 (3)	77.20	0.091	17:55:40.627	
5-	31.279	40.099	42.270	114.4	1:53.648	76.85	0.605	17:57:34.275	
6-	31.420	39.947	41.771	113.9	1:53.138	77.19	0.095	17:59:27.413	
7-	31.172	40.129	41.910	115.5	1:53.211	77.14	0.168	18:01:20.624	
8-	31.109	39.803	42.415	113.9	1:53.327	77.07	0.284	18:03:13.951	
9-	31.596	40.235	42.196	113.3	1:54.027	76.59	0.984	18:05:07.978	
10-	31.422	40.353	42.143	113.9	1:53.918	76.67	0.875	18:07:01.896	
11-	31.473	40.384	42.035	114.4	1:53.892	76.68	0.849	18:08:55.788	
12-	31.455	40.098	41.998	110.3	1:53.551	76.91	0.508	18:10:49.339	
13-	31.871	39.957	42.081	114.9	1:53.909	76.67	0.866	18:12:43.248	
14-	31.207	39.749	42.087	114.4	1:53.043 (1)	77.26		18:14:36.291	

P11 91		Joshua RAYMOND Jnr		Honda - Fibre Tec Honda					
IDEAL LAP TIME : 1:52.267		BEST LAP TIME : 1:52.608		DIFFERENCE : 0.341					
LAP	SECTOR 1	SECTOR 2	SECTOR 3	SPEED TRAP	LAP TIME	MPH	DIFF	TIME OF DAY	
1-		42.851	43.022		2:05.690	69.48	13.082	17:50:03.408	
2-	31.520	41.220	43.265	114.9	1:56.005	75.29	3.397	17:51:59.413	
3-	31.453	40.326	41.999	117.1	1:53.778	76.76	1.170	17:53:53.191	
4-	31.227	40.382	41.588	114.9	1:53.197	77.15	0.589	17:55:46.388	
5-	31.183	40.299	41.864	115.5	1:53.346	77.05	0.738	17:57:39.734	
6-	30.973	40.187	41.600	112.3	1:52.760 (3)	77.45	0.152	17:59:32.494	
7-	30.941	40.125	41.882	113.9	1:52.948	77.32	0.340	18:01:25.442	
8-	31.302	40.028	41.738	111.8	1:53.068	77.24	0.460	18:03:18.510	
9-	31.148	40.127	41.787	112.8	1:53.062	77.25	0.454	18:05:11.572	
10-	31.223	40.328	41.881	113.3	1:53.432	76.99	0.824	18:07:05.004	
11-	31.367	40.085	41.751	110.3	1:53.203	77.15	0.595	18:08:58.207	
12-	30.942	39.950	41.736	113.3	1:52.628 (2)	77.54	0.020	18:10:50.835	
13-	30.935	40.360	41.871	114.9	1:53.166	77.17	0.558	18:12:44.001	
14-	30.790	39.889	41.929	115.5	1:52.608 (1)	77.56		18:14:36.609	

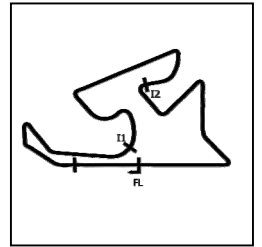
P12 61		Harrison MACKAY		Honda - Wilson Racing / HMR					
IDEAL LAP TIME : 1:52.351		BEST LAP TIME : 1:52.565		DIFFERENCE : 0.214					
LAP	SECTOR 1	SECTOR 2	SECTOR 3	SPEED TRAP	LAP TIME	MPH	DIFF	TIME OF DAY	
1-		41.742	42.763		2:05.698	69.48	13.133	17:50:03.416	
2-	31.704	40.794	42.923	116.6	1:55.421	75.67	2.856	17:51:58.837	
3-	31.217	40.005	42.401	112.3	1:53.623	76.86	1.058	17:53:52.460	
4-	31.402	39.985	42.000	110.8	1:53.387	77.02	0.822	17:55:45.847	
5-	31.017	39.968	42.315	114.4	1:53.300	77.08	0.735	17:57:39.147	
6-	31.079	40.073	42.216	112.3	1:53.368	77.04	0.803	17:59:32.515	
7-	31.134	40.265	42.082	115.5	1:53.481	76.96	0.916	18:01:25.996	
8-	31.169	40.124	42.027	113.3	1:53.320	77.07	0.755	18:03:19.316	
9-	30.725	40.000	41.993	113.9	1:52.718 (3)	77.48	0.153	18:05:12.034	
10-	30.816	39.856	42.264	114.4	1:52.936	77.33	0.371	18:07:04.970	
11-	30.932	39.695	41.938	110.8	1:52.565 (1)	77.59		18:08:57.535	
12-	30.889	39.843	41.931	113.9	1:52.663 (2)	77.52	0.098	18:10:50.198	
13-	31.098	40.127	42.215	114.4	1:53.440	76.99	0.875	18:12:43.638	
14-	30.900	39.894	42.219	112.8	1:53.013	77.28	0.448	18:14:36.651	

MCRCB BULLETIN TK130

2024 Bennetts British Superbike Championship - Round 1

2024 R&G British Talent Cup

RACE 1 - SECTOR ANALYSIS



SECTOR 1 = FL to I1, SECTOR 2 = I1 to I2 SECTOR 3 = I2 to I3, SECTOR 4 = I3 to FL, DIFF = Difference To Personal Best Lap, P = Crossed Finish Line in Pit Lane, D = Time Disallowed

P13 65		Alexander ROWAN			Honda - Alexander Rowan Racing				
IDEAL LAP TIME : 1:52.640		BEST LAP TIME : 1:52.995			DIFFERENCE : 0.355				
LAP	SECTOR 1	SECTOR 2	SECTOR 3	SPEED TRAP	LAP TIME	MPH	DIFF	TIME OF DAY	
1-		40.476	42.419		2:01.387	71.95	8.392	17:49:59.105	
2-	30.874	40.704	42.621	118.2	1:54.199	76.48	1.204	17:51:53.304	
3-	31.274	40.317	42.438	112.3	1:54.029	76.59	1.034	17:53:47.333	
4-	31.668	40.041	42.567	110.8	1:54.276	76.43	1.281	17:55:41.609	
5-	31.071	40.070	42.315	116.0	1:53.456 (3)	76.98	0.461	17:57:35.065	
6-	31.365	39.909	42.384	111.3	1:53.658	76.84	0.663	17:59:28.723	
7-	31.164	40.115	42.297	112.3	1:53.576	76.90	0.581	18:01:22.299	
8-	31.218	40.276	42.226	111.3	1:53.720	76.80	0.725	18:03:16.019	
9-	31.229	39.671	42.095	110.8	1:52.995 (1)	77.29		18:05:09.014	
10-	31.149	39.965	42.354	111.3	1:53.468	76.97	0.473	18:07:02.482	
11-	31.134	39.829	42.744	111.3	1:53.707	76.81	0.712	18:08:56.189	
12-	31.203	40.403	42.286	112.8	1:53.892	76.68	0.897	18:10:50.081	
13-	31.389	40.346	42.216	112.8	1:53.951	76.64	0.956	18:12:44.032	
14-	31.027	40.118	42.145	116.6	1:53.290 (2)	77.09	0.295	18:14:37.322	

P14 19		Scott McPHEE			Honda - SMP Racing				
IDEAL LAP TIME : 1:52.351		BEST LAP TIME : 1:52.756			DIFFERENCE : 0.405				
LAP	SECTOR 1	SECTOR 2	SECTOR 3	SPEED TRAP	LAP TIME	MPH	DIFF	TIME OF DAY	
1-		41.678	43.132		2:05.538	69.57	12.782	17:50:03.256	
2-	31.436	40.882	43.370	116.6	1:55.688	75.49	2.932	17:51:58.944	
3-	30.862	40.404	42.562	113.9	1:53.828	76.73	1.072	17:53:52.772	
4-	31.378	40.087	42.048	110.8	1:53.513	76.94	0.757	17:55:46.285	
5-	30.889	40.305	42.115	117.1	1:53.309	77.08	0.553	17:57:39.594	
6-	30.894	40.792	42.146	114.4	1:53.832	76.72	1.076	17:59:33.426	
7-	31.012	40.182	42.207	114.4	1:53.401	77.01	0.645	18:01:26.827	
8-	31.103	39.895	42.093	114.9	1:53.091	77.23	0.335	18:03:19.918	
9-	30.853	39.842	42.149	116.0	1:52.844 (3)	77.39	0.088	18:05:12.762	
10-	30.800	40.021	41.963	116.0	1:52.784 (2)	77.44	0.028	18:07:05.546	
11-	31.347	40.033	42.109	115.5	1:53.489	76.96	0.733	18:08:59.035	
12-	30.893	39.814	42.049	114.9	1:52.756 (1)	77.46		18:10:51.791	
13-	30.745	39.901	42.286	115.5	1:52.932	77.33	0.176	18:12:44.723	
14-	30.574	40.333	41.995	116.0	1:52.902	77.36	0.146	18:14:37.625	

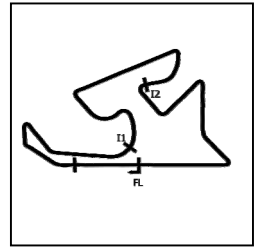
P15 33		Eli BANISH			Honda - Fibre Tec Honda				
IDEAL LAP TIME : 1:53.206		BEST LAP TIME : 1:53.444			DIFFERENCE : 0.238				
LAP	SECTOR 1	SECTOR 2	SECTOR 3	SPEED TRAP	LAP TIME	MPH	DIFF	TIME OF DAY	
1-		42.092	42.830		2:06.028	69.30	12.584	17:50:03.746	
2-	31.743	40.880	43.102	116.6	1:55.725	75.47	2.281	17:51:59.471	
3-	31.653	41.041	42.895	116.0	1:55.589	75.56	2.145	17:53:55.060	
4-	31.915	40.755	42.787	111.8	1:55.457	75.64	2.013	17:55:50.517	
5-	31.375	40.299	42.453	112.8	1:54.127	76.52	0.683	17:57:44.644	
6-	31.311	40.353	42.159	112.3	1:53.823	76.73	0.379	17:59:38.467	
7-	31.446	40.239	42.314	113.3	1:53.999	76.61	0.555	18:01:32.466	
8-	31.479	40.221	42.041	112.3	1:53.741	76.78	0.297	18:03:26.207	
9-	31.611	40.319	42.133	113.3	1:54.063	76.57	0.619	18:05:20.270	
10-	31.354	40.241	42.139	111.8	1:53.734	76.79	0.290	18:07:14.004	
11-	31.450	39.978	42.099	111.8	1:53.527 (2)	76.93	0.083	18:09:07.531	
12-	31.272	40.175	41.997	111.8	1:53.444 (1)	76.99		18:11:00.975	
13-	31.465	40.240	42.186	111.8	1:53.891	76.68	0.447	18:12:54.866	
14-	31.327	40.304	41.956	110.8	1:53.587 (3)	76.89	0.143	18:14:48.453	

MCRCB BULLETIN TK130

2024 Bennetts British Superbike Championship - Round 1

2024 R&G British Talent Cup

RACE 1 - SECTOR ANALYSIS



SECTOR 1 = FL to I1, SECTOR 2 = I1 to I2 SECTOR 3 = I2 to I3, SECTOR 4 = I3 to FL, DIFF = Difference To Personal Best Lap, P = Crossed Finish Line in Pit Lane, D = Time Disallowed

P16 72		Samuel MUNSON			Honda - Wilson Racing				
IDEAL LAP TIME : 1:53.215		BEST LAP TIME : 1:53.460		DIFFERENCE : 0.245					
LAP	SECTOR 1	SECTOR 2	SECTOR 3	SPEED TRAP	LAP TIME	MPH	DIFF	TIME OF DAY	
1-		40.632	42.529		2:02.361	71.37	8.901	17:50:00.079	
2-	31.191	40.886	42.519	114.9	1:54.596	76.21	1.136	17:51:54.675	
3-	31.286	40.761	42.765	113.9	1:54.812	76.07	1.352	17:53:49.487	
4-	31.641	41.035	42.965	110.8	1:55.641	75.52	2.181	17:55:45.128	
5-	31.728	40.843	42.063	112.3	1:54.634	76.19	1.174	17:57:39.762	
6-	31.366	40.681	42.449	111.3	1:54.496	76.28	1.036	17:59:34.258	
7-	31.340	41.305	42.758	112.3	1:55.403	75.68	1.943	18:01:29.661	
8-	31.670	40.772	43.097	108.3	1:55.539	75.59	2.079	18:03:25.200	
9-	32.283	41.047	42.140	108.3	1:55.470	75.63	2.010	18:05:20.670	
10-	31.175	40.355	42.138	111.8	1:53.668 (3)	76.83	0.208	18:07:14.338	
11-	31.290	40.051	42.133	111.8	1:53.474 (2)	76.97	0.014	18:09:07.812	
12-	31.170	40.258	42.358	111.3	1:53.786	76.75	0.326	18:11:01.598	
13-	31.380	40.090	42.273	110.3	1:53.743	76.78	0.283	18:12:55.341	
14-	31.359	40.107	41.994	109.8	1:53.460 (1)	76.97		18:14:48.801	

P17 14		Bill HARRIS			Honda - Team Harris Racing / RS Racing				
IDEAL LAP TIME : 1:53.393		BEST LAP TIME : 1:53.817		DIFFERENCE : 0.424					
LAP	SECTOR 1	SECTOR 2	SECTOR 3	SPEED TRAP	LAP TIME	MPH	DIFF	TIME OF DAY	
1-		41.983	43.240		2:06.914	68.81	13.097	17:50:04.632	
2-	31.622	40.855	42.814	115.5	1:55.291	75.75	1.474	17:51:59.923	
3-	31.914	40.743	42.845	116.6	1:55.502	75.61	1.685	17:53:55.425	
4-	32.115	41.104	42.487	112.8	1:55.706	75.48	1.889	17:55:51.131	
5-	31.588	40.780	42.896	113.9	1:55.264	75.77	1.447	17:57:46.395	
6-	31.370	40.239	42.244	112.3	1:53.853 (2)	76.71	0.036	17:59:40.248	
7-	31.485	40.617	42.448	112.3	1:54.550	76.24	0.733	18:01:34.798	
8-	31.472	40.519	42.243	112.3	1:54.234	76.45	0.417	18:03:29.032	
9-	31.504	40.307	42.006	110.8	1:53.817 (1)	76.73		18:05:22.849	
10-	31.294	40.381	42.298	112.3	1:53.973	76.63	0.156	18:07:16.822	
11-	31.407	40.249	42.273	110.8	1:53.929	76.66	0.112	18:09:10.751	
12-	31.425	40.400	42.138	111.3	1:53.963	76.63	0.146	18:11:04.714	
13-	31.400	40.093	42.370	112.3	1:53.863 (3)	76.70	0.046	18:12:58.577	
14-	31.496	40.313	43.233	110.8	1:55.042	75.92	1.225	18:14:53.619	

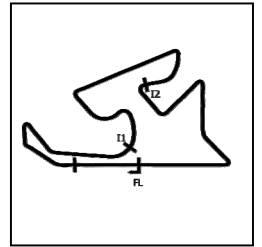
P18 11		Iwan JONES			Honda - Jones Brothers Racing				
IDEAL LAP TIME : 1:53.468		BEST LAP TIME : 1:53.903		DIFFERENCE : 0.435					
LAP	SECTOR 1	SECTOR 2	SECTOR 3	SPEED TRAP	LAP TIME	MPH	DIFF	TIME OF DAY	
1-		43.247	43.039		2:06.256	69.17	12.353	17:50:03.974	
2-	31.688	40.988	42.927	120.6	1:55.603	75.55	1.700	17:51:59.577	
3-	31.967	40.906	42.902	114.4	1:55.775	75.44	1.872	17:53:55.352	
4-	31.930	41.082	43.374	116.6	1:56.386	75.04	2.483	17:55:51.738	
5-	31.278	41.011	42.903	116.0	1:55.192	75.82	1.289	17:57:46.930	
6-	31.615	40.860	42.462	114.4	1:54.937	75.99	1.034	17:59:41.867	
7-	31.243	40.697	42.645	113.3	1:54.585	76.22	0.682	18:01:36.452	
8-	31.314	40.311	42.529	112.8	1:54.154 (3)	76.51	0.251	18:03:30.606	
9-	31.382	40.011	42.510	111.3	1:53.903 (1)	76.68		18:05:24.509	
10-	31.215	40.518	42.242	113.3	1:53.975 (2)	76.63	0.072	18:07:18.484	
11-	31.618	40.572	43.070	111.3	1:55.260	75.77	1.357	18:09:13.744	
12-	31.460	40.505	42.720	111.3	1:54.685	76.15	0.782	18:11:08.429	
13-	31.500	40.378	42.650	112.3	1:54.528	76.26	0.625	18:13:02.957	
14-	31.430	40.664	43.010	110.8	1:55.104	75.88	1.201	18:14:58.061	

MCRCB BULLETIN TK130

2024 Bennetts British Superbike Championship - Round 1

2024 R&G British Talent Cup

RACE 1 - SECTOR ANALYSIS



SECTOR 1 = FL to I1, SECTOR 2 = I1 to I2 SECTOR 3 = I2 to I3, SECTOR 4 = I3 to FL, DIFF = Difference To Personal Best Lap, P = Crossed Finish Line in Pit Lane, D = Time Disallowed

P19 12		Tyler KING		Honda - Microlise Cresswell Racing				
IDEAL LAP TIME : 1:54.884		BEST LAP TIME : 1:54.966		DIFFERENCE : 0.082				
LAP	SECTOR 1	SECTOR 2	SECTOR 3	SPEED TRAP	LAP TIME	MPH	DIFF	TIME OF DAY
1-		41.814	43.036		2:05.047	69.84	10.081	17:50:02.765
2-	31.746	40.714	43.784	111.8	1:56.244	75.13	1.278	17:51:59.009
3-	31.733	41.014	43.073	112.8	1:55.820	75.41	0.854	17:53:54.829
4-	31.904	40.734	43.018	108.8	1:55.656 (3)	75.51	0.690	17:55:50.485
5-	32.037	40.726	43.191	109.8	1:55.954	75.32	0.988	17:57:46.439
6-	31.914	40.319	43.051	112.3	1:55.284 (2)	75.76	0.318	17:59:41.723
7-	31.970	41.009	42.980	110.3	1:55.959	75.32	0.993	18:01:37.682
8-	31.692	40.401	42.873	110.3	1:54.966 (1)	75.97		18:03:32.648
9-	31.901	40.717	43.085	110.3	1:55.703	75.48	0.737	18:05:28.351
10-	31.814	41.609	43.459	110.8	1:56.882	74.72	1.916	18:07:25.233
11-	32.135	40.920	43.411	109.3	1:56.466	74.99	1.500	18:09:21.699
12-	32.226	41.112	43.511	108.3	1:56.849	74.74	1.883	18:11:18.548
13-	32.523	41.359	43.910	108.3	1:57.792	74.14	2.826	18:13:16.340
14-	33.004	41.661	44.051	107.4	1:58.716	73.57	3.750	18:15:15.056

P20 90		Aeziah DIVINE		Honda - Microlise Cresswell Racing				
IDEAL LAP TIME : 1:55.780		BEST LAP TIME : 1:56.470		DIFFERENCE : 0.690				
LAP	SECTOR 1	SECTOR 2	SECTOR 3	SPEED TRAP	LAP TIME	MPH	DIFF	TIME OF DAY
1-		42.611	43.655		2:07.767	68.35	11.297	17:50:05.485
2-	31.898	41.085	43.731	116.6	1:56.714 (3)	74.83	0.244	17:52:02.199
3-	31.904	41.417	43.149	113.9	1:56.470 (1)	74.99		17:53:58.669
4-	32.282	41.603	43.075	110.8	1:56.960	74.67	0.490	17:55:55.629
5-	32.582	41.723	43.318	110.8	1:57.623	74.25	1.153	17:57:53.252
6-	32.663	42.077	43.084	109.8	1:57.824	74.12	1.354	17:59:51.076
7-	33.137	41.475	42.797	109.3	1:57.409	74.39	0.939	18:01:48.485
8-	32.489	41.427	43.156	110.8	1:57.072	74.60	0.602	18:03:45.557
9-	32.386	41.629	43.099	110.3	1:57.114	74.57	0.644	18:05:42.671
10-	32.856	42.611	43.581	109.3	1:59.048	73.36	2.578	18:07:41.719
11-	32.744	41.946	43.100	111.8	1:57.790	74.14	1.320	18:09:39.509
12-	32.404	41.431	43.236	111.3	1:57.071	74.60	0.601	18:11:36.580
13-	32.536	41.324	42.801	109.3	1:56.661 (2)	74.86	0.191	18:13:33.241
14-	32.181	41.854	43.494	110.8	1:57.529	74.31	1.059	18:15:30.770

P21 43		Amanuel BRINTON		Honda - Kovara Projects / RS Racing				
IDEAL LAP TIME : 1:49.581		BEST LAP TIME : 1:49.581		DIFFERENCE : 0.000				
LAP	SECTOR 1	SECTOR 2	SECTOR 3	SPEED TRAP	LAP TIME	MPH	DIFF	TIME OF DAY
1-		39.036	41.239		1:57.835	74.12	8.254	17:49:55.553
2-	30.284	39.187	41.049	119.4	1:50.520	79.02	0.939	17:51:46.073
3-	30.227	38.696	40.658	117.7	1:49.581 (1)	79.70		17:53:35.654
4-	30.813	38.798	40.982	114.4	1:50.593	78.97	1.012	17:55:26.247
5-	30.464	39.227	40.917	115.5	1:50.608	78.96	1.027	17:57:16.855
6-	30.478	38.758	41.040	113.9	1:50.276 (2)	79.20	0.695	17:59:07.131
7-	30.526	39.264	41.210	114.4	1:51.000	78.68	1.419	18:00:58.131
8-	31.141	38.980	41.177	112.8	1:51.298	78.47	1.717	18:02:49.429
9-	30.291	39.046	41.004	116.6	1:50.341 (3)	79.15	0.760	18:04:39.770

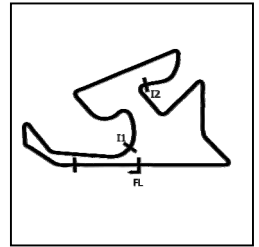
P22 75		Filip SUROWIAK		Honda - Team City Lifting / RS Racing				
IDEAL LAP TIME : 1:49.804		BEST LAP TIME : 1:50.081		DIFFERENCE : 0.277				
LAP	SECTOR 1	SECTOR 2	SECTOR 3	SPEED TRAP	LAP TIME	MPH	DIFF	TIME OF DAY
1-		39.361	41.585		1:57.804	74.14	7.723	17:49:55.522
2-	30.126	39.197	41.363	120.6	1:50.686	78.90	0.605	17:51:46.208
3-	30.403	38.883	40.795	115.5	1:50.081 (1)	79.34		17:53:36.289
4-	30.334	39.068	40.848	119.4	1:50.250 (3)	79.22	0.169	17:55:26.539
5-	30.741	39.059	40.869	118.2	1:50.669	78.92	0.588	17:57:17.208
6-	30.426	38.927	40.884	117.7	1:50.237 (2)	79.23	0.156	17:59:07.445
7-	30.507	39.324	41.377	117.7	1:51.208	78.53	1.127	18:00:58.653
8-	30.400	38.999	41.010	116.6	1:50.409	79.10	0.328	18:02:49.062
9-	30.270	39.249	41.280	114.9	1:50.799	78.82	0.718	18:04:39.861

MCRCB BULLETIN TK130

2024 Bennetts British Superbike Championship - Round 1

2024 R&G British Talent Cup

RACE 1 - SECTOR ANALYSIS



SECTOR 1 = FL to I1, SECTOR 2 = I1 to I2, SECTOR 3 = I2 to I3, SECTOR 4 = I3 to FL, DIFF = Difference To Personal Best Lap, P = Crossed Finish Line in Pit Lane, D = Time Disallowed

P23 88		Mason FOSTER			Honda - BRP Racing			
IDEAL LAP TIME : 1:49.786		BEST LAP TIME : 1:50.095		DIFFERENCE : 0.309				
LAP	SECTOR 1	SECTOR 2	SECTOR 3	SPEED TRAP	LAP TIME	MPH	DIFF	TIME OF DAY
1-		39.768	41.457		1:58.230	73.87	8.135	17:49:55.948
2-	30.122	39.491	40.877	120.0	1:50.490	79.04	0.395	17:51:46.438
3-	30.363	39.064	40.668	119.4	1:50.095 (1)	79.33		17:53:36.533
4-	30.268	39.295	40.869	120.0	1:50.432 (3)	79.09	0.337	17:55:26.965
5-	30.198	39.527	40.857	118.8	1:50.582	78.98	0.487	17:57:17.547
6-	30.220	39.146	40.959	118.2	1:50.325 (2)	79.16	0.230	17:59:07.872
7-	30.215	39.435	41.371	118.8	1:51.021	78.67	0.926	18:00:58.893
8-	30.482	39.426	40.852	118.2	1:50.760	78.85	0.665	18:02:49.653
9-	30.171	39.321	41.093	119.4	1:50.585	78.98	0.490	18:04:40.238

P24 13		Raheesh KHATRI			Honda - Wilson Racing			
IDEAL LAP TIME : 1:56.094		BEST LAP TIME : 1:56.229		DIFFERENCE : 0.135				
LAP	SECTOR 1	SECTOR 2	SECTOR 3	SPEED TRAP	LAP TIME	MPH	DIFF	TIME OF DAY
1-		42.716	43.522		2:07.265	68.62	11.036	17:50:04.983
2-	31.657	41.336	43.236	116.6	1:56.229 (1)	75.14		17:52:01.212
3-	31.628	43.087	43.559	113.3	1:58.274	73.84	2.045	17:53:59.486
4-	31.896	41.791	43.222	111.3	1:56.909 (3)	74.70	0.680	17:55:56.395
5-	32.353	41.502	43.381	111.8	1:57.236	74.50	1.007	17:57:53.631
6-	32.629	42.007	43.286	110.3	1:57.922	74.06	1.693	17:59:51.553
7-	32.563	41.354	43.131	110.8	1:57.048	74.61	0.819	18:01:48.601
8-	32.680	41.486	43.488	109.8	1:57.654	74.23	1.425	18:03:46.255
9-	32.191	41.335	43.268	108.8	1:56.794 (2)	74.78	0.565	18:05:43.049

P25 76		Charlie HUNTINGFORD			Honda - Mototechniks			
IDEAL LAP TIME : 1:51.478		BEST LAP TIME : 1:51.580		DIFFERENCE : 0.102				
LAP	SECTOR 1	SECTOR 2	SECTOR 3	SPEED TRAP	LAP TIME	MPH	DIFF	TIME OF DAY
1-		39.844	42.062		1:59.809	72.90	8.229	17:49:57.527
2-	30.918	39.662	41.920	116.0	1:52.500	77.63	0.920	17:51:50.027
3-	30.717	39.629	42.176	117.1	1:52.522	77.62	0.942	17:53:42.549
4-	30.781	39.365	41.434	116.6	1:51.580 (1)	78.27		17:55:34.129
5-	30.715	39.486	41.831	113.3	1:52.032 (2)	77.96	0.452	17:57:26.161
6-	30.938	39.727	41.430	113.9	1:52.095 (3)	77.91	0.515	17:59:18.256

P26 48		Ollie WALKER			Honda - Fibre Tec Honda			
IDEAL LAP TIME : 1:51.641		BEST LAP TIME : 1:51.641		DIFFERENCE : 0.000				
LAP	SECTOR 1	SECTOR 2	SECTOR 3	SPEED TRAP	LAP TIME	MPH	DIFF	TIME OF DAY
1-		40.515	42.112		2:01.195	72.06	9.554	17:49:58.913
2-	30.641	39.412	41.588	117.1	1:51.641 (1)	78.23		17:51:50.554
3-	30.671	39.674	41.916	116.6	1:52.261 (2)	77.80	0.620	17:53:42.815

MCRCB BULLETIN TK131

2024 Bennetts British Superbike Championship - Round 1

2024 R&G British Talent Cup

RACE 1 - BEST SECTORS

SECTOR 1			SECTOR 2			SECTOR 3			IDEAL / BEST COMPARISON						
POS	NO	NAME	TIME	NO	NAME	TIME	NO	NAME	TIME	POS	NO	NAME	IDEAL	BEST	DIFF
													PERFECT LAP	1:49.408	
1	88	FOSTER	30.054	43	BRINTON	38.696	43	BRINTON	40.658	1	43	BRINTON	1:49.581	1:49.581	0.000
2	29	BROWN	30.070	40	CORREA	38.710	88	FOSTER	40.668	2	29	BROWN	1:49.667	1:49.914	0.247
3	75	SUROWIAK	30.126	29	BROWN	38.715	75	SUROWIAK	40.795	3	40	CORREA	1:49.739	1:49.816	0.077
4	40	CORREA	30.139	75	SUROWIAK	38.883	29	BROWN	40.882	4	88	FOSTER	1:49.786	1:50.095	0.309
5	43	BRINTON	30.227	88	FOSTER	39.064	40	CORREA	40.890	5	75	SUROWIAK	1:49.804	1:50.081	0.277
6	7	McCABE	30.308	24	FROST	39.126	24	FROST	41.129	6	24	FROST	1:50.707	1:50.734	0.027
7	64	EDMUNDS	30.420	64	EDMUNDS	39.183	64	EDMUNDS	41.161	7	64	EDMUNDS	1:50.764	1:50.856	0.092
8	66	HARRIS	30.425	7	McCABE	39.207	66	HARRIS	41.174	8	7	McCABE	1:50.849	1:51.114	0.265
9	24	FROST	30.452	99	WILLIS	39.352	99	WILLIS	41.198	9	66	HARRIS	1:50.963	1:51.273	0.310
10	19	McPHEE	30.574	66	HARRIS	39.364	7	McCABE	41.334	10	99	WILLIS	1:51.374	1:51.414	0.040
11	71	GOODMAN	30.634	76	HUNTINGFORD	39.365	76	HUNTINGFORD	41.430	11	76	HUNTINGFORD	1:51.478	1:51.580	0.102
12	48	WALKER	30.641	48	WALKER	39.412	71	GOODMAN	41.579	12	48	WALKER	1:51.641	1:51.641	0.000
13	76	HUNTINGFORD	30.683	71	GOODMAN	39.547	91	RAYMOND Jnr	41.588	13	71	GOODMAN	1:51.760	1:52.227	0.467
14	61	MACKAY	30.725	42	JOLLIFFE	39.643	48	WALKER	41.588	14	42	JOLLIFFE	1:52.221	1:52.390	0.169
15	91	RAYMOND Jnr	30.790	65	ROWAN	39.671	42	JOLLIFFE	41.620	15	91	RAYMOND Jnr	1:52.267	1:52.608	0.341
16	99	WILLIS	30.824	61	MACKAY	39.695	67	BOWES	41.771	16	19	McPHEE	1:52.351	1:52.756	0.405
17	65	ROWAN	30.874	67	BOWES	39.708	61	MACKAY	41.931	17	61	MACKAY	1:52.351	1:52.565	0.214
18	42	JOLLIFFE	30.958	19	McPHEE	39.814	33	BANISH	41.956	18	67	BOWES	1:52.438	1:53.043	0.605
19	67	BOWES	30.959	91	RAYMOND Jnr	39.889	19	McPHEE	41.963	19	65	ROWAN	1:52.640	1:52.995	0.355
20	72	MUNSON	31.170	33	BANISH	39.978	72	MUNSON	41.994	20	33	BANISH	1:53.206	1:53.444	0.238
21	11	JONES	31.215	11	JONES	40.011	14	HARRIS	42.006	21	72	MUNSON	1:53.215	1:53.460	0.245
22	33	BANISH	31.272	72	MUNSON	40.051	65	ROWAN	42.095	22	14	HARRIS	1:53.393	1:53.817	0.424
23	14	HARRIS	31.294	14	HARRIS	40.093	11	JONES	42.242	23	11	JONES	1:53.468	1:53.903	0.435
24	13	KHATRI	31.628	12	KING	40.319	90	DIVINE	42.797	24	12	KING	1:54.884	1:54.966	0.082
25	12	KING	31.692	90	DIVINE	41.085	12	KING	42.873	25	90	DIVINE	1:55.780	1:56.470	0.690
26	90	DIVINE	31.898	13	KHATRI	41.335	13	KHATRI	43.131	26	13	KHATRI	1:56.094	1:56.229	0.135
27															

MCRCB BULLETIN TK132

2024 Bennetts British Superbike Championship - Round 1

2024 R&G British Talent Cup

RACE 1 - BEST SPEEDS

POS	NO	NAME	VMAX	MPH
1	11	JONES		120.6
2	75	SUROWIAK		120.6
3	7	McCABE		120.0
4	88	FOSTER		120.0
5	43	BRINTON		119.4
6	24	FROST		118.8
7	64	EDMUNDS		118.8
8	71	GOODMAN		118.8
9	67	BOWES		118.8
10	66	HARRIS		118.2
11	65	ROWAN		118.2
12	99	WILLIS		117.7
13	29	BROWN		117.1
14	91	RAYMOND Jnr		117.1
15	19	McPHEE		117.1
16	76	HUNTINGFORD		117.1
17	48	WALKER		117.1
18	61	MACKAY		116.6
19	33	BANISH		116.6
20	14	HARRIS		116.6
21	90	DIVINE		116.6
22	13	KHATRI		116.6
23	42	JOLLIFFE		116.0
24	40	CORREA		115.5
25	72	MUNSON		114.9
26	12	KING		112.8
27				
28				
29				

MCRCB BULLETIN TK133

2024 Bennetts British Superbike Championship - Round 1

2024 R&G British Talent Cup

RACE 1 - FASTEST LAP CLASSIFICATION

POS	RACE POS	NO	NAME	NAT	ENTRY	BEST	ON
1	21	43	Amanuel BRINTON	GBR	Honda - Kovara Projects / RS Racing	1:49.581	3
2	1	40	Julian CORREA	USA	Honda - Microlise Cresswell Racing	1:49.816	3
3	2	29	Lucas BROWN	GBR	Honda - SENCAT Talent Team / Mortimer Racing	1:49.914	11
4	22	75	Filip SUROWIAK	GBR	Honda - Team City Lifting / RS Racing	1:50.081	3
5	23	88	Mason FOSTER	GBR	Honda - BRP Racing	1:50.095	3
6	3	24	Ryan FROST	GBR	Honda - Fibre Tec Honda	1:50.734	13
7	4	64	Clayton EDMUNDS	GBR	Honda - Team City Lifting / RS Racing	1:50.856	14
8	5	7	Harley McCABE	GBR	Honda - McCabe Racing by Motorbike Buyers	1:51.114	13
9	6	66	Ronnie HARRIS	GBR	Honda - Kovara Projects / RS Racing	1:51.273	12
10	7	99	Peter WILLIS	GBR	Honda - Microlise Cresswell Racing	1:51.414	9
11	25	76	Charlie HUNTINGFORD	GBR	Honda - Mototechniks	1:51.580	4
12	26	48	Ollie WALKER	GBR	Honda - Fibre Tec Honda	1:51.641	2
13	8	71	Daniel GOODMAN	GBR	Honda - Fibre Tec Honda	1:52.227	10
14	9	42	Ben JOLLIFFE	GBR	Honda - Wilson Racing	1:52.390	6
15	12	61	Harrison MACKAY	GBR	Honda - Wilson Racing / HMR	1:52.565	11
16	11	91	Joshua RAYMOND Jnr	USA	Honda - Fibre Tec Honda	1:52.608	14
17	14	19	Scott McPHEE	GBR	Honda - SMP Racing	1:52.756	12
18	13	65	Alexander ROWAN	GBR	Honda - Alexander Rowan Racing	1:52.995	9
19	10	67	George BOWES	GBR	Honda - Microlise Cresswell Racing	1:53.043	14
20	15	33	Eli BANISH	USA	Honda - Fibre Tec Honda	1:53.444	12
21	16	72	Samuel MUNSON	GBR	Honda - Wilson Racing	1:53.460	14
22	17	14	Bill HARRIS	GBR	Honda - Team Harris Racing / RS Racing	1:53.817	9
23	18	11	Iwan JONES	GBR	Honda - Jones Brothers Racing	1:53.903	9
24	19	12	Tyler KING	NZL	Honda - Microlise Cresswell Racing	1:54.966	8
25	24	13	Raheesh KHATRI	IND	Honda - Wilson Racing	1:56.229	2
26	20	90	Aeziah DIVINE	BMU	Honda - Microlise Cresswell Racing	1:56.470	3

MCRCB BULLETIN TK135

2024 Bennetts British Superbike Championship - Round 1

2024 R&G British Talent Cup

RACE 1 - SESSION NOTES

TIME	MESSAGE
17:35:05	PITLANE OPEN
17:40:04	PITLANE CLOSED
17:40:08	5 MINUTES TO WARM UP LAP
17:42:01	3 MINUTES TO WARM UP LAP
17:44:00	1 MINUTE TO WARM UP LAP
17:44:32	30 SECONDS TO WARM UP LAP
17:44:48	GREEN FLAG - WARM UP LAP
17:47:07	RACE START
17:47:27	NO.16 & 2 ENTERED PITS
17:49:50	NO. 28 FALLER AT T9 - RIDER OK
17:50:29	UPDATE: NO. 28 FALLER AT T9 - RIDER TO MEDICAL CENTRE
17:55:08	NO.48 STOPPED TECHNICAL PROBLEM - T8
18:01:32	NO. 76 FALLER AT T9 - RIDER TO MEDICAL CENTRE
18:04:44	TWO THIRDS DISTANCE COMPLETED
18:06:58	INCIDENT AT TURN 9 UNDER INVESTIGATION
18:07:26	NO. 43, 88 & 75 FALLERS AT T9 - RIDERS OK
18:07:40	NO. 13 FALLER AT T6 - RIDER OK

MCRCB BULLETIN TK134

2024 Bennetts British Superbike Championship - Round 1

2024 R&G British Talent Cup

RACE 1 - STATISTICS

Competitors Started	27
Planned Start	2024-04-20 @ 17:30:00.000
Actual Start	2024-04-20 @ 17:47:57.717
Finish Time	2024-04-20 @ 18:13:50.505
Track Length	2.4261mi.
Total Laps	325
Total Distance Covered	788.4967mi.

Session Fastest Lap History

NO	NAME	LAP TIME	TIME OF DAY	LAP	VEHICLE
40	Julian CORREA	1:50.744	17:51:45.801	2	Honda
29	Lucas BROWN	1:50.680	17:51:45.897	2	Honda
43	Amanuel BRINTON	1:50.520	17:51:46.073	2	Honda
88	Mason FOSTER	1:50.490	17:51:46.438	2	Honda
40	Julian CORREA	1:49.816	17:53:35.617	3	Honda
43	Amanuel BRINTON	1:49.581	17:53:35.654	3	Honda

Session Leader History

NO	NAME	FROM LAP	LAPS LED	DISTANCE	VEHICLE
40	Julian CORREA	1	6	14.55 miles	Honda
43	Amanuel BRINTON	7	1	2.42 miles	Honda
40	Julian CORREA	8	7	16.98 miles	Honda

Flag History

TYPE	TIME OF DAY
GREEN	17:47:57.717
FINISH	18:13:50.505

Flag Statistics

TYPE	COUNT	TOTAL LAPS	TOTAL TIME
Green	1	14	29:13.459
Red	0	0	0.000
Safety Car	0	0	0.000
FCY	0	0	0.000

MCRCB BULLETIN TK136

2024 Bennetts British Superbike Championship - Round 1

2024 R&G British Talent Cup

RACE 1 - WEATHER CONDITIONS

