

QUALIFYING - CLASSIFICATION

POS	NO	NAME	NAT	ENTRY	TIME	ON	LAPS	GAP	DIFF	MPH
1	40	Julian CORREA	USA	Honda - Microlise Cresswell Racing	1:49.069	6	10			80.07
2	29	Lucas BROWN	GBR	Honda - SENCAT Talent Team / Mortimer Racing	1:49.259	8	11	0.190	0.190	79.93
3	43	Amanuel BRINTON	GBR	Honda - Kovara Projects / RS Racing	1:49.284	10	11	0.215	0.025	79.92
4	88	Mason FOSTER	GBR	Honda - BRP Racing	1:49.758	11	11	0.689	0.474	79.57
5	76	Charlie HUNTINGFORD	GBR	Honda - Mototechniks	1:50.023	8	9	0.954	0.265	79.38
6	75	Filip SUROWIAK	GBR	Honda - Team City Lifting / RS Racing	1:50.027	6	11	0.958	0.004	79.38
7	66	Ronnie HARRIS	GBR	Honda - Kovara Projects / RS Racing	1:50.195	6	10	1.126	0.168	79.26
8	7	Harley McCABE	GBR	Honda - McCabe Racing by Motorbike Buyers	1:50.323	6	10	1.254	0.128	79.16
9	48	Ollie WALKER	GBR	Honda - Fibre Tec Honda	1:50.994	9	11	1.925	0.671	78.68
10	71	Daniel GOODMAN	GBR	Honda - Fibre Tec Honda	1:51.071	8	10	2.002	0.077	78.63
11	91	Joshua RAYMOND Jnr	USA	Honda - Fibre Tec Honda	1:51.093	7	10	2.024	0.022	78.61
12	64	Clayton EDMUNDS	GBR	Honda - Team City Lifting / RS Racing	1:51.141	8	11	2.072	0.048	78.58
13	24	Ryan FROST	GBR	Honda - Fibre Tec Honda	1:51.503	7	10	2.434	0.362	78.33
14	42	Ben JOLLIFFE	GBR	Honda - Wilson Racing	1:51.525	9	10	2.456	0.022	78.31
15	99	Peter WILLIS	GBR	Honda - Microlise Cresswell Racing	1:51.589	6	10	2.520	0.064	78.27
16	16	Jack BURROWS	GBR	Honda - Burrows Engineering / RK Racing	1:51.725	10	11	2.656	0.136	78.17
17	2	Josh BANNISTER	GBR	Honda - Fibre Tec Honda	1:51.822	10	10	2.753	0.097	78.10
18	19	Scott McPHEE	GBR	Honda - SMP Racing	1:52.559	8	11	3.490	0.737	77.59
19	28	Charlie BARNES	GBR	Honda - SENCAT Talent Team / Mortimer Racing	1:52.838	10	10	3.769	0.279	77.40
20	67	George BOWES	GBR	Honda - Microlise Cresswell Racing	1:53.237	7	10	4.168	0.399	77.13
21	65	Alexander ROWAN	GBR	Honda - Alexander Rowan Racing	1:53.455	3	9	4.386	0.218	76.98
22	11	Iwan JONES	GBR	Honda - Jones Brothers Racing	1:53.510	7	8	4.441	0.055	76.94
23	72	Samuel MUNSON	GBR	Honda - Wilson Racing	1:53.582	9	11	4.513	0.072	76.89
24	14	Bill HARRIS	GBR	Honda - Team Harris Racing / RS Racing	1:53.972	10	11	4.903	0.390	76.63
25	12	Tyler KING	NZL	Honda - Microlise Cresswell Racing	1:54.052	8	9	4.983	0.080	76.58
26	13	Raheesh KHATRI	IND	Honda - Wilson Racing	1:54.583	9	10	5.514	0.531	76.22
27	90	Aeziah DIVINE	BMU	Honda - Microlise Cresswell Racing	1:55.368	3	4	6.299	0.785	75.70

QUALIFYING LAPTIME (110.0% of 1:49.069) = 1:59.975

28	33	Eli BANISH	USA	Honda - Fibre Tec Honda			1			
----	----	------------	-----	-------------------------	--	--	---	--	--	--

Comments:

#28 - Lap 3 time cancelled - Exceeded Track Limits at Turn 15
 #29 - Lap 10 time cancelled - Exceeded Track Limits at Turn 4
 #71 - Lap 10 time cancelled - Exceeded Track Limits at Turn 4
 #91 - Lap 10 time cancelled - Exceeded Track Limits at Turn 15

Weather / Track : Sunny / Dry

These results are provisional until the conclusion of any judicial and technical matters.

Date: 20/04/2024 Start: 13:40 Finish: 14:00

Circuito de Navarra: 2.4261 miles

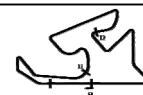
Race Director: Stuart Higgs

Stewards:

Timekeeper: Richard Evans

S. Higgs

R. EVANS



Digitally Approved at 14:19 Saturday, 20 April 2024

Digitally Approved at 14:18 Saturday, 20 April 2024

Results can be found at www.tsl-timing.com

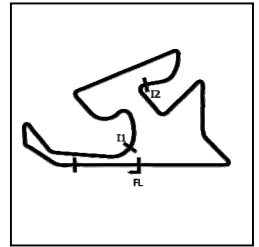
Printed - 14:07 Saturday, 20 April 2024

MCRCB BULLETIN TK057

2024 Bennetts British Superbike Championship - Round 1

2024 R&G British Talent Cup

QUALIFYING - SECTOR ANALYSIS



SECTOR 1 = FL to I1, SECTOR 2 = I1 to I2 SECTOR 3 = I2 to I3, SECTOR 4 = I3 to FL, DIFF = Difference To Personal Best Lap, P = Crossed Finish Line in Pit Lane, D = Time Disallowed

P1 40		Julian CORREA		Honda - Microlise Cresswell Racing				
IDEAL LAP TIME : 1:49.069		BEST LAP TIME : 1:49.069		DIFFERENCE : 0.000				
LAP	SECTOR 1	SECTOR 2	SECTOR 3	SPEED TRAP	LAP TIME	MPH	DIFF	TIME OF DAY
1-	OUTLAP	40.220	41.888	91.1	1:57.775	74.15	8.706	13:43:21.554
2-	30.519	39.308	41.501	116.6	1:51.328	78.45	2.259	13:45:12.882
3-	30.194	39.173	41.144	116.6	1:50.511 (3)	79.03	1.442	13:47:03.393
4-	30.076	39.517	41.258	117.7	1:50.851	78.79	1.782	13:48:54.244
5-	30.009	38.931	40.997	116.6	1:49.937 (2)	79.44	0.868	13:50:44.181
6-	29.807	38.539	40.723	117.7	1:49.069 (1)	80.07		13:52:33.250
7-	29.933	39.598	IN PIT	117.1	2:57.189 P	49.29	1:08.120	13:55:30.439
8-	OUTLAP	41.402	45.790	91.1	2:03.003	71.00	13.934	13:57:33.442
9-	31.680	40.691	42.250	116.6	1:54.621	76.19	5.552	13:59:28.063
10-	30.334	39.717	42.185	116.0	1:52.236	77.81	3.167	14:01:20.299

P2 29		Lucas BROWN		Honda - SENCAT Talent Team / Mortimer Racing				
IDEAL LAP TIME : 1:48.936		BEST LAP TIME : 1:49.259		DIFFERENCE : 0.323				
LAP	SECTOR 1	SECTOR 2	SECTOR 3	SPEED TRAP	LAP TIME	MPH	DIFF	TIME OF DAY
1-	OUTLAP	40.823	41.864	86.6	1:58.017	74.00	8.758	13:42:51.181
2-	31.572	43.325	42.650	114.9	1:57.547	74.30	8.288	13:44:48.728
3-	29.996	38.784	40.919	116.6	1:49.699	79.61	0.440	13:46:38.427
4-	30.163	38.975	40.802	116.0	1:49.940	79.44	0.681	13:48:28.367
5-	29.906	38.883	40.857	114.9	1:49.646 (3)	79.65	0.387	13:50:18.013
6-	30.206	38.440	40.650	114.9	1:49.296 (2)	79.91	0.037	13:52:07.309
7-	29.998	39.348	40.857	115.5	1:50.203	79.25	0.944	13:53:57.512
8-	30.098	38.543	40.618	114.9	1:49.259 (1)	79.93		13:55:46.771
9-	29.997	40.461	40.810	115.5	1:51.268	78.49	2.009	13:57:38.039
10-	30.078	39.681	41.434	117.1	1:51.493 D	78.54	1.934	13:59:29.232
11-	29.878	39.097	40.862	115.5	1:49.837	79.51	0.578	14:01:19.069

P3 43		Amanuel BRINTON		Honda - Kovara Projects / RS Racing				
IDEAL LAP TIME : 1:49.234		BEST LAP TIME : 1:49.284		DIFFERENCE : 0.050				
LAP	SECTOR 1	SECTOR 2	SECTOR 3	SPEED TRAP	LAP TIME	MPH	DIFF	TIME OF DAY
1-	OUTLAP	39.753	41.941	91.1	1:57.813	74.13	8.529	13:42:36.579
2-	31.174	40.185	41.109	114.4	1:52.468	77.65	3.184	13:44:29.047
3-	30.690	38.932	40.762	116.0	1:50.384	79.12	1.100	13:46:19.431
4-	30.384	38.823	40.637	116.0	1:49.844	79.51	0.560	13:48:09.275
5-	30.443	38.580	40.823	114.9	1:49.846	79.51	0.562	13:49:59.121
6-	30.359	38.733	40.814	116.0	1:49.906	79.46	0.622	13:51:49.027
7-	30.314	38.552	40.678	118.2	1:49.544 (3)	79.73	0.260	13:53:38.571
8-	30.314	38.482	40.699	114.9	1:49.495 (2)	79.76	0.211	13:55:28.066
9-	30.405	38.720	40.726	115.5	1:49.851	79.50	0.567	13:57:17.917
10-	30.228	38.527	40.529	114.4	1:49.284 (1)	79.92		13:59:07.201
11-	30.223	38.544	41.205	115.5	1:49.972	79.42	0.688	14:00:57.173

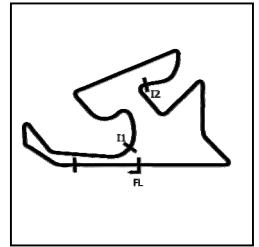
P4 88		Mason FOSTER		Honda - BRP Racing				
IDEAL LAP TIME : 1:49.591		BEST LAP TIME : 1:49.758		DIFFERENCE : 0.167				
LAP	SECTOR 1	SECTOR 2	SECTOR 3	SPEED TRAP	LAP TIME	MPH	DIFF	TIME OF DAY
1-	OUTLAP	41.684	42.602	89.1	2:01.464	71.90	11.706	13:42:08.050
2-	31.206	39.890	41.456	118.8	1:52.552	77.60	2.794	13:44:00.602
3-	30.274	39.512	40.927	118.2	1:50.713	78.88	0.955	13:45:51.315
4-	31.058	39.472	41.551	120.0	1:52.081	77.92	2.323	13:47:43.396
5-	30.103	39.226	40.824	118.2	1:50.153 (3)	79.29	0.395	13:49:33.549
6-	32.686	41.443	41.168	117.1	1:55.297	75.75	5.539	13:51:28.846
7-	30.301	41.772	41.060	119.4	1:53.133	77.20	3.375	13:53:21.979
8-	30.134	38.898	40.819	119.4	1:49.851 (2)	79.50	0.093	13:55:11.830
9-	34.672	39.334	40.692	117.7	1:54.698	76.14	4.940	13:57:06.528
10-	30.056	39.299	42.418	117.1	1:51.773	78.14	2.015	13:58:58.301
11-	30.117	39.004	40.637	117.1	1:49.758 (1)	79.57		14:00:48.059

MCRCB BULLETIN TK057

2024 Bennetts British Superbike Championship - Round 1

2024 R&G British Talent Cup

QUALIFYING - SECTOR ANALYSIS



SECTOR 1 = FL to I1, SECTOR 2 = I1 to I2, SECTOR 3 = I2 to I3, SECTOR 4 = I3 to FL, DIFF = Difference To Personal Best Lap, P = Crossed Finish Line in Pit Lane, D = Time Disallowed

P5 76		Charlie HUNTINGFORD			Honda - Mototechniks			
IDEAL LAP TIME : 1:50.022		BEST LAP TIME : 1:50.023		DIFFERENCE : 0.001				
LAP	SECTOR 1	SECTOR 2	SECTOR 3	SPEED TRAP	LAP TIME	MPH	DIFF	TIME OF DAY
1-	OUTLAP	40.301	42.387	90.1	2:00.285	72.61	10.262	13:42:51.765
2-	31.157	39.903	41.632	116.6	1:52.692	77.50	2.669	13:44:44.457
3-	30.468	39.116	41.599	117.1	1:51.183	78.55	1.160	13:46:35.640
4-	30.628	42.892	IN PIT	113.9	5:39.777 P	25.70	3:49.754	13:52:15.417
5-	OUTLAP	39.540	41.555	88.8	1:59.023	73.38	9.000	13:54:14.440
6-	34.211	42.317	41.382	112.3	1:57.910	74.07	7.887	13:56:12.350
7-	30.410	38.817	41.094	114.9	1:50.321 (3)	79.17	0.298	13:58:02.671
8-	30.263	38.725	41.035	116.0	1:50.023 (1)	79.38		13:59:52.694
9-	30.355	38.805	41.034	114.9	1:50.194 (2)	79.26	0.171	14:01:42.888

P6 75		Filip SUROWIAK			Honda - Team City Lifting / RS Racing			
IDEAL LAP TIME : 1:49.869		BEST LAP TIME : 1:50.027		DIFFERENCE : 0.158				
LAP	SECTOR 1	SECTOR 2	SECTOR 3	SPEED TRAP	LAP TIME	MPH	DIFF	TIME OF DAY
1-	OUTLAP	40.586	IN PIT	87.5	2:18.251 P	63.17	28.224	13:43:10.449
2-	OUTLAP	39.771	41.489	88.8	1:56.217	75.15	6.190	13:45:06.666
3-	30.366	39.288	41.202	117.1	1:50.856	78.78	0.829	13:46:57.522
4-	30.336	39.466	41.240	116.6	1:51.042	78.65	1.015	13:48:48.564
5-	30.360	38.978	41.073	116.0	1:50.411	79.10	0.384	13:50:38.975
6-	30.151	38.976	40.900	116.6	1:50.027 (1)	79.38		13:52:29.002
7-	30.965	39.834	41.098	120.6	1:51.897	78.05	1.870	13:54:20.899
8-	30.292	38.928	41.189	116.6	1:50.409	79.10	0.382	13:56:11.308
9-	30.165	39.030	40.862	115.5	1:50.057 (3)	79.35	0.030	13:58:01.365
10-	30.243	38.882	40.942	116.6	1:50.067	79.35	0.040	13:59:51.432
11-	30.274	38.856	40.913	116.6	1:50.043 (2)	79.37	0.016	14:01:41.475

P7 66		Ronnie HARRIS			Honda - Kovara Projects / RS Racing			
IDEAL LAP TIME : 1:50.195		BEST LAP TIME : 1:50.195		DIFFERENCE : 0.000				
LAP	SECTOR 1	SECTOR 2	SECTOR 3	SPEED TRAP	LAP TIME	MPH	DIFF	TIME OF DAY
1-	OUTLAP	40.838	IN PIT	88.8	2:18.275 P	63.16	28.080	13:43:11.203
2-	OUTLAP	40.005	41.682	91.1	1:56.262	75.12	6.067	13:45:07.465
3-	30.499	39.509	41.285	116.6	1:51.293	78.47	1.098	13:46:58.758
4-	30.567	39.446	41.176	117.1	1:51.189 (3)	78.55	0.994	13:48:49.947
5-	30.292	39.293	40.884	116.6	1:50.469 (2)	79.06	0.274	13:50:40.416
6-	30.251	39.154	40.790	117.7	1:50.195 (1)	79.26		13:52:30.611
7-	30.377	39.737	IN PIT	117.7	2:22.968 P	61.09	32.773	13:54:53.579
8-	OUTLAP	39.998	41.545	89.1	1:58.998	73.39	8.803	13:56:52.577
9-	30.517	39.480	41.219	114.9	1:51.216	78.53	1.021	13:58:43.793
10-	30.685	39.253	41.292	114.9	1:51.230	78.52	1.035	14:00:35.023

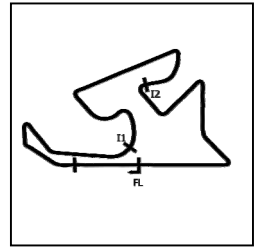
P8 7		Harley McCABE			Honda - McCabe Racing by Motorbike Buyers			
IDEAL LAP TIME : 1:50.243		BEST LAP TIME : 1:50.323		DIFFERENCE : 0.080				
LAP	SECTOR 1	SECTOR 2	SECTOR 3	SPEED TRAP	LAP TIME	MPH	DIFF	TIME OF DAY
1-	OUTLAP	41.445	42.240	92.1	2:00.167	72.68	9.844	13:42:41.989
2-	31.187	39.873	41.650	116.6	1:52.710	77.49	2.387	13:44:34.699
3-	30.446	39.374	41.345	117.1	1:51.165	78.56	0.842	13:46:25.864
4-	30.359	39.279	41.353	116.6	1:50.991	78.69	0.668	13:48:16.855
5-	30.256	39.214	41.221	115.5	1:50.691 (3)	78.90	0.368	13:50:07.546
6-	30.231	39.106	40.986	116.0	1:50.323 (1)	79.16		13:51:57.869
7-	30.151	39.280	41.056	117.7	1:50.487 (2)	79.05	0.164	13:53:48.356
8-	31.083	40.413	IN PIT	116.6	2:29.054 P	58.59	38.731	13:56:17.410
9-	OUTLAP	40.122	41.609	85.4	1:57.563	74.29	7.240	13:58:14.973
10-	30.531	39.612	42.069	116.6	1:52.212	77.83	1.889	14:00:07.185

MCRCB BULLETIN TK057

2024 Bennetts British Superbike Championship - Round 1

2024 R&G British Talent Cup

QUALIFYING - SECTOR ANALYSIS



SECTOR 1 = FL to I1, SECTOR 2 = I1 to I2 SECTOR 3 = I2 to I3, SECTOR 4 = I3 to FL, DIFF = Difference To Personal Best Lap, P = Crossed Finish Line in Pit Lane, D = Time Disallowed

P9 48		Ollie WALKER			Honda - Fibre Tec Honda			
IDEAL LAP TIME : 1:50.957		BEST LAP TIME : 1:50.994		DIFFERENCE : 0.037				
LAP	SECTOR 1	SECTOR 2	SECTOR 3	SPEED TRAP	LAP TIME	MPH	DIFF	TIME OF DAY
1-	OUTLAP	41.442	42.454	90.4	2:00.108	72.71	9.114	13:42:08.340
2-	31.493	40.051	41.555	120.0	1:53.099	77.22	2.105	13:44:01.439
3-	30.619	39.600	41.244	117.7	1:51.463	78.35	0.469	13:45:52.902
4-	30.688	39.378	41.395	117.7	1:51.461	78.36	0.467	13:47:44.363
5-	30.625	39.470	41.683	116.6	1:51.778	78.13	0.784	13:49:36.141
6-	30.603	39.637	41.513	118.8	1:51.753	78.15	0.759	13:51:27.894
7-	33.056	40.775	41.797	115.5	1:55.628	75.53	4.634	13:53:23.522
8-	30.719	39.202	41.317	116.0	1:51.238 (3)	78.51	0.244	13:55:14.760
9-	30.580	39.204	41.210	117.1	1:50.994 (1)	78.68		13:57:05.754
10-	30.682	39.638	42.064	114.4	1:52.384	77.71	1.390	13:58:58.138
11-	30.783	39.167	41.239	114.9	1:51.189 (2)	78.55	0.195	14:00:49.327

P10 71		Daniel GOODMAN			Honda - Fibre Tec Honda			
IDEAL LAP TIME : 1:50.933		BEST LAP TIME : 1:51.071		DIFFERENCE : 0.138				
LAP	SECTOR 1	SECTOR 2	SECTOR 3	SPEED TRAP	LAP TIME	MPH	DIFF	TIME OF DAY
1-	31.029	39.857	41.755	115.5	1:52.641	77.53	1.570	13:43:55.687
2-	31.034	39.877	41.866	116.6	1:52.777	77.44	1.706	13:45:48.464
3-	30.687	39.341	41.624	116.0	1:51.652 (2)	78.22	0.581	13:47:40.116
4-	30.776	39.960	42.872	113.3	1:53.608	76.87	2.537	13:49:33.724
5-	31.805	41.691	41.539	114.9	1:55.035	75.92	3.964	13:51:28.759
6-	30.942	40.300	41.757	117.7	1:52.999	77.29	1.928	13:53:21.758
7-	31.179	39.285	41.453	115.5	1:51.917 (3)	78.04	0.846	13:55:13.675
8-	30.458	39.172	41.441	116.6	1:51.071 (1)	78.63		13:57:04.746
9-	30.672	41.270	41.911	114.4	1:53.853	76.71	2.782	13:58:58.599
10-	30.744	39.197	41.303	116.0	1:51.244 D	78.51	0.173	14:00:49.843

P11 91		Joshua RAYMOND Jnr			Honda - Fibre Tec Honda			
IDEAL LAP TIME : 1:50.931		BEST LAP TIME : 1:51.093		DIFFERENCE : 0.162				
LAP	SECTOR 1	SECTOR 2	SECTOR 3	SPEED TRAP	LAP TIME	MPH	DIFF	TIME OF DAY
1-	OUTLAP	41.397	41.915	90.1	1:59.867	72.86	8.774	13:42:11.160
2-	31.186	40.733	42.339	120.6	1:54.258	76.44	3.165	13:44:05.418
3-	31.357	40.424	41.304	112.3	1:53.085	77.23	1.992	13:45:58.503
4-	30.399	40.052	42.016	118.2	1:52.467 (3)	77.65	1.374	13:47:50.970
5-	30.820	40.129	41.528	114.9	1:52.477	77.65	1.384	13:49:43.447
6-	30.703	39.413	41.266	114.9	1:51.382 (2)	78.41	0.289	13:51:34.829
7-	30.471	39.503	41.119	116.0	1:51.093 (1)	78.61		13:53:25.922
8-	31.249	41.491	IN PIT	117.7	3:52.234 P	37.60	2:01.141	13:57:18.156
9-	OUTLAP	41.323	41.754	90.4	1:59.635	73.00	8.542	13:59:17.791
10-	30.657	39.744	41.940	115.5	1:52.344 D	77.74	1.248	14:01:10.132

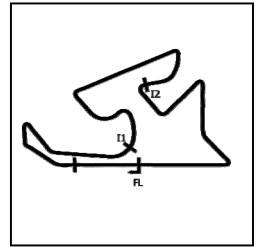
P12 64		Clayton EDMUNDS			Honda - Team City Lifting / RS Racing			
IDEAL LAP TIME : 1:50.787		BEST LAP TIME : 1:51.141		DIFFERENCE : 0.354				
LAP	SECTOR 1	SECTOR 2	SECTOR 3	SPEED TRAP	LAP TIME	MPH	DIFF	TIME OF DAY
1-	OUTLAP	41.606	42.371	93.9	2:00.047	72.75	8.906	13:42:42.466
2-	30.909	40.088	41.578	117.7	1:52.575	77.58	1.434	13:44:35.041
3-	31.116	39.818	41.629	115.5	1:52.563	77.59	1.422	13:46:27.604
4-	30.574	39.835	41.563	116.6	1:51.972	78.00	0.831	13:48:19.576
5-	30.838	39.837	41.346	116.0	1:52.021	77.96	0.880	13:50:11.597
6-	30.595	39.663	41.551	116.6	1:51.809	78.11	0.668	13:52:03.406
7-	30.321	39.717	41.315	117.7	1:51.353 (2)	78.43	0.212	13:53:54.759
8-	30.455	39.408	41.278	117.1	1:51.141 (1)	78.58		13:55:45.900
9-	30.590	39.835	41.146	116.6	1:51.571 (3)	78.28	0.430	13:57:37.471
10-	30.719	40.087	41.460	116.6	1:52.266	77.79	1.125	13:59:29.737
11-	30.233	39.512	41.829	117.1	1:51.574	78.28	0.433	14:01:21.311

MCRCB BULLETIN TK057

2024 Bennetts British Superbike Championship - Round 1

2024 R&G British Talent Cup

QUALIFYING - SECTOR ANALYSIS



SECTOR 1 = FL to I1, SECTOR 2 = I1 to I2 SECTOR 3 = I2 to I3, SECTOR 4 = I3 to FL, DIFF = Difference To Personal Best Lap, P = Crossed Finish Line in Pit Lane, D = Time Disallowed

P13 24		Ryan FROST		Honda - Fibre Tec Honda					
IDEAL LAP TIME : 1:51.470		BEST LAP TIME : 1:51.503		DIFFERENCE : 0.033					
LAP	SECTOR 1	SECTOR 2	SECTOR 3	SPEED TRAP	LAP TIME	MPH	DIFF	TIME OF DAY	
1-	OUTLAP	40.553	42.361	93.5	1:59.714	72.95	8.211	13:42:09.851	
2-	31.613	40.869	42.711	111.3	1:55.193	75.82	3.690	13:44:05.044	
3-	30.682	39.922	41.630	121.2	1:52.234 (3)	77.82	0.731	13:45:57.278	
4-	30.467	39.674	41.782	120.6	1:51.923 (2)	78.03	0.420	13:47:49.201	
5-	30.520	39.885	IN PIT	119.4	3:48.287 P	38.25	1:56.784	13:51:37.488	
6-	OUTLAP	41.926	41.534	93.2	2:03.129	70.93	11.626	13:53:40.617	
7-	30.480	39.536	41.487	120.0	1:51.503 (1)	78.33		13:55:32.120	
8-	30.447	48.909	42.724	120.0	2:02.080	71.54	10.577	13:57:34.200	
9-	30.590	41.440	41.915	119.4	1:53.945	76.65	2.442	13:59:28.145	
10-	30.636	39.923	42.030	118.2	1:52.589	77.57	1.086	14:01:20.734	

P14 42		Ben JOLLIFFE		Honda - Wilson Racing					
IDEAL LAP TIME : 1:51.525		BEST LAP TIME : 1:51.525		DIFFERENCE : 0.000					
LAP	SECTOR 1	SECTOR 2	SECTOR 3	SPEED TRAP	LAP TIME	MPH	DIFF	TIME OF DAY	
1-	OUTLAP	41.901	43.172	87.5	2:03.062	70.97	11.537	13:42:09.303	
2-	32.351	41.017	42.671	111.3	1:56.039	75.26	4.514	13:44:05.342	
3-	31.100	40.261	41.698	114.4	1:53.059	77.25	1.534	13:45:58.401	
4-	31.151	40.041	41.837	115.5	1:53.029	77.27	1.504	13:47:51.430	
5-	31.064	39.986	41.724	116.6	1:52.774	77.44	1.249	13:49:44.204	
6-	30.923	39.576	41.434	113.3	1:51.933 (2)	78.02	0.408	13:51:36.137	
7-	30.804	39.833	41.462	113.9	1:52.099 (3)	77.91	0.574	13:53:28.236	
8-	30.935	40.035	41.603	112.8	1:52.573	77.58	1.048	13:55:20.809	
9-	30.803	39.561	41.161	111.3	1:51.525 (1)	78.31		13:57:12.334	
10-	31.073	39.746	41.887	109.8	1:52.706	77.49	1.181	13:59:05.040	

P15 99		Peter WILLIS		Honda - Microlise Cresswell Racing					
IDEAL LAP TIME : 1:51.396		BEST LAP TIME : 1:51.589		DIFFERENCE : 0.193					
LAP	SECTOR 1	SECTOR 2	SECTOR 3	SPEED TRAP	LAP TIME	MPH	DIFF	TIME OF DAY	
1-	OUTLAP	41.038	42.495	91.4	2:01.347	71.97	9.758	13:42:10.740	
2-	36.737	40.603	42.046	119.4	1:59.386	73.15	7.797	13:44:10.126	
3-	31.438	41.185	IN PIT	119.4	3:53.381 P	37.42	2:01.792	13:48:03.507	
4-	OUTLAP	41.076	42.726	95.3	1:58.436	73.74	6.847	13:50:01.943	
5-	31.641	39.850	41.525	115.5	1:53.016	77.28	1.427	13:51:54.959	
6-	30.798	39.525	41.266	117.7	1:51.589 (1)	78.27		13:53:46.548	
7-	30.605	39.825	41.634	118.2	1:52.064 (2)	77.93	0.475	13:55:38.612	
8-	30.836	39.971	42.394	117.7	1:53.201	77.15	1.612	13:57:31.813	
9-	30.886	40.717	42.301	117.1	1:53.904	76.67	2.315	13:59:25.717	
10-	30.893	39.852	41.376	116.6	1:52.121 (3)	77.89	0.532	14:01:17.838	

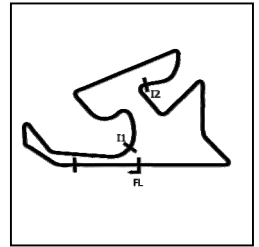
P16 16		Jack BURROWS		Honda - Burrows Engineering / RK Racing					
IDEAL LAP TIME : 1:51.574		BEST LAP TIME : 1:51.725		DIFFERENCE : 0.151					
LAP	SECTOR 1	SECTOR 2	SECTOR 3	SPEED TRAP	LAP TIME	MPH	DIFF	TIME OF DAY	
1-	OUTLAP	41.816	42.713	93.9	2:00.092	72.72	8.367	13:42:18.305	
2-	31.918	41.206	42.108	114.9	1:55.232	75.79	3.507	13:44:13.537	
3-	30.933	40.334	41.745	116.6	1:53.012	77.28	1.287	13:46:06.549	
4-	30.742	39.996	42.019	116.6	1:52.757	77.45	1.032	13:47:59.306	
5-	30.986	40.088	41.993	116.0	1:53.067	77.24	1.342	13:49:52.373	
6-	30.873	40.133	41.711	114.9	1:52.717 (3)	77.48	0.992	13:51:45.090	
7-	31.037	39.880	43.521	115.5	1:54.438	76.32	2.713	13:53:39.528	
8-	32.281	39.616	41.615	115.5	1:53.512	76.94	1.787	13:55:33.040	
9-	30.723	39.541	41.555	116.6	1:51.819 (2)	78.10	0.094	13:57:24.859	
10-	30.641	39.692	41.392	112.8	1:51.725 (1)	78.17		13:59:16.584	
11-	32.902	51.016	42.214	112.8	2:06.132	69.24	14.407	14:01:22.716	

MCRCB BULLETIN TK057

2024 Bennetts British Superbike Championship - Round 1

2024 R&G British Talent Cup

QUALIFYING - SECTOR ANALYSIS



SECTOR 1 = FL to I1, SECTOR 2 = I1 to I2 SECTOR 3 = I2 to I3, SECTOR 4 = I3 to FL, DIFF = Difference To Personal Best Lap, P = Crossed Finish Line in Pit Lane, D = Time Disallowed

P17 2		Josh BANNISTER			Honda - Fibre Tec Honda			
IDEAL LAP TIME : 1:51.822		BEST LAP TIME : 1:51.822		DIFFERENCE : 0.000				
LAP	SECTOR 1	SECTOR 2	SECTOR 3	SPEED TRAP	LAP TIME	MPH	DIFF	TIME OF DAY
1-	31.590	39.965	42.013	115.5	1:53.568	76.90	1.746	13:43:57.429
2-	31.578	39.782	41.717	112.8	1:53.077	77.24	1.255	13:45:50.506
3-	31.452	39.549	41.674	112.8	1:52.675	77.51	0.853	13:47:43.181
4-	31.311	39.706	41.670	111.3	1:52.687	77.50	0.865	13:49:35.868
5-	31.225	39.616	41.324	112.8	1:52.165 (2)	77.86	0.343	13:51:28.033
6-	31.302	40.346	45.189	113.9	1:56.837	74.75	5.015	13:53:24.870
7-	31.464	40.458	IN PIT	110.8	2:12.826 P	65.75	21.004	13:55:37.696
8-	OUTLAP	39.815	41.526	32.9	2:05.732	69.46	13.910	13:57:43.428
9-	31.249	39.740	41.586	110.8	1:52.575 (3)	77.58	0.753	13:59:36.003
10-	31.080	39.492	41.250	111.3	1:51.822 (1)	78.10		14:01:27.825

P18 19		Scott McPHEE			Honda - SMP Racing			
IDEAL LAP TIME : 1:52.084		BEST LAP TIME : 1:52.559		DIFFERENCE : 0.475				
LAP	SECTOR 1	SECTOR 2	SECTOR 3	SPEED TRAP	LAP TIME	MPH	DIFF	TIME OF DAY
1-	OUTLAP	41.562	43.094	88.1	2:02.161	71.49	9.602	13:42:09.588
2-	31.243	40.531	42.227	114.4	1:54.001	76.61	1.442	13:44:03.589
3-	31.235	40.403	42.023	119.4	1:53.661	76.84	1.102	13:45:57.250
4-	31.305	40.678	IN PIT	118.8	2:05.261 P	69.72	12.702	13:48:02.511
5-	OUTLAP	40.330	42.481	95.3	1:56.972	74.66	4.413	13:49:59.483
6-	30.680	40.012	41.920	117.7	1:52.612	77.55	0.053	13:51:52.095
7-	30.593	39.762	42.500	117.7	1:52.855	77.39	0.296	13:53:44.950
8-	30.466	39.914	42.179	116.6	1:52.559 (1)	77.59		13:55:37.509
9-	30.581	40.132	42.364	115.5	1:53.077	77.24	0.518	13:57:30.586
10-	30.692	39.976	41.904	114.4	1:52.572 (2)	77.58	0.013	13:59:23.158
11-	30.903	39.819	41.856	113.3	1:52.578 (3)	77.58	0.019	14:01:15.736

P19 28		Charlie BARNES			Honda - SENCAT Talent Team / Mortimer Racing			
IDEAL LAP TIME : 1:52.838		BEST LAP TIME : 1:52.838		DIFFERENCE : 0.000				
LAP	SECTOR 1	SECTOR 2	SECTOR 3	SPEED TRAP	LAP TIME	MPH	DIFF	TIME OF DAY
1-	OUTLAP	40.893	42.606	94.6	1:58.851	73.48	6.013	13:42:53.134
2-	33.856	40.770	42.451	116.0	1:57.077	74.60	4.239	13:44:50.211
3-	31.160	40.584	42.751	116.0	1:54.495 D	76.28	1.657	13:46:44.706
4-	31.314	40.675	42.576	114.4	1:54.565	76.23	1.727	13:48:39.271
5-	31.318	40.209	42.569	112.8	1:54.096 (3)	76.55	1.258	13:50:33.367
6-	31.446	40.560	42.339	113.9	1:54.345	76.38	1.507	13:52:27.712
7-	31.640	42.039	IN PIT	113.3	3:02.311 P	47.90	1:09.473	13:55:30.023
8-	OUTLAP	40.971	42.459	79.8	2:00.468	72.50	7.630	13:57:30.491
9-	31.314	40.256	42.174	113.9	1:53.744 (2)	76.78	0.906	13:59:24.235
10-	30.941	39.952	41.945	113.3	1:52.838 (1)	77.40		14:01:17.073

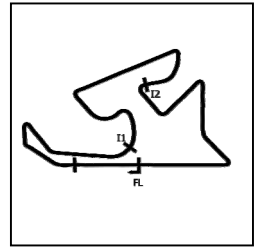
P20 67		George BOWES			Honda - Microlise Cresswell Racing			
IDEAL LAP TIME : 1:53.065		BEST LAP TIME : 1:53.237		DIFFERENCE : 0.172				
LAP	SECTOR 1	SECTOR 2	SECTOR 3	SPEED TRAP	LAP TIME	MPH	DIFF	TIME OF DAY
1-	OUTLAP	41.284	42.290	89.4	2:01.262	72.02	8.025	13:42:10.935
2-	36.683	40.851	41.915	120.6	1:59.449	73.12	6.212	13:44:10.384
3-	31.414	41.327	IN PIT	120.6	3:53.390 P	37.42	2:00.153	13:48:03.774
4-	OUTLAP	41.211	42.467	94.2	1:58.217	73.88	4.980	13:50:01.991
5-	31.847	40.757	41.877	114.4	1:54.481	76.29	1.244	13:51:56.472
6-	31.130	40.223	41.888	117.7	1:53.241 (2)	77.12	0.004	13:53:49.713
7-	31.184	40.058	41.995	117.1	1:53.237 (1)	77.13		13:55:42.950
8-	34.906	40.963	45.665	117.7	2:01.534	71.86	8.297	13:57:44.484
9-	31.366	40.194	42.108	117.1	1:53.668 (3)	76.83	0.431	13:59:38.152
10-	31.171	40.658	42.260	116.6	1:54.089	76.55	0.852	14:01:32.241

MCRCB BULLETIN TK057

2024 Bennetts British Superbike Championship - Round 1

2024 R&G British Talent Cup

QUALIFYING - SECTOR ANALYSIS



SECTOR 1 = FL to I1, SECTOR 2 = I1 to I2 SECTOR 3 = I2 to I3, SECTOR 4 = I3 to FL, DIFF = Difference To Personal Best Lap, P = Crossed Finish Line in Pit Lane, D = Time Disallowed

P21 65		Alexander ROWAN		Honda - Alexander Rowan Racing					
IDEAL LAP TIME : 1:53.005		BEST LAP TIME : 1:53.455		DIFFERENCE : 0.450					
LAP	SECTOR 1	SECTOR 2	SECTOR 3	SPEED TRAP	LAP TIME	MPH	DIFF	TIME OF DAY	
1-	OUTLAP	41.072	42.758	95.7	1:59.016	73.38	5.561	13:42:53.713	
2-	31.164	40.892	42.886	116.6	1:54.942	75.98	1.487	13:44:48.655	
3-	30.859	40.279	42.317	114.9	1:53.455 (1)	76.98		13:46:42.110	
4-	31.144	41.791	42.304	113.3	1:55.239	75.79	1.784	13:48:37.349	
5-	31.279	40.206	42.101	112.8	1:53.586 (2)	76.89	0.131	13:50:30.935	
6-	31.716	43.891	42.115	112.3	1:57.722	74.19	4.267	13:52:28.657	
7-	31.072	40.706	41.940	114.9	1:53.718 (3)	76.80	0.263	13:54:22.375	
8-	31.027	44.742	IN PIT	112.8	3:58.448 P	36.62	2:04.993	13:58:20.823	
9-	OUTLAP	40.380	43.057	92.1	1:58.988	73.40	5.533	14:00:19.811	

P22 11		Iwan JONES		Honda - Jones Brothers Racing					
IDEAL LAP TIME : 1:53.084		BEST LAP TIME : 1:53.510		DIFFERENCE : 0.426					
LAP	SECTOR 1	SECTOR 2	SECTOR 3	SPEED TRAP	LAP TIME	MPH	DIFF	TIME OF DAY	
1-	OUTLAP	42.267	43.137	90.7	2:02.805	71.12	9.295	13:42:07.750	
2-	31.885	40.863	42.699	115.5	1:55.447	75.65	1.937	13:44:03.197	
3-	31.352	40.403	42.096	116.0	1:53.851 (2)	76.71	0.341	13:45:57.048	
4-	31.335	40.279	42.513	115.5	1:54.127 (3)	76.52	0.617	13:47:51.175	
5-	31.057	42.933	IN PIT	117.1	6:25.981 P	22.62	4:32.471	13:54:17.156	
6-	OUTLAP	40.793	42.564	52.6	2:02.876	71.08	9.366	13:56:20.032	
7-	31.288	40.238	41.984	113.9	1:53.510 (1)	76.94		13:58:13.542	
8-	30.949	40.151	45.068	114.4	1:56.168	75.18	2.658	14:00:09.710	

P23 72		Samuel MUNSON		Honda - Wilson Racing					
IDEAL LAP TIME : 1:53.371		BEST LAP TIME : 1:53.582		DIFFERENCE : 0.211					
LAP	SECTOR 1	SECTOR 2	SECTOR 3	SPEED TRAP	LAP TIME	MPH	DIFF	TIME OF DAY	
1-	OUTLAP	42.300	43.256	89.1	2:03.120	70.93	9.538	13:42:09.940	
2-	31.915	41.487	42.811	116.6	1:56.213	75.15	2.631	13:44:06.153	
3-	31.400	40.979	43.275	116.6	1:55.654	75.51	2.072	13:46:01.807	
4-	31.497	41.562	43.054	114.4	1:56.113	75.22	2.531	13:47:57.920	
5-	31.746	40.847	42.777	111.8	1:55.370	75.70	1.788	13:49:53.290	
6-	31.903	42.181	42.774	110.8	1:56.858	74.74	3.276	13:51:50.148	
7-	30.925	40.817	42.669	118.2	1:54.411	76.33	0.829	13:53:44.559	
8-	31.570	40.624	42.198	112.8	1:54.392 (3)	76.35	0.810	13:55:38.951	
9-	31.136	40.375	42.071	114.9	1:53.582 (1)	76.89		13:57:32.533	
10-	31.021	40.864	42.300	113.3	1:54.185 (2)	76.49	0.603	13:59:26.718	
11-	31.012	40.663	43.142	113.9	1:54.817	76.06	1.235	14:01:21.535	

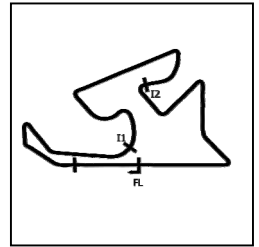
P24 14		Bill HARRIS		Honda - Team Harris Racing / RS Racing					
IDEAL LAP TIME : 1:53.735		BEST LAP TIME : 1:53.972		DIFFERENCE : 0.237					
LAP	SECTOR 1	SECTOR 2	SECTOR 3	SPEED TRAP	LAP TIME	MPH	DIFF	TIME OF DAY	
1-	OUTLAP	42.939	43.204	85.4	2:05.476	69.60	11.504	13:42:13.327	
2-	32.080	41.308	42.844	114.4	1:56.232	75.14	2.260	13:44:09.559	
3-	31.606	41.287	42.379	115.5	1:55.272	75.76	1.300	13:46:04.831	
4-	31.421	40.722	42.613	115.5	1:54.756	76.11	0.784	13:47:59.587	
5-	31.320	40.784	42.266	115.5	1:54.370	76.36	0.398	13:49:53.957	
6-	31.501	40.808	42.007	115.5	1:54.316 (2)	76.40	0.344	13:51:48.273	
7-	31.670	40.654	42.033	114.9	1:54.357 (3)	76.37	0.385	13:53:42.630	
8-	31.726	40.552	42.515	113.9	1:54.793	76.08	0.821	13:55:37.423	
9-	31.600	40.817	42.260	111.8	1:54.677	76.16	0.705	13:57:32.100	
10-	31.252	40.489	42.231	115.5	1:53.972 (1)	76.63		13:59:26.072	
11-	31.239	40.528	46.946	116.0	1:58.713	73.57	4.741	14:01:24.785	

MCRCB BULLETIN TK057

2024 Bennetts British Superbike Championship - Round 1

2024 R&G British Talent Cup

QUALIFYING - SECTOR ANALYSIS



SECTOR 1 = FL to I1, SECTOR 2 = I1 to I2, SECTOR 3 = I2 to I3, SECTOR 4 = I3 to FL, DIFF = Difference To Personal Best Lap, P = Crossed Finish Line in Pit Lane, D = Time Disallowed

P25 12		Tyler KING		Honda - Microlise Cresswell Racing					
IDEAL LAP TIME : 1:53.888		BEST LAP TIME : 1:54.052		DIFFERENCE : 0.164					
LAP	SECTOR 1	SECTOR 2	SECTOR 3	SPEED TRAP	LAP TIME	MPH	DIFF	TIME OF DAY	
1-	OUTLAP	41.009	43.326	89.8	2:00.563	72.44	6.511	13:42:43.679	
2-	32.563	40.595	43.296	106.5	1:56.454	75.00	2.402	13:44:40.133	
3-	31.820	40.774	42.997	111.3	1:55.591	75.56	1.539	13:46:35.724	
4-	31.512	40.712	42.920	114.4	1:55.144 (3)	75.85	1.092	13:48:30.868	
5-	31.849	40.652	43.619	112.8	1:56.120	75.21	2.068	13:50:26.988	
6-	32.989	54.647	IN PIT	110.3	4:55.497 P	29.55	3:01.445	13:55:22.485	
7-	OUTLAP	40.291	42.520	7.5	2:23.744	60.76	29.692	13:57:46.229	
8-	31.327	40.356	42.369	112.3	1:54.052 (1)	76.58		13:59:40.281	
9-	31.612	40.192	42.659	111.8	1:54.463 (2)	76.30	0.411	14:01:34.744	

P26 13		Raheesh KHATRI		Honda - Wilson Racing					
IDEAL LAP TIME : 1:54.420		BEST LAP TIME : 1:54.583		DIFFERENCE : 0.163					
LAP	SECTOR 1	SECTOR 2	SECTOR 3	SPEED TRAP	LAP TIME	MPH	DIFF	TIME OF DAY	
1-	OUTLAP	42.308	43.813	91.8	2:03.256	70.86	8.673	13:42:09.329	
2-	31.871	40.854	43.104	115.5	1:55.829	75.40	1.246	13:44:05.158	
3-	31.497	41.643	43.413	116.0	1:56.553	74.93	1.970	13:46:01.711	
4-	31.897	41.573	42.829	113.3	1:56.299	75.10	1.716	13:47:58.010	
5-	32.003	41.184	42.658	110.8	1:55.845	75.39	1.262	13:49:53.855	
6-	32.027	41.093	43.040	113.9	1:56.160	75.19	1.577	13:51:50.015	
7-	31.562	40.645	42.570	115.5	1:54.777 (2)	76.09	0.194	13:53:44.792	
8-	33.858	40.781	42.937	111.8	1:57.576	74.28	2.993	13:55:42.368	
9-	31.651	40.482	42.450	112.8	1:54.583 (1)	76.22		13:57:36.951	
10-	31.488	40.823	42.961	111.3	1:55.272 (3)	75.76	0.689	13:59:32.223	

P27 90		Aeziah DIVINE		Honda - Microlise Cresswell Racing					
IDEAL LAP TIME : 1:55.330		BEST LAP TIME : 1:55.368		DIFFERENCE : 0.038					
LAP	SECTOR 1	SECTOR 2	SECTOR 3	SPEED TRAP	LAP TIME	MPH	DIFF	TIME OF DAY	
1-	OUTLAP	46.108	46.337	73.4	2:12.718	65.80	17.350	13:42:36.639	
2-	32.533	42.037	43.468	108.8	1:58.038 (3)	73.99	2.670	13:44:34.677	
3-	31.766	40.869	42.733	113.9	1:55.368 (1)	75.70		13:46:30.045	
4-	31.728	41.587	43.005	112.8	1:56.320 (2)	75.08	0.952	13:48:26.365	

P28 33		Eli BANISH		Honda - Fibre Tec Honda					
IDEAL LAP TIME :		BEST LAP TIME :		DIFFERENCE :					
LAP	SECTOR 1	SECTOR 2	SECTOR 3	SPEED TRAP	LAP TIME	MPH	DIFF	TIME OF DAY	
1-	OUTLAP	40.969	42.268	91.8	1:59.040	73.37		13:42:03.667	

MCRCB BULLETIN TK058

2024 Bennetts British Superbike Championship - Round 1

2024 R&G British Talent Cup

QUALIFYING - BEST SECTORS

SECTOR 1				SECTOR 2				SECTOR 3				IDEAL / BEST COMPARISON			
POS	NO	NAME	TIME	NO	NAME	TIME	NO	NAME	TIME	POS	NO	NAME	IDEAL	BEST	DIFF
													PERFECT LAP	1:48.776	
1	40	CORREA	29.807	29	BROWN	38.440	43	BRINTON	40.529	1	29	BROWN	1:48.936	1:49.259	0.323
2	29	BROWN	29.878	43	BRINTON	38.482	29	BROWN	40.618	2	40	CORREA	1:49.069	1:49.069	0.000
3	88	FOSTER	30.056	40	CORREA	38.539	88	FOSTER	40.637	3	43	BRINTON	1:49.234	1:49.284	0.050
4	75	SUROWIAK	30.151	76	HUNTINGFORD	38.725	40	CORREA	40.723	4	88	FOSTER	1:49.591	1:49.758	0.167
5	7	McCABE	30.151	75	SUROWIAK	38.856	66	HARRIS	40.790	5	75	SUROWIAK	1:49.869	1:50.027	0.158
6	43	BRINTON	30.223	88	FOSTER	38.898	75	SUROWIAK	40.862	6	76	HUNTINGFORD	1:50.022	1:50.023	0.001
7	64	EDMUNDS	30.233	7	McCABE	39.106	7	McCABE	40.986	7	66	HARRIS	1:50.195	1:50.195	0.000
8	66	HARRIS	30.251	66	HARRIS	39.154	76	HUNTINGFORD	41.034	8	7	McCABE	1:50.243	1:50.323	0.080
9	76	HUNTINGFORD	30.263	48	WALKER	39.167	91	RAYMOND Jnr	41.119	9	64	EDMUNDS	1:50.787	1:51.141	0.354
10	91	RAYMOND Jnr	30.399	71	GOODMAN	39.172	64	EDMUNDS	41.146	10	91	RAYMOND Jnr	1:50.931	1:51.093	0.162
11	24	FROST	30.447	64	EDMUNDS	39.408	42	JOLLIFFE	41.161	11	71	GOODMAN	1:50.933	1:51.071	0.138
12	71	GOODMAN	30.458	91	RAYMOND Jnr	39.413	48	WALKER	41.210	12	48	WALKER	1:50.957	1:50.994	0.037
13	19	McPHEE	30.466	2	BANNISTER	39.492	2	BANNISTER	41.250	13	99	WILLIS	1:51.396	1:51.589	0.193
14	48	WALKER	30.580	99	WILLIS	39.525	99	WILLIS	41.266	14	24	FROST	1:51.470	1:51.503	0.033
15	99	WILLIS	30.605	24	FROST	39.536	71	GOODMAN	41.303	15	42	JOLLIFFE	1:51.525	1:51.525	0.000
16	16	BURROWS	30.641	16	BURROWS	39.541	16	BURROWS	41.392	16	16	BURROWS	1:51.574	1:51.725	0.151
17	42	JOLLIFFE	30.803	42	JOLLIFFE	39.561	24	FROST	41.487	17	2	BANNISTER	1:51.822	1:51.822	0.000
18	65	ROWAN	30.859	19	McPHEE	39.762	19	McPHEE	41.856	18	19	McPHEE	1:52.084	1:52.559	0.475
19	72	MUNSON	30.925	28	BARNES	39.952	67	BOWES	41.877	19	28	BARNES	1:52.838	1:52.838	0.000
20	28	BARNES	30.941	67	BOWES	40.058	65	ROWAN	41.940	20	65	ROWAN	1:53.005	1:53.455	0.450
21	11	JONES	30.949	11	JONES	40.151	28	BARNES	41.945	21	67	BOWES	1:53.065	1:53.237	0.172
22	2	BANNISTER	31.080	12	KING	40.192	11	JONES	41.984	22	11	JONES	1:53.084	1:53.510	0.426
23	67	BOWES	31.130	65	ROWAN	40.206	14	HARRIS	42.007	23	72	MUNSON	1:53.371	1:53.582	0.211
24	14	HARRIS	31.239	72	MUNSON	40.375	72	MUNSON	42.071	24	14	HARRIS	1:53.735	1:53.972	0.237
25	12	KING	31.327	13	KHATRI	40.482	33	BANISH	42.268	25	12	KING	1:53.888	1:54.052	0.164
26	13	KHATRI	31.488	14	HARRIS	40.489	12	KING	42.369	26	13	KHATRI	1:54.420	1:54.583	0.163
27	90	DIVINE	31.728	90	DIVINE	40.869	13	KHATRI	42.450	27	90	DIVINE	1:55.330	1:55.368	0.038
28				33	BANISH	40.969	90	DIVINE	42.733	28	33	BANISH			

MCRCB BULLETIN TK059

2024 Bennetts British Superbike Championship - Round 1

2024 R&G British Talent Cup

QUALIFYING - BEST SPEEDS

POS	NO	NAME	VMAX	MPH
1	24	FROST		121.2
2	75	SUROWIAK		120.6
3	91	RAYMOND Jnr		120.6
4	67	BOWES		120.6
5	88	FOSTER		120.0
6	48	WALKER		120.0
7	99	WILLIS		119.4
8	19	McPHEE		119.4
9	43	BRINTON		118.2
10	72	MUNSON		118.2
11	40	CORREA		117.7
12	66	HARRIS		117.7
13	7	McCABE		117.7
14	71	GOODMAN		117.7
15	64	EDMUNDS		117.7
16	29	BROWN		117.1
17	76	HUNTINGFORD		117.1
18	11	JONES		117.1
19	42	JOLLIFFE		116.6
20	16	BURROWS		116.6
21	65	ROWAN		116.6
22	33	BANISH		116.6
23	28	BARNES		116.0
24	14	HARRIS		116.0
25	13	KHATRI		116.0
26	2	BANNISTER		115.5
27	12	KING		114.4
28	90	DIVINE		113.9

MCRCB BULLETIN TK060

2024 Bennetts British Superbike Championship - Round 1

2024 R&G British Talent Cup

QUALIFYING - STATISTICS

Competitors Started	28
Planned Start	2024-04-20 @ 13:40:00.000
Actual Start	2024-04-20 @ 13:40:01.787
Finish Time	2024-04-20 @ 14:00:01.787
Track Length	2.4261mi.
Total Laps	270
Total Distance Covered	655.0588mi.

Session Fastest Lap History

NO	NAME	LAP TIME	TIME OF DAY	LAP	VEHICLE
71	Daniel GOODMAN	1:52.641	13:43:55.687	1	Honda
88	Mason FOSTER	1:52.552	13:44:00.602	2	Honda
43	Amanuel BRINTON	1:52.468	13:44:29.047	2	Honda
40	Julian CORREA	1:51.328	13:45:12.882	2	Honda
88	Mason FOSTER	1:50.713	13:45:51.315	3	Honda
43	Amanuel BRINTON	1:50.384	13:46:19.431	3	Honda
29	Lucas BROWN	1:49.699	13:46:38.427	3	Honda
29	Lucas BROWN	1:49.646	13:50:18.013	5	Honda
29	Lucas BROWN	1:49.296	13:52:07.309	6	Honda
40	Julian CORREA	1:49.069	13:52:33.250	6	Honda

Flag History

TYPE	TIME OF DAY
GREEN	13:40:01.787
FINISH	14:00:01.787

Flag Statistics

TYPE	COUNT	TOTAL LAPS	TOTAL TIME
Green	1	11	23:24.026
Red	0	0	0.000
Safety Car	0	0	0.000
FCY	0	0	0.000

MCRCB BULLETIN TK061

2024 Bennetts British Superbike Championship - Round 1

2024 R&G British Talent Cup

QUALIFYING - SESSION NOTES

TIME	MESSAGE
13:43:39	NO. 33 FALLER AT T1 - RIDER OK
13:46:52	NO.28 - EXCEEDED TRACK LIMITS - T15 - LAPTIME CANCELLED
13:51:18	NO.90 STOPPED TECHNICAL PROBLEM - T15
13:58:36	NO.29 - EXCEEDED TRACK LIMITS - T4 - LAPTIME CANCELLED
14:00:14	NO.71 - EXCEEDED TRACK LIMITS - T4 - LAPTIME CANCELLED
14:01:16	NO.91 - EXCEEDED TRACK LIMITS - T15 - LAPTIME CANCELLED

MCRCB BULLETIN TK062

2024 Bennetts British Superbike Championship - Round 1

2024 R&G British Talent Cup

QUALIFYING - WEATHER CONDITIONS

