

FREE PRACTICE 2 - CLASSIFICATION

POS	NO	NAME	NAT	ENTRY	TIME	ON	LAPS	GAP	DIFF	MPH
1	43	Amanuel BRINTON	GBR	Honda - Kovara Projects / RS Racing	1:49.292	10	11			79.91
2	75	Filip SUROWIAK	GBR	Honda - Team City Lifting / RS Racing	1:49.787	11	11	0.495	0.495	79.55
3	29	Lucas BROWN	GBR	Honda - SENCAT Talent Team / Mortimer Racing	1:49.858	9	11	0.566	0.071	79.50
4	40	Julian CORREA	USA	Honda - Microlise Cresswell Racing	1:49.863	10	11	0.571	0.005	79.50
5	88	Mason FOSTER	GBR	Honda - BRP Racing	1:50.361	11	11	1.069	0.498	79.14
6	76	Charlie HUNTINGFORD	GBR	Honda - Mototechniks	1:50.713	9	10	1.421	0.352	78.88
7	7	Harley McCABE	GBR	Honda - McCabe Racing by Motorbike Buyers	1:50.877	10	11	1.585	0.164	78.77
8	24	Ryan FROST	GBR	Honda - Fibre Tec Honda	1:50.928	8	8	1.636	0.051	78.73
9	99	Peter WILLIS	GBR	Honda - Microlise Cresswell Racing	1:51.347	8	10	2.055	0.419	78.44
10	48	Ollie WALKER	GBR	Honda - Fibre Tec Honda	1:51.695	3	8	2.403	0.348	78.19
11	66	Ronnie HARRIS	GBR	Honda - Kovara Projects / RS Racing	1:51.724	4	5	2.432	0.029	78.17
12	2	Josh BANNISTER	GBR	Honda - Fibre Tec Honda	1:51.834	7	9	2.542	0.110	78.09
13	91	Joshua RAYMOND Jnr	USA	Honda - Fibre Tec Honda	1:51.959	4	8	2.667	0.125	78.01
14	61	Harrison MACKAY	GBR	Honda - Wilson Racing / HMR	1:52.392	3	7	3.100	0.433	77.71
15	71	Daniel GOODMAN	GBR	Honda - Fibre Tec Honda	1:52.399	6	8	3.107	0.007	77.70
16	33	Eli BANISH	USA	Honda - Fibre Tec Honda	1:52.763	9	9	3.471	0.364	77.45
17	16	Jack BURROWS	GBR	Honda - Burrows Engineering / RK Racing	1:52.779	3	4	3.487	0.016	77.44
18	64	Clayton EDMUNDS	GBR	Honda - Team City Lifting / RS Racing	1:52.784	4	10	3.492	0.005	77.44
19	19	Scott McPHEE	GBR	Honda - SMP Racing	1:52.999	10	11	3.707	0.215	77.29
20	65	Alexander ROWAN	GBR	Honda - Alexander Rowan Racing	1:53.297	5	11	4.005	0.298	77.09
21	67	George BOWES	GBR	Honda - Microlise Cresswell Racing	1:53.484	3	10	4.192	0.187	76.96
22	42	Ben JOLLIFFE	GBR	Honda - Wilson Racing	1:53.508	7	10	4.216	0.024	76.94
23	28	Charlie BARNES	GBR	Honda - SENCAT Talent Team / Mortimer Racing	1:53.888	4	9	4.596	0.380	76.69
24	11	Iwan JONES	GBR	Honda - Jones Brothers Racing	1:54.013	9	10	4.721	0.125	76.60
25	14	Bill HARRIS	GBR	Honda - Team Harris Racing / RS Racing	1:54.645	10	11	5.353	0.632	76.18
26	13	Raheesh KHATRI	IND	Honda - Wilson Racing	1:54.717	10	10	5.425	0.072	76.13
27	12	Tyler KING	NZL	Honda - Microlise Cresswell Racing	1:55.926	4	8	6.634	1.209	75.34
28	90	Aeziah DIVINE	BMU	Honda - Microlise Cresswell Racing	1:56.194	8	10	6.902	0.268	75.16
29	72	Samuel MUNSON	GBR	Honda - Wilson Racing	1:56.438	2	3	7.146	0.244	75.01

QUALIFYING LAPTIME (110.0% of 1:49.292) = 2:00.221

Comments:

#28 - Lap 3 time cancelled - Exceeded Track Limits at Turn 4
 #75 - Lap 4 time cancelled - Exceeded Track Limits at Turn 4
 #90 - Lap 4 time cancelled - Exceeded Track Limits at Turn 15
 #71 - Lap 4, 5 & 7 times cancelled - Exceeded Track Limits at Turn 4
 #33 - Exceeded Pit Lane Speed Limit - First Offence - Warning
 #11 - Exceeded Pit Lane Speed Limit - First Offence - Warning
 #24 - Exceeded Pit Lane Speed Limit - First Offence - Warning
 #28 - Lap 7 time cancelled - Exceeded Track Limits at Turn 15

Weather / Track : Sunny / Dry

These results are provisional until the conclusion of any judicial and technical matters.

Date: 20/04/2024 Start: 11:50 Finish: 12:10

Circuito de Navarra: 2.4261 miles

Race Director: Stuart Higgs <i>S. Higgs</i> <small>Digitally Approved at 12:29 Saturday, 20 April 2024</small>	Stewards:	Timekeeper: Richard Evans <i>R. EVANS</i> <small>Digitally Approved at 12:26 Saturday, 20 April 2024</small>	
----------------------------------------------------------------------------------------------------------------------	-----------	--------------------------------------------------------------------------------------------------------------------	---------------------------------------------------------------------------------------

Results can be found at www.tsl-timing.com

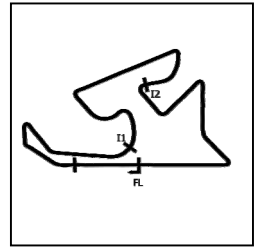
Printed - 12:18 Saturday, 20 April 2024

MCRCB BULLETIN TK031

2024 Bennetts British Superbike Championship - Round 1

2024 R&G British Talent Cup

FREE PRACTICE 2 - SECTOR ANALYSIS



SECTOR 1 = FL to I1, SECTOR 2 = I1 to I2 SECTOR 3 = I2 to I3, SECTOR 4 = I3 to FL, DIFF = Difference To Personal Best Lap, P = Crossed Finish Line in Pit Lane, D = Time Disallowed

P1 43		Amanuel BRINTON			Honda - Kovara Projects / RS Racing			
IDEAL LAP TIME : 1:49.245		BEST LAP TIME : 1:49.292		DIFFERENCE : 0.047				
LAP	SECTOR 1	SECTOR 2	SECTOR 3	SPEED TRAP	LAP TIME	MPH	DIFF	TIME OF DAY
1-	OUTLAP	40.436	42.659	85.7	2:01.535	71.86	12.243	11:52:48.540
2-	31.338	39.609	41.233	113.3	1:52.180	77.85	2.888	11:54:40.720
3-	30.585	39.197	40.864	116.6	1:50.646	78.93	1.354	11:56:31.366
4-	30.314	39.110	40.934	117.1	1:50.358	79.14	1.066	11:58:21.724
5-	32.539	40.515	41.112	117.7	1:54.166	76.50	4.874	12:00:15.890
6-	30.395	38.774	IN PIT	118.2	2:07.756 P	68.36	18.464	12:02:23.646
7-	OUTLAP	42.571	41.353	59.8	2:02.289	71.42	12.997	12:04:25.935
8-	30.427	38.823	40.840	120.6	1:50.090 (3)	79.33	0.798	12:06:16.025
9-	30.385	39.830	41.508	116.0	1:51.723	78.17	2.431	12:08:07.748
10-	30.122	38.539	40.631	117.1	1:49.292 (1)	79.91		12:09:57.040
11-	30.075	38.683	40.721	120.6	1:49.479 (2)	79.77	0.187	12:11:46.519

P2 75		Filip SUROWIAK			Honda - Team City Lifting / RS Racing			
IDEAL LAP TIME : 1:49.404		BEST LAP TIME : 1:49.787		DIFFERENCE : 0.383				
LAP	SECTOR 1	SECTOR 2	SECTOR 3	SPEED TRAP	LAP TIME	MPH	DIFF	TIME OF DAY
1-	OUTLAP	40.426	42.598	95.0	1:59.929	72.82	10.142	11:52:48.760
2-	33.218	39.587	41.354	115.5	1:54.159	76.50	4.372	11:54:42.919
3-	30.309	39.156	41.046	120.0	1:50.511	79.03	0.724	11:56:33.430
4-	29.920	38.972	40.654	120.0	1:49.546 D	79.73		11:58:22.976
5-	31.433	39.338	41.132	119.4	1:51.903	78.05	2.116	12:00:14.879
6-	29.951	38.910	IN PIT	120.0	2:08.280 P	68.08	18.493	12:02:23.159
7-	OUTLAP	41.150	41.440	60.1	2:01.772	71.72	11.985	12:04:24.931
8-	30.132	38.954	42.828	118.2	1:51.914	78.04	2.127	12:06:16.845
9-	30.054	39.014	41.015	120.0	1:50.083 (3)	79.34	0.296	12:08:06.928
10-	30.055	39.072	40.795	118.2	1:49.922 (2)	79.45	0.135	12:09:56.850
11-	30.163	39.050	40.574	119.4	1:49.787 (1)	79.55		12:11:46.637

P3 29		Lucas BROWN			Honda - SENCAT Talent Team / Mortimer Racing			
IDEAL LAP TIME : 1:49.551		BEST LAP TIME : 1:49.858		DIFFERENCE : 0.307				
LAP	SECTOR 1	SECTOR 2	SECTOR 3	SPEED TRAP	LAP TIME	MPH	DIFF	TIME OF DAY
1-	OUTLAP	42.271	43.573	86.9	2:02.463	71.32	12.605	11:52:29.453
2-	30.792	39.572	41.274	117.1	1:51.638	78.23	1.780	11:54:21.091
3-	30.270	38.977	40.893	114.9	1:50.140	79.30	0.282	11:56:11.231
4-	30.191	39.381	41.101	115.5	1:50.673	78.91	0.815	11:58:01.904
5-	30.135	39.010	40.868	115.5	1:50.013 (3)	79.39	0.155	11:59:51.917
6-	30.187	39.136	40.953	114.4	1:50.276	79.20	0.418	12:01:42.193
7-	30.106	38.984	40.969	115.5	1:50.059	79.35	0.201	12:03:32.252
8-	32.073	42.931	41.467	114.4	1:56.471	74.98	6.613	12:05:28.723
9-	30.115	38.752	40.991	114.9	1:49.858 (1)	79.50		12:07:18.581
10-	30.045	38.998	40.822	115.5	1:49.865 (2)	79.49	0.007	12:09:08.446
11-	30.327	38.974	40.754	113.9	1:50.055	79.36	0.197	12:10:58.501

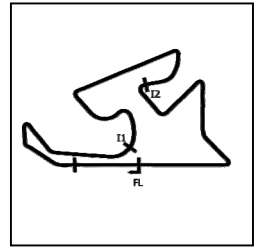
P4 40		Julian CORREA			Honda - Microlise Cresswell Racing			
IDEAL LAP TIME : 1:49.850		BEST LAP TIME : 1:49.863		DIFFERENCE : 0.013				
LAP	SECTOR 1	SECTOR 2	SECTOR 3	SPEED TRAP	LAP TIME	MPH	DIFF	TIME OF DAY
1-	OUTLAP	43.104	42.881	89.1	2:02.610	71.23	12.747	11:53:11.149
2-	30.408	39.482	41.595	116.6	1:51.485	78.34	1.622	11:55:02.634
3-	30.323	39.422	41.067	116.6	1:50.812	78.81	0.949	11:56:53.446
4-	30.033	39.328	40.975	118.8	1:50.336 (3)	79.15	0.473	11:58:43.782
5-	29.964	39.117	41.283	119.4	1:50.364	79.13	0.501	12:00:34.146
6-	30.183	40.871	42.364	118.2	1:53.418	77.00	3.555	12:02:27.564
7-	30.251	39.316	41.144	115.5	1:50.711	78.89	0.848	12:04:18.275
8-	30.214	39.786	41.449	117.1	1:51.449	78.36	1.586	12:06:09.724
9-	30.132	39.051	41.021	117.1	1:50.204 (2)	79.25	0.341	12:07:59.928
10-	29.924	39.064	40.875	117.1	1:49.863 (1)	79.50		12:09:49.791
11-	32.635	40.062	42.079	118.2	1:54.776	76.09	4.913	12:11:44.567

MCRCB BULLETIN TK031

2024 Bennetts British Superbike Championship - Round 1

2024 R&G British Talent Cup

FREE PRACTICE 2 - SECTOR ANALYSIS



SECTOR 1 = FL to I1, SECTOR 2 = I1 to I2 SECTOR 3 = I2 to I3, SECTOR 4 = I3 to FL, DIFF = Difference To Personal Best Lap, P = Crossed Finish Line in Pit Lane, D = Time Disallowed

P5 88		Mason FOSTER			Honda - BRP Racing			
IDEAL LAP TIME : 1:50.361		BEST LAP TIME : 1:50.361		DIFFERENCE : 0.000				
LAP	SECTOR 1	SECTOR 2	SECTOR 3	SPEED TRAP	LAP TIME	MPH	DIFF	TIME OF DAY
1-	OUTLAP	42.673	43.839	84.8	2:03.681	70.61	13.320	11:52:15.710
2-	31.678	41.081	42.370	113.9	1:55.129	75.86	4.768	11:54:10.839
3-	31.146	40.310	41.928	114.9	1:53.384	77.03	3.023	11:56:04.223
4-	30.650	39.921	41.575	116.0	1:52.146	77.88	1.785	11:57:56.369
5-	30.520	39.663	41.476	116.6	1:51.659	78.22	1.298	11:59:48.028
6-	30.470	40.186	41.684	115.5	1:52.340	77.74	1.979	12:01:40.368
7-	30.301	40.065	42.221	118.2	1:52.587	77.57	2.226	12:03:32.955
8-	30.442	41.895	41.753	117.1	1:54.090	76.55	3.729	12:05:27.045
9-	30.378	39.370	41.253	116.0	1:51.001 (3)	78.68	0.640	12:07:18.046
10-	30.306	39.608	41.031	115.5	1:50.945 (2)	78.72	0.584	12:09:08.991
11-	30.116	39.337	40.908	117.7	1:50.361 (1)	79.14		12:10:59.352

P6 76		Charlie HUNTINGFORD			Honda - Mototechniks			
IDEAL LAP TIME : 1:50.713		BEST LAP TIME : 1:50.713		DIFFERENCE : 0.000				
LAP	SECTOR 1	SECTOR 2	SECTOR 3	SPEED TRAP	LAP TIME	MPH	DIFF	TIME OF DAY
1-	OUTLAP	41.775	42.957	91.8	2:02.124	71.51	11.411	11:52:35.899
2-	31.163	40.006	41.875	115.5	1:53.044	77.26	2.331	11:54:28.943
3-	31.483	39.581	41.538	118.2	1:52.602	77.56	1.889	11:56:21.545
4-	31.005	40.889	IN PIT	118.2	2:21.058 P	61.91	30.345	11:58:42.603
5-	OUTLAP	40.565	41.979	67.5	2:02.302	71.41	11.589	12:00:44.905
6-	31.695	39.839	41.493	116.6	1:53.027	77.27	2.314	12:02:37.932
7-	30.816	40.062	41.458	115.5	1:52.336	77.74	1.623	12:04:30.268
8-	30.619	39.131	41.616	116.0	1:51.366 (2)	78.42	0.653	12:06:21.634
9-	30.471	38.987	41.255	115.5	1:50.713 (1)	78.88		12:08:12.347
10-	30.621	39.710	41.349	117.1	1:51.680 (3)	78.20	0.967	12:10:04.027

P7 7		Harley McCABE			Honda - McCabe Racing by Motorbike Buyers			
IDEAL LAP TIME : 1:50.759		BEST LAP TIME : 1:50.877		DIFFERENCE : 0.118				
LAP	SECTOR 1	SECTOR 2	SECTOR 3	SPEED TRAP	LAP TIME	MPH	DIFF	TIME OF DAY
1-	OUTLAP	41.875	43.510	85.1	2:07.027	68.75	16.150	11:52:31.994
2-	30.605	39.958	42.464	116.0	1:53.027	77.27	2.150	11:54:25.021
3-	30.986	40.374	43.286	121.2	1:54.646	76.18	3.769	11:56:19.667
4-	30.571	39.819	41.582	116.6	1:51.972	78.00	1.095	11:58:11.639
5-	30.522	39.693	41.629	117.1	1:51.844	78.09	0.967	12:00:03.483
6-	30.616	39.256	41.633	116.6	1:51.505	78.32	0.628	12:01:54.988
7-	30.437	39.726	41.594	115.5	1:51.757	78.15	0.880	12:03:46.745
8-	30.577	39.577	41.568	116.0	1:51.722	78.17	0.845	12:05:38.467
9-	30.535	39.360	41.403	116.0	1:51.298 (3)	78.47	0.421	12:07:29.765
10-	30.404	39.374	41.099	114.9	1:50.877 (1)	78.77		12:09:20.642
11-	30.521	39.385	41.337	116.0	1:51.243 (2)	78.51	0.366	12:11:11.885

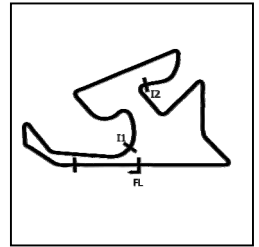
P8 24		Ryan FROST			Honda - Fibre Tec Honda			
IDEAL LAP TIME : 1:50.717		BEST LAP TIME : 1:50.928		DIFFERENCE : 0.211				
LAP	SECTOR 1	SECTOR 2	SECTOR 3	SPEED TRAP	LAP TIME	MPH	DIFF	TIME OF DAY
1-	30.639	40.005	41.645	121.2	1:52.289	77.78	1.361	11:53:58.681
2-	30.684	39.938	41.544	120.0	1:52.166 (3)	77.86	1.238	11:55:50.847
3-	38.713	39.885	IN PIT	118.8	2:19.033 P	62.82	28.105	11:58:09.880
4-	OUTLAP	40.811	41.728	37.0	2:07.201	68.66	16.273	12:00:17.081
5-	30.446	39.695	IN PIT	121.8	2:07.386 P	68.56	16.458	12:02:24.467
6-	OUTLAP	42.459	41.626	70.9	2:01.454	71.91	10.526	12:04:25.921
7-	30.709	39.464	41.139	120.6	1:51.312 (2)	78.46	0.384	12:06:17.233
8-	30.149	39.429	41.350	123.0	1:50.928 (1)	78.73		12:08:08.161

MCRCB BULLETIN TK031

2024 Bennetts British Superbike Championship - Round 1

2024 R&G British Talent Cup

FREE PRACTICE 2 - SECTOR ANALYSIS



SECTOR 1 = FL to I1, SECTOR 2 = I1 to I2 SECTOR 3 = I2 to I3, SECTOR 4 = I3 to FL, DIFF = Difference To Personal Best Lap, P = Crossed Finish Line in Pit Lane, D = Time Disallowed

P9 99		Peter WILLIS			Honda - Microlise Cresswell Racing				
IDEAL LAP TIME : 1:51.347		BEST LAP TIME : 1:51.347		DIFFERENCE : 0.000					
LAP	SECTOR 1	SECTOR 2	SECTOR 3	SPEED TRAP	LAP TIME	MPH	DIFF	TIME OF DAY	
1-	OUTLAP	42.069	42.352	80.9	2:02.743	71.15	11.396	11:52:09.228	
2-	31.028	40.461	42.009	119.4	1:53.498	76.95	2.151	11:54:02.726	
3-	31.018	40.179	41.619	118.2	1:52.816	77.41	1.469	11:55:55.542	
4-	30.970	39.983	41.465	119.4	1:52.418 (3)	77.69	1.071	11:57:47.960	
5-	31.978	41.537	IN PIT	117.1	3:59.552 P	36.46	2:08.205	12:01:47.512	
6-	OUTLAP	41.916	41.592	93.5	1:59.948	72.81	8.601	12:03:47.460	
7-	30.959	39.682	41.294	118.2	1:51.935 (2)	78.02	0.588	12:05:39.395	
8-	30.833	39.378	41.136	117.1	1:51.347 (1)	78.44		12:07:30.742	
9-	30.958	39.783	41.901	117.1	1:52.642	77.53	1.295	12:09:23.384	
10-	31.340	41.273	42.666	116.0	1:55.279	75.76	3.932	12:11:18.663	

P10 48		Ollie WALKER			Honda - Fibre Tec Honda				
IDEAL LAP TIME : 1:51.442		BEST LAP TIME : 1:51.695		DIFFERENCE : 0.253					
LAP	SECTOR 1	SECTOR 2	SECTOR 3	SPEED TRAP	LAP TIME	MPH	DIFF	TIME OF DAY	
1-	31.316	40.384	42.053	118.8	1:53.753	76.78	2.058	11:54:00.560	
2-	30.957	39.915	41.893	118.2	1:52.765 (3)	77.45	1.070	11:55:53.325	
3-	30.702	39.537	41.456	116.6	1:51.695 (1)	78.19		11:57:45.020	
4-	30.590	39.467	IN PIT	116.6	4:48.072 P	30.31	2:56.377	12:02:33.092	
5-	OUTLAP	41.636	42.775	56.4	2:06.273 D	69.16	14.578	12:04:39.365	
6-	30.899	39.651	41.737	116.6	1:52.287 (2)	77.78	0.592	12:06:31.652	
7-	30.519	39.839	43.027	117.7	1:53.385	77.03	1.690	12:08:25.037	
8-	30.525	39.740	43.343	117.7	1:53.608	76.87	1.913	12:10:18.645	

P11 66		Ronnie HARRIS			Honda - Kovara Projects / RS Racing				
IDEAL LAP TIME : 1:51.709		BEST LAP TIME : 1:51.724		DIFFERENCE : 0.015					
LAP	SECTOR 1	SECTOR 2	SECTOR 3	SPEED TRAP	LAP TIME	MPH	DIFF	TIME OF DAY	
1-	OUTLAP	42.445	42.715	96.8	2:02.275	71.43	10.551	11:52:51.609	
2-	31.145	40.235	41.935	116.6	1:53.315	77.07	1.591	11:54:44.924	
3-	30.745	39.784	41.392	117.1	1:51.921 (3)	78.03	0.197	11:56:36.845	
4-	30.722	39.635	41.367	117.1	1:51.724 (1)	78.17		11:58:28.569	
5-	30.720	39.622	41.501	117.7	1:51.843 (2)	78.09	0.119	12:00:20.412	

P12 2		Josh BANNISTER			Honda - Fibre Tec Honda				
IDEAL LAP TIME : 1:51.601		BEST LAP TIME : 1:51.834		DIFFERENCE : 0.233					
LAP	SECTOR 1	SECTOR 2	SECTOR 3	SPEED TRAP	LAP TIME	MPH	DIFF	TIME OF DAY	
1-	31.652	40.767	42.132	113.3	1:54.551	76.24	2.717	11:54:00.868	
2-	31.120	40.531	41.882	114.9	1:53.533	76.93	1.699	11:55:54.401	
3-	31.063	40.076	41.802	116.6	1:52.941 (3)	77.33	1.107	11:57:47.342	
4-	31.426	40.559	IN PIT	112.8	2:47.151 P	52.25	55.317	12:00:34.493	
5-	OUTLAP	40.770	41.993	49.4	2:02.052	71.56	10.218	12:02:36.545	
6-	32.002	40.495	41.467	112.3	1:53.964	76.63	2.130	12:04:30.509	
7-	30.780	39.354	41.700	116.6	1:51.834 (1)	78.09		12:06:22.343	
8-	31.063	40.038	41.603	114.9	1:52.704 (2)	77.49	0.870	12:08:15.047	
9-	30.933	40.730	41.805	115.5	1:53.468	76.97	1.634	12:10:08.515	

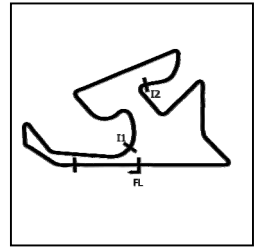
P13 91		Joshua RAYMOND Jnr			Honda - Fibre Tec Honda				
IDEAL LAP TIME : 1:51.905		BEST LAP TIME : 1:51.959		DIFFERENCE : 0.054					
LAP	SECTOR 1	SECTOR 2	SECTOR 3	SPEED TRAP	LAP TIME	MPH	DIFF	TIME OF DAY	
1-	32.154	40.637	42.088	116.6	1:54.879	76.02	2.920	11:54:03.965	
2-	31.404	40.286	41.940	117.7	1:53.630	76.86	1.671	11:55:57.595	
3-	30.714	39.934	41.590	116.6	1:52.238 (2)	77.81	0.279	11:57:49.833	
4-	30.593	39.988	41.378	117.7	1:51.959 (1)	78.01		11:59:41.792	
5-	35.370	41.177	IN PIT	114.9	4:35.705 P	31.67	2:43.746	12:04:17.497	
6-	OUTLAP	41.087	42.508	84.5	2:04.218	70.31	12.259	12:06:21.715	
7-	30.873	40.108	42.071	115.5	1:53.052 (3)	77.25	1.093	12:08:14.767	
8-	30.799	40.790	41.785	116.0	1:53.374	77.03	1.415	12:10:08.141	

MCRCB BULLETIN TK031

2024 Bennetts British Superbike Championship - Round 1

2024 R&G British Talent Cup

FREE PRACTICE 2 - SECTOR ANALYSIS



SECTOR 1 = FL to I1, SECTOR 2 = I1 to I2 SECTOR 3 = I2 to I3, SECTOR 4 = I3 to FL, DIFF = Difference To Personal Best Lap, P = Crossed Finish Line in Pit Lane, D = Time Disallowed

P14 61		Harrison MACKAY			Honda - Wilson Racing / HMR			
IDEAL LAP TIME : 1:52.013		BEST LAP TIME : 1:52.392		DIFFERENCE : 0.379				
LAP	SECTOR 1	SECTOR 2	SECTOR 3	SPEED TRAP	LAP TIME	MPH	DIFF	TIME OF DAY
1-	OUTLAP	43.385	43.881	88.5	2:04.670	70.05	12.278	11:52:46.777
2-	30.741	40.451	43.124	114.4	1:54.316	76.40	1.924	11:54:41.093
3-	30.642	39.738	42.012	116.6	1:52.392 (1)	77.71		11:56:33.485
4-	30.447	39.554	43.165	116.6	1:53.166 (2)	77.17	0.774	11:58:26.651
5-	35.658	42.647	IN PIT	102.5	5:57.715 P	24.41	4:05.323	12:04:24.366
6-	OUTLAP	42.723	42.499	59.8	2:06.811	68.87	14.419	12:06:31.177
7-	30.782	39.841	43.240	113.3	1:53.863 (3)	76.70	1.471	12:08:25.040

P15 71		Daniel GOODMAN			Honda - Fibre Tec Honda			
IDEAL LAP TIME : 1:52.254		BEST LAP TIME : 1:52.399		DIFFERENCE : 0.145				
LAP	SECTOR 1	SECTOR 2	SECTOR 3	SPEED TRAP	LAP TIME	MPH	DIFF	TIME OF DAY
1-	30.842	40.093	41.920	114.4	1:52.855 (2)	77.39	0.456	11:53:57.766
2-	31.211	41.113	IN PIT	115.5	5:15.287 P	27.70	3:22.888	11:59:13.053
3-	OUTLAP	41.958	42.889	88.8	2:02.062	71.55	9.663	12:01:15.115
4-	30.952	41.614	42.606	116.0	4:55.472 D	75.83	2.773	12:03:10.287
5-	31.034	41.146	42.126	115.5	4:54.306 D	76.40	1.907	12:05:04.593
6-	30.781	39.780	41.838	116.0	1:52.399 (1)	77.70		12:06:56.992
7-	30.827	39.635	41.858	115.5	4:52.320 D	77.76		12:08:49.312
8-	31.433	41.098	43.232	113.3	1:55.763 (3)	75.44	3.364	12:10:45.075

P16 33		Eli BANISH			Honda - Fibre Tec Honda			
IDEAL LAP TIME : 1:52.635		BEST LAP TIME : 1:52.763		DIFFERENCE : 0.128				
LAP	SECTOR 1	SECTOR 2	SECTOR 3	SPEED TRAP	LAP TIME	MPH	DIFF	TIME OF DAY
1-	31.269	40.553	42.153	116.0	1:53.975	76.63	1.212	11:54:00.425
2-	31.347	40.474	41.905	118.8	1:53.726	76.79	0.963	11:55:54.151
3-	35.980	40.384	IN PIT	118.2	2:16.022 P	64.21	23.259	11:58:10.173
4-	OUTLAP	43.060	42.335	34.7	2:07.877	68.30	15.114	12:00:18.050
5-	31.262	40.619	IN PIT	117.1	2:06.713 P	68.92	13.950	12:02:24.763
6-	OUTLAP	41.744	41.932	68.1	2:01.017	72.17	8.254	12:04:25.780
7-	31.191	40.270	41.827	116.6	1:53.288 (3)	77.09	0.525	12:06:19.068
8-	30.819	40.130	41.881	117.1	1:52.830 (2)	77.40	0.067	12:08:11.898
9-	30.830	40.247	41.686	117.1	1:52.763 (1)	77.45		12:10:04.661

P17 16		Jack BURROWS			Honda - Burrows Engineering / RK Racing			
IDEAL LAP TIME : 1:52.505		BEST LAP TIME : 1:52.779		DIFFERENCE : 0.274				
LAP	SECTOR 1	SECTOR 2	SECTOR 3	SPEED TRAP	LAP TIME	MPH	DIFF	TIME OF DAY
1-	OUTLAP	41.891	42.987	92.8	2:01.521	71.87	8.742	11:52:36.213
2-	31.121	40.556	41.914	120.6	1:53.591 (2)	76.89	0.812	11:54:29.804
3-	30.936	40.168	41.675	118.2	1:52.779 (1)	77.44		11:56:22.583
4-	30.662	41.581	IN PIT	118.8	3:14.410 P	44.92	1:21.631	11:59:36.993

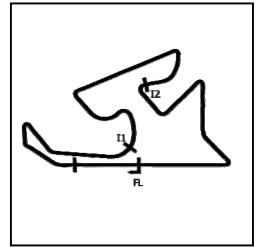
P18 64		Clayton EDMUNDS			Honda - Team City Lifting / RS Racing			
IDEAL LAP TIME : 1:52.641		BEST LAP TIME : 1:52.784		DIFFERENCE : 0.143				
LAP	SECTOR 1	SECTOR 2	SECTOR 3	SPEED TRAP	LAP TIME	MPH	DIFF	TIME OF DAY
1-	OUTLAP	42.228	43.547	84.8	2:03.876	70.50	11.092	11:52:51.840
2-	31.313	40.598	42.208	116.0	1:54.119	76.53	1.335	11:54:45.959
3-	30.872	40.320	41.965	118.8	1:53.157	77.18	0.373	11:56:39.116
4-	30.610	40.248	41.926	117.7	1:52.784 (1)	77.44		11:58:31.900
5-	30.780	40.250	42.038	118.2	1:53.068	77.24	0.284	12:00:24.968
6-	32.815	42.270	IN PIT	117.7	2:29.765 P	58.31	36.981	12:02:54.733
7-	OUTLAP	41.114	42.128	89.8	2:04.427	70.19	11.643	12:04:59.160
8-	30.897	40.197	41.926	118.2	1:53.020	77.27	0.236	12:06:52.180
9-	30.816	40.343	41.834	116.6	1:52.993 (3)	77.29	0.209	12:08:45.173
10-	30.613	40.521	41.850	117.7	1:52.984 (2)	77.30	0.200	12:10:38.157

MCRCB BULLETIN TK031

2024 Bennetts British Superbike Championship - Round 1

2024 R&G British Talent Cup

FREE PRACTICE 2 - SECTOR ANALYSIS



SECTOR 1 = FL to I1, SECTOR 2 = I1 to I2 SECTOR 3 = I2 to I3, SECTOR 4 = I3 to FL, DIFF = Difference To Personal Best Lap, P = Crossed Finish Line in Pit Lane, D = Time Disallowed

P19 19		Scott McPHEE			Honda - SMP Racing			
IDEAL LAP TIME : 1:52.918		BEST LAP TIME : 1:52.999		DIFFERENCE : 0.081				
LAP	SECTOR 1	SECTOR 2	SECTOR 3	SPEED TRAP	LAP TIME	MPH	DIFF	TIME OF DAY
1-	OUTLAP	42.183	44.039	83.6	2:07.737	68.37	14.738	11:52:31.995
2-	31.290	40.317	42.382	112.8	1:53.989	76.62	0.990	11:54:25.984
3-	30.864	40.754	43.111	117.7	1:54.729	76.12	1.730	11:56:20.713
4-	31.125	41.087	42.549	120.6	1:54.761	76.10	1.762	11:58:15.474
5-	30.989	40.195	42.354	116.6	1:53.538	76.92	0.539	12:00:09.012
6-	30.775	40.158	42.465	115.5	1:53.398 (3)	77.02	0.399	12:02:02.410
7-	30.925	40.210	42.144	116.0	1:53.279 (2)	77.10	0.280	12:03:55.689
8-	30.820	40.460	43.045	116.6	1:54.325	76.39	1.326	12:05:50.014
9-	32.335	40.545	42.215	118.2	1:55.095	75.88	2.096	12:07:45.109
10-	30.851	39.999	42.149	114.9	1:52.999 (1)	77.29		12:09:38.108
11-	30.889	40.407	42.454	114.9	1:53.750	76.78	0.751	12:11:31.858

P20 65		Alexander ROWAN			Honda - Alexander Rowan Racing			
IDEAL LAP TIME : 1:52.949		BEST LAP TIME : 1:53.297		DIFFERENCE : 0.348				
LAP	SECTOR 1	SECTOR 2	SECTOR 3	SPEED TRAP	LAP TIME	MPH	DIFF	TIME OF DAY
1-	OUTLAP	41.903	43.456	87.2	2:02.878	71.07	9.581	11:52:28.558
2-	31.855	41.655	42.694	114.9	1:56.204	75.16	2.907	11:54:24.762
3-	31.440	40.882	42.748	116.6	1:55.070	75.90	1.773	11:56:19.832
4-	31.102	40.421	42.114	117.1	1:53.637 (2)	76.85	0.340	11:58:13.469
5-	30.930	40.024	42.343	115.5	1:53.297 (1)	77.09		12:00:06.766
6-	31.341	40.107	42.326	113.3	1:53.774	76.76	0.477	12:02:00.540
7-	31.301	40.389	41.995	112.8	1:53.685 (3)	76.82	0.388	12:03:54.225
8-	31.783	40.816	42.634	112.8	1:55.233	75.79	1.936	12:05:49.458
9-	31.615	42.789	43.283	111.3	1:57.687	74.21	4.390	12:07:47.145
10-	31.409	40.488	42.911	111.3	1:54.808	76.07	1.511	12:09:41.953
11-	31.792	41.213	42.962	111.3	1:55.967	75.31	2.670	12:11:37.920

P21 67		George BOWES			Honda - Microlise Cresswell Racing			
IDEAL LAP TIME : 1:53.330		BEST LAP TIME : 1:53.484		DIFFERENCE : 0.154				
LAP	SECTOR 1	SECTOR 2	SECTOR 3	SPEED TRAP	LAP TIME	MPH	DIFF	TIME OF DAY
1-	OUTLAP	41.522	43.141	93.2	2:00.798	72.30	7.314	11:52:06.214
2-	31.332	40.432	42.167	115.5	1:53.931	76.66	0.447	11:54:00.145
3-	31.217	40.261	42.006	117.1	1:53.484 (1)	76.96		11:55:53.629
4-	31.182	44.249	42.189	118.8	1:57.620	74.25	4.136	11:57:51.249
5-	31.464	45.076	IN PIT	118.8	4:04.399 P	35.73	2:10.915	12:01:55.648
6-	OUTLAP	41.991	42.713	75.0	2:11.789	66.27	18.305	12:04:07.437
7-	31.131	40.719	42.431	117.7	1:54.281	76.42	0.797	12:06:01.718
8-	31.110	40.925	42.365	117.1	1:54.400	76.34	0.916	12:07:56.118
9-	31.063	40.582	42.157	116.0	1:53.802 (2)	76.74	0.318	12:09:49.920
10-	31.110	40.709	42.108	118.8	1:53.927 (3)	76.66	0.443	12:11:43.847

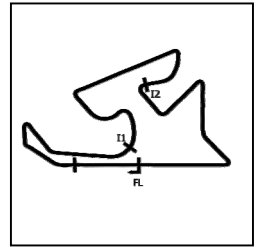
P22 42		Ben JOLLIFFE			Honda - Wilson Racing			
IDEAL LAP TIME : 1:52.943		BEST LAP TIME : 1:53.508		DIFFERENCE : 0.565				
LAP	SECTOR 1	SECTOR 2	SECTOR 3	SPEED TRAP	LAP TIME	MPH	DIFF	TIME OF DAY
1-	OUTLAP	42.523	42.674	92.5	2:01.907	71.64	8.399	11:52:51.954
2-	31.369	40.868	42.295	108.8	1:54.532	76.25	1.024	11:54:46.486
3-	30.977	45.043	42.341	114.9	1:58.361	73.79	4.853	11:56:44.847
4-	31.222	40.202	42.516	113.9	1:53.940	76.65	0.432	11:58:38.787
5-	31.120	40.124	IN PIT	113.3	2:21.791 P	61.59	28.283	12:01:00.578
6-	OUTLAP	41.559	42.179	86.3	2:02.703	71.18	9.195	12:03:03.281
7-	31.255	40.411	41.842	112.8	1:53.508 (1)	76.94		12:04:56.789
8-	31.323	40.157	42.239	112.8	1:53.719 (3)	76.80	0.211	12:06:50.508
9-	31.405	40.125	42.047	111.3	1:53.577 (2)	76.90	0.069	12:08:44.085
10-	31.163	40.520	42.038	112.8	1:53.721	76.80	0.213	12:10:37.806

MCRCB BULLETIN TK031

2024 Bennetts British Superbike Championship - Round 1

2024 R&G British Talent Cup

FREE PRACTICE 2 - SECTOR ANALYSIS



SECTOR 1 = FL to I1, SECTOR 2 = I1 to I2 SECTOR 3 = I2 to I3, SECTOR 4 = I3 to FL, DIFF = Difference To Personal Best Lap, P = Crossed Finish Line in Pit Lane, D = Time Disallowed

P23 28		Charlie BARNES		Honda - SENCAT Talent Team / Mortimer Racing					
IDEAL LAP TIME : 1:53.808		BEST LAP TIME : 1:53.888		DIFFERENCE : 0.080					
LAP	SECTOR 1	SECTOR 2	SECTOR 3	SPEED TRAP	LAP TIME	MPH	DIFF	TIME OF DAY	
1-	OUTLAP	41.610	43.732	83.9	2:02.085	71.54	8.197	11:52:29.372	
2-	31.287	40.639	42.536	113.3	1:54.462	76.30	0.574	11:54:23.834	
3-	31.062	41.325	43.351	116.0	1:55.738 D	75.46	1.850	11:56:19.572	
4-	31.129	40.210	42.549	114.9	1:53.888 (1)	76.69		11:58:13.460	
5-	31.747	44.052	IN PIT	115.5	5:31.082 P	26.38	3:37.194	12:03:44.542	
6-	OUTLAP	40.832	42.708	85.1	1:59.814	72.89	5.926	12:05:44.356	
7-	31.619	40.842	42.676	114.4	1:55.437 D	75.85	1.249	12:07:39.493	
8-	31.445	40.421	42.567	113.3	1:54.433 (3)	76.32	0.545	12:09:33.926	
9-	31.343	40.368	42.630	113.3	1:54.341 (2)	76.38	0.453	12:11:28.267	

P24 11		Iwan JONES		Honda - Jones Brothers Racing					
IDEAL LAP TIME : 1:53.664		BEST LAP TIME : 1:54.013		DIFFERENCE : 0.349					
LAP	SECTOR 1	SECTOR 2	SECTOR 3	SPEED TRAP	LAP TIME	MPH	DIFF	TIME OF DAY	
1-	OUTLAP	41.793	43.878	91.8	2:00.902	72.24	6.889	11:53:11.371	
2-	33.656	41.379	42.862	115.5	1:57.897	74.08	3.884	11:55:09.268	
3-	31.211	41.002	42.511	114.9	1:54.724 (3)	76.13	0.711	11:57:03.992	
4-	31.501	41.700	IN PIT	115.5	2:35.716 P	56.09	41.703	11:59:39.708	
5-	OUTLAP	41.024	42.621	66.3	2:00.500	72.48	6.487	12:01:40.208	
6-	31.163	40.713	42.319	114.9	1:54.195 (2)	76.48	0.182	12:03:34.403	
7-	31.107	41.750	42.599	116.0	1:55.456	75.64	1.443	12:05:29.859	
8-	30.901	41.860	42.732	116.0	1:55.493	75.62	1.480	12:07:25.352	
9-	31.192	40.444	42.377	113.9	1:54.013 (1)	76.60		12:09:19.365	
10-	31.699	41.900	42.745	114.4	1:56.344	75.07	2.331	12:11:15.709	

P25 14		Bill HARRIS		Honda - Team Harris Racing / RS Racing					
IDEAL LAP TIME : 1:54.073		BEST LAP TIME : 1:54.645		DIFFERENCE : 0.572					
LAP	SECTOR 1	SECTOR 2	SECTOR 3	SPEED TRAP	LAP TIME	MPH	DIFF	TIME OF DAY	
1-	OUTLAP	46.052	44.856	82.5	2:12.543	65.89	17.898	11:52:22.972	
2-	32.851	42.034	43.476	106.5	1:58.361	73.79	3.716	11:54:21.333	
3-	32.167	42.221	44.217	111.8	1:58.605	73.64	3.960	11:56:19.938	
4-	31.690	41.482	42.816	115.5	1:55.988	75.30	1.343	11:58:15.926	
5-	31.239	41.204	42.496	116.6	1:54.939 (3)	75.98	0.294	12:00:10.865	
6-	31.520	41.150	44.357	114.4	1:57.027	74.63	2.382	12:02:07.892	
7-	31.658	41.850	42.404	114.9	1:55.912	75.35	1.267	12:04:03.804	
8-	31.760	41.424	42.435	113.3	1:55.619	75.54	0.974	12:05:59.423	
9-	31.476	41.230	42.170	114.9	1:54.876 (2)	76.03	0.231	12:07:54.299	
10-	31.704	40.664	42.277	113.9	1:54.645 (1)	76.18		12:09:48.944	
11-	31.831	41.167	42.695	113.9	1:55.693	75.49	1.048	12:11:44.637	

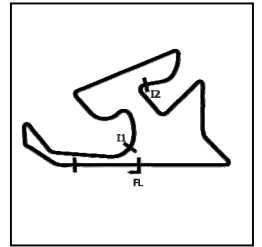
P26 13		Raheesh KHATRI		Honda - Wilson Racing					
IDEAL LAP TIME : 1:54.634		BEST LAP TIME : 1:54.717		DIFFERENCE : 0.083					
LAP	SECTOR 1	SECTOR 2	SECTOR 3	SPEED TRAP	LAP TIME	MPH	DIFF	TIME OF DAY	
1-	OUTLAP	46.706	44.137	77.1	2:13.402	65.47	18.685	11:52:23.029	
2-	32.224	41.922	43.870	112.3	1:58.016	74.00	3.299	11:54:21.045	
3-	32.204	44.181	43.240	112.3	1:59.625	73.01	4.908	11:56:20.670	
4-	31.716	42.041	43.431	117.7	1:57.188	74.53	2.471	11:58:17.858	
5-	31.594	41.680	43.492	113.9	1:56.766	74.80	2.049	12:00:14.624	
6-	31.531	41.191	43.193	112.8	1:55.915	75.34	1.198	12:02:10.539	
7-	31.417	41.401	42.882	112.8	1:55.700	75.48	0.983	12:04:06.239	
8-	31.678	40.965	42.983	113.3	1:55.626 (3)	75.53	0.909	12:06:01.865	
9-	31.566	40.940	42.622	113.3	1:55.128 (2)	75.86	0.411	12:07:56.993	
10-	31.242	41.023	42.452	112.8	1:54.717 (1)	76.13		12:09:51.710	

MCRCB BULLETIN TK031

2024 Bennetts British Superbike Championship - Round 1

2024 R&G British Talent Cup

FREE PRACTICE 2 - SECTOR ANALYSIS



SECTOR 1 = FL to I1, SECTOR 2 = I1 to I2 SECTOR 3 = I2 to I3, SECTOR 4 = I3 to FL, DIFF = Difference To Personal Best Lap, P = Crossed Finish Line in Pit Lane, D = Time Disallowed

P27 12		Tyler KING		Honda - Microlise Cresswell Racing					
IDEAL LAP TIME : 1:55.248		BEST LAP TIME : 1:55.926		DIFFERENCE : 0.678					
LAP	SECTOR 1	SECTOR 2	SECTOR 3	SPEED TRAP	LAP TIME	MPH	DIFF	TIME OF DAY	
1-	OUTLAP	42.329	43.888	88.8	2:06.321	69.14	10.395	11:52:51.573	
2-	33.327	42.256	43.537	110.8	1:59.120	73.32	3.194	11:54:50.693	
3-	32.555	41.549	42.942	112.3	1:57.046	74.62	1.120	11:56:47.739	
4-	32.174	40.877	42.875	112.3	1:55.926 (1)	75.34		11:58:43.665	
5-	31.742	40.992	43.204	113.9	1:55.938 (2)	75.33	0.012	12:00:39.603	
6-	38.535	44.699	IN PIT	108.3	5:31.189 P	26.37	3:35.263	12:06:10.792	
7-	OUTLAP	40.927	42.972	61.9	2:11.014	66.66	15.088	12:08:21.806	
8-	32.463	40.631	43.082	111.3	1:56.176 (3)	75.18	0.250	12:10:17.982	

P28 90		Aeziah DIVINE		Honda - Microlise Cresswell Racing					
IDEAL LAP TIME : 1:55.710		BEST LAP TIME : 1:56.194		DIFFERENCE : 0.484					
LAP	SECTOR 1	SECTOR 2	SECTOR 3	SPEED TRAP	LAP TIME	MPH	DIFF	TIME OF DAY	
1-	OUTLAP	44.397	44.143	81.2	2:10.390	66.98	14.196	11:52:54.313	
2-	32.419	42.060	43.464	113.9	1:57.943	74.05	1.749	11:54:52.256	
3-	32.123	42.208	43.010	114.4	1:57.341	74.43	1.147	11:56:49.597	
4-	32.350	41.730	43.473	113.9	1:57.553 D	74.29	1.359	11:58:47.150	
5-	31.983	41.809	43.537	113.9	1:57.329	74.44	1.135	12:00:44.479	
6-	32.511	41.532	43.361	111.8	1:57.404	74.39	1.210	12:02:41.883	
7-	32.393	41.521	43.615	111.8	1:57.529	74.31	1.335	12:04:39.412	
8-	31.820	41.176	43.198	112.3	1:56.194 (1)	75.16		12:06:35.606	
9-	32.192	41.683	42.714	110.8	1:56.589 (2)	74.91	0.395	12:08:32.195	
10-	32.165	41.643	42.870	111.8	1:56.678 (3)	74.85	0.484	12:10:28.873	

P29 72		Samuel MUNSON		Honda - Wilson Racing					
IDEAL LAP TIME : 1:56.130		BEST LAP TIME : 1:56.438		DIFFERENCE : 0.308					
LAP	SECTOR 1	SECTOR 2	SECTOR 3	SPEED TRAP	LAP TIME	MPH	DIFF	TIME OF DAY	
1-	OUTLAP	42.681	44.411	91.1	2:04.074	70.39	7.636	11:52:32.096	
2-	31.901	41.322	43.215	112.3	1:56.438 (1)	75.01		11:54:28.534	
3-	32.332	41.189	43.040	110.8	1:56.561 (2)	74.93	0.123	11:56:25.095	

MCRCB BULLETIN TK032

2024 Bennetts British Superbike Championship - Round 1

2024 R&G British Talent Cup

FREE PRACTICE 2 - BEST SECTORS

SECTOR 1			SECTOR 2			SECTOR 3			IDEAL / BEST COMPARISON						
POS	NO	NAME	TIME	NO	NAME	TIME	NO	NAME	TIME	POS	NO	NAME	IDEAL	BEST	DIFF
													PERFECT LAP	1:49.033	
1	75	SUROWIAK	29.920	43	BRINTON	38.539	75	SUROWIAK	40.574	1	43	BRINTON	1:49.245	1:49.292	0.047
2	40	CORREA	29.924	29	BROWN	38.752	43	BRINTON	40.631	2	75	SUROWIAK	1:49.404	1:49.787	0.383
3	29	BROWN	30.045	75	SUROWIAK	38.910	29	BROWN	40.754	3	29	BROWN	1:49.551	1:49.858	0.307
4	43	BRINTON	30.075	76	HUNTINGFORD	38.987	40	CORREA	40.875	4	40	CORREA	1:49.850	1:49.863	0.013
5	88	FOSTER	30.116	40	CORREA	39.051	88	FOSTER	40.908	5	88	FOSTER	1:50.361	1:50.361	0.000
6	24	FROST	30.149	7	McCABE	39.256	7	McCABE	41.099	6	76	HUNTINGFORD	1:50.713	1:50.713	0.000
7	7	McCABE	30.404	88	FOSTER	39.337	99	WILLIS	41.136	7	24	FROST	1:50.717	1:50.928	0.211
8	61	MACKAY	30.447	2	BANNISTER	39.354	24	FROST	41.139	8	7	McCABE	1:50.759	1:50.877	0.118
9	76	HUNTINGFORD	30.471	99	WILLIS	39.378	76	HUNTINGFORD	41.255	9	99	WILLIS	1:51.347	1:51.347	0.000
10	48	WALKER	30.519	24	FROST	39.429	66	HARRIS	41.367	10	48	WALKER	1:51.442	1:51.695	0.253
11	91	RAYMOND Jnr	30.593	48	WALKER	39.467	91	RAYMOND Jnr	41.378	11	2	BANNISTER	1:51.601	1:51.834	0.233
12	64	EDMUNDS	30.610	61	MACKAY	39.554	48	WALKER	41.456	12	66	HARRIS	1:51.709	1:51.724	0.015
13	16	BURROWS	30.662	66	HARRIS	39.622	2	BANNISTER	41.467	13	91	RAYMOND Jnr	1:51.905	1:51.959	0.054
14	66	HARRIS	30.720	71	GOODMAN	39.635	16	BURROWS	41.675	14	61	MACKAY	1:52.013	1:52.392	0.379
15	19	McPHEE	30.775	91	RAYMOND Jnr	39.934	33	BANISH	41.686	15	71	GOODMAN	1:52.254	1:52.399	0.145
16	2	BANNISTER	30.780	19	McPHEE	39.999	64	EDMUNDS	41.834	16	16	BURROWS	1:52.505	1:52.779	0.274
17	71	GOODMAN	30.781	65	ROWAN	40.024	71	GOODMAN	41.838	17	33	BANISH	1:52.635	1:52.763	0.128
18	33	BANISH	30.819	42	JOLLIFFE	40.124	42	JOLLIFFE	41.842	18	64	EDMUNDS	1:52.641	1:52.784	0.143
19	99	WILLIS	30.833	33	BANISH	40.130	65	ROWAN	41.995	19	19	McPHEE	1:52.918	1:52.999	0.081
20	11	JONES	30.901	16	BURROWS	40.168	67	BOWES	42.006	20	42	JOLLIFFE	1:52.943	1:53.508	0.565
21	65	ROWAN	30.930	64	EDMUNDS	40.197	61	MACKAY	42.012	21	65	ROWAN	1:52.949	1:53.297	0.348
22	42	JOLLIFFE	30.977	28	BARNES	40.210	19	McPHEE	42.144	22	67	BOWES	1:53.330	1:53.484	0.154
23	28	BARNES	31.062	67	BOWES	40.261	14	HARRIS	42.170	23	11	JONES	1:53.664	1:54.013	0.349
24	67	BOWES	31.063	11	JONES	40.444	11	JONES	42.319	24	28	BARNES	1:53.808	1:53.888	0.080
25	14	HARRIS	31.239	12	KING	40.631	13	KHATRI	42.452	25	14	HARRIS	1:54.073	1:54.645	0.572
26	13	KHATRI	31.242	14	HARRIS	40.664	28	BARNES	42.536	26	13	KHATRI	1:54.634	1:54.717	0.083
27	12	KING	31.742	13	KHATRI	40.940	90	DIVINE	42.714	27	12	KING	1:55.248	1:55.926	0.678
28	90	DIVINE	31.820	90	DIVINE	41.176	12	KING	42.875	28	90	DIVINE	1:55.710	1:56.194	0.484
29	72	MUNSON	31.901	72	MUNSON	41.189	72	MUNSON	43.040	29	72	MUNSON	1:56.130	1:56.438	0.308

MCRCB BULLETIN TK033**2024 Bennetts British Superbike Championship - Round 1****2024 R&G British Talent Cup****FREE PRACTICE 2 - BEST SPEEDS**

POS	NO	NAME	VMAX	MPH
1	24	FROST		123.0
2	7	McCABE		121.2
3	43	BRINTON		120.6
4	16	BURROWS		120.6
5	19	McPHEE		120.6
6	75	SUROWIAK		120.0
7	40	CORREA		119.4
8	99	WILLIS		119.4
9	48	WALKER		118.8
10	33	BANISH		118.8
11	64	EDMUNDS		118.8
12	67	BOWES		118.8
13	88	FOSTER		118.2
14	76	HUNTINGFORD		118.2
15	66	HARRIS		117.7
16	91	RAYMOND Jnr		117.7
17	13	KHATRI		117.7
18	29	BROWN		117.1
19	65	ROWAN		117.1
20	2	BANNISTER		116.6
21	61	MACKAY		116.6
22	14	HARRIS		116.6
23	71	GOODMAN		116.0
24	28	BARNES		116.0
25	11	JONES		116.0
26	42	JOLLIFFE		114.9
27	90	DIVINE		114.4
28	12	KING		113.9
29	72	MUNSON		112.3

MCRCB BULLETIN TK034

2024 Bennetts British Superbike Championship - Round 1

2024 R&G British Talent Cup

FREE PRACTICE 2 - STATISTICS

Competitors Started	29
Planned Start	2024-04-20 @ 11:40:00.000
Actual Start	2024-04-20 @ 11:50:01.967
Finish Time	2024-04-20 @ 12:10:01.967
Track Length	2.4261mi.
Total Laps	265
Total Distance Covered	642.9281mi.

Session Fastest Lap History

NO	NAME	LAP TIME	TIME OF DAY	LAP	VEHICLE
71	Daniel GOODMAN	1:52.855	11:53:57.766	1	Honda
24	Ryan FROST	1:52.289	11:53:58.681	1	Honda
29	Lucas BROWN	1:51.638	11:54:21.091	2	Honda
40	Julian CORREA	1:51.485	11:55:02.634	2	Honda
29	Lucas BROWN	1:50.140	11:56:11.231	3	Honda
29	Lucas BROWN	1:50.013	11:59:51.917	5	Honda
29	Lucas BROWN	1:49.858	12:07:18.581	9	Honda
43	Amanuel BRINTON	1:49.292	12:09:57.040	10	Honda

Flag History

TYPE	TIME OF DAY
GREEN	11:50:01.967
FINISH	12:10:01.967

Flag Statistics

TYPE	COUNT	TOTAL LAPS	TOTAL TIME
Green	1	11	24:25.388
Red	0	0	0.000
Safety Car	0	0	0.000
FCY	0	0	0.000

MCRCB BULLETIN TK035

2024 Bennetts British Superbike Championship - Round 1

2024 R&G British Talent Cup

FREE PRACTICE 2 - SESSION NOTES

TIME	MESSAGE
11:55:35	NO.28 - EXCEEDED TRACK LIMITS - T4 - LAPTIME CANCELLED
11:57:40	NO.72 STOPPED TECHNICAL PROBLEM - T3
11:57:47	NO.75 - EXCEEDED TRACK LIMITS - T4 - LAPTIME CANCELLED
11:59:10	NO.90 - EXCEEDED TRACK LIMITS - T15 - LAPTIME CANCELLED
11:59:44	NO.28 - EXCEEDED TRACK LIMITS - T9 - LAPTIME CANCELLED
12:00:40	NO.16 STOPPED TECHNICAL PROBLEM - T1
12:02:01	NO.71 - EXCEEDED TRACK LIMITS - T4 - LAPTIME CANCELLED
12:03:49	
12:04:48	NO.48 - EXCEEDED TRACK LIMITS - T15 - LAPTIME CANCELLED
12:07:33	NO.71 - EXCEEDED TRACK LIMITS - T4 - LAPTIME CANCELLED
12:07:49	NO.28 - EXCEEDED TRACK LIMITS - T15 - LAPTIME CANCELLED
12:10:17	NO. 61 FALLER AT T6 - RIDER BEING ASSESSED
12:10:49	UPDATE1; NO. 61 FALLER AT T6 - RIDER BEING ASSESSED
12:10:49	
12:10:49	
12:10:50	
12:10:50	
12:10:50	
12:10:50	
12:10:51	
12:10:51	
12:10:52	
12:10:53	
12:10:53	
12:10:54	
12:10:54	
12:10:54	
12:10:54	
12:10:59	
12:11:23	UPDATE: NO. 61 FALLER AT T6 - RIDER TO MEDICAL CENTRE

MCRCB BULLETIN TK036

2024 Bennetts British Superbike Championship - Round 1

2024 R&G British Talent Cup

FREE PRACTICE 2 - WEATHER CONDITIONS

