

FREE PRACTICE 1 - CLASSIFICATION

POS	NO	NAME	NAT	ENTRY	TIME	ON	LAPS	GAP	DIFF	MPH
1	40	Julian CORREA	USA	Honda - Microlise Cresswell Racing	1:51.632	6	6			78.24
2	75	Filip SUROWIAK	GBR	Honda - Team City Lifting / RS Racing	1:52.308	8	8	0.676	0.676	77.76
3	76	Charlie HUNTINGFORD	GBR	Honda - Mototechniks	1:52.741	6	6	1.109	0.433	77.47
4	71	Daniel GOODMAN	GBR	Honda - Fibre Tec Honda	1:52.870	5	5	1.238	0.129	77.38
5	16	Jack BURROWS	GBR	Honda - Burrows Engineering / RK Racing	1:53.799	9	9	2.167	0.929	76.75
6	7	Harley McCABE	GBR	Honda - McCabe Racing by Motorbike Buyers	1:53.954	9	10	2.322	0.155	76.64
7	61	Harrison MACKAY	GBR	Honda - Wilson Racing / HMR	1:54.027	10	11	2.395	0.073	76.59
8	2	Josh BANNISTER	GBR	Honda - Fibre Tec Honda	1:54.236	7	8	2.604	0.209	76.45
9	24	Ryan FROST	GBR	Honda - Fibre Tec Honda	1:54.343	5	5	2.711	0.107	76.38
10	42	Ben JOLLIFFE	GBR	Honda - Wilson Racing	1:54.351	11	11	2.719	0.008	76.37
11	67	George BOWES	GBR	Honda - Microlise Cresswell Racing	1:54.658	8	9	3.026	0.307	76.17
12	19	Scott McPHEE	GBR	Honda - SMP Racing	1:54.710	10	10	3.078	0.052	76.14
13	33	Eli BANISH	USA	Honda - Fibre Tec Honda	1:54.735	10	10	3.103	0.025	76.12
14	48	Ollie WALKER	GBR	Honda - Fibre Tec Honda	1:54.996	3	3	3.364	0.261	75.95
15	99	Peter WILLIS	GBR	Honda - Microlise Cresswell Racing	1:55.348	5	10	3.716	0.352	75.71
16	65	Alexander ROWAN	GBR	Honda - Alexander Rowan Racing	1:55.506	7	7	3.874	0.158	75.61
17	72	Samuel MUNSON	GBR	Honda - Wilson Racing	1:55.783	11	11	4.151	0.277	75.43
18	28	Charlie BARNES	GBR	Honda - SENCAT Talent Team / Mortimer Racing	1:55.883	4	7	4.251	0.100	75.37
19	14	Bill HARRIS	GBR	Honda - Team Harris Racing / RS Racing	1:56.579	9	10	4.947	0.696	74.92
20	13	Raheesh KHATRI	IND	Honda - Wilson Racing	1:56.707	8	10	5.075	0.128	74.83
21	91	Joshua RAYMOND Jnr	USA	Honda - Fibre Tec Honda	1:57.465	3	8	5.833	0.758	74.35
22	12	Tyler KING	NZL	Honda - Microlise Cresswell Racing	1:57.673	7	7	6.041	0.208	74.22
23	90	Aeziah DIVINE	BMU	Honda - Microlise Cresswell Racing	1:58.324	8	9	6.692	0.651	73.81
QUALIFYING LAPTIME (110.0% of 1:51.632) = 2:02.795										
24	11	Iwan JONES	GBR	Honda - Jones Brothers Racing	2:04.576	6	7	12.944	6.252	70.11

Comments:

#99 - Exceeded pit lane speed limit - 1st Offence - Warning.

#67 - Exceeded pit lane speed limit - 1st Offence - Warning.

#40 - Lap 4 time cancelled - Exceeded Track Limits at T8 & T15

Weather / Track : Bright / Dry

These results are provisional until the conclusion of any judicial and technical matters.

Date: 20/04/2024 Start: 09:20 Finish: 09:40

Circuito de Navarra: 2.4261 miles

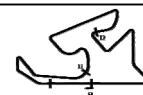
Race Director: Stuart Higgs

Stewards:

Timekeeper: Richard Evans

S. Higgs

R. EVANS



Digitally Approved at 10:06 Saturday, 20 April 2024

Digitally Approved at 10:01 Saturday, 20 April 2024

Results can be found at www.tsl-timing.com

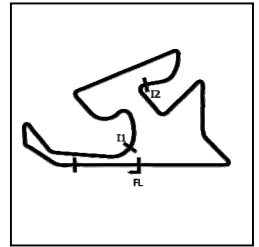
Printed - 09:46 Saturday, 20 April 2024

MCRCB BULLETIN TK002

2024 Bennetts British Superbike Championship - Round 1

2024 R&G British Talent Cup

FREE PRACTICE 1 - SECTOR ANALYSIS



SECTOR 1 = FL to I1, SECTOR 2 = I1 to I2 SECTOR 3 = I2 to I3, SECTOR 4 = I3 to FL, DIFF = Difference To Personal Best Lap, P = Crossed Finish Line in Pit Lane, D = Time Disallowed

P1 40		Julian CORREA			Honda - Microlise Cresswell Racing			
IDEAL LAP TIME : 1:51.490		BEST LAP TIME : 1:51.632		DIFFERENCE : 0.142				
LAP	SECTOR 1	SECTOR 2	SECTOR 3	SPEED TRAP	LAP TIME	MPH	DIFF	TIME OF DAY
1-	OUTLAP	41.757	43.282	93.2	2:01.157	72.08	9.525	09:23:56.627
2-	30.917	40.230	42.209	118.2	1:53.356	77.05	1.724	09:25:49.983
3-	30.500	40.144	41.999	117.7	1:52.643 (3)	77.53	1.011	09:27:42.626
4-	30.382	39.839	41.904	119.4	1:52.425 D	77.89	0.493	09:29:34.751
5-	30.250	39.690	41.804	119.4	1:51.744 (2)	78.16	0.112	09:31:26.495
6-	30.392	39.475	41.765	119.4	1:51.632 (1)	78.24		09:33:18.127

P2 75		Filip SUROWIAK			Honda - Team City Lifting / RS Racing			
IDEAL LAP TIME : 1:52.116		BEST LAP TIME : 1:52.308		DIFFERENCE : 0.192				
LAP	SECTOR 1	SECTOR 2	SECTOR 3	SPEED TRAP	LAP TIME	MPH	DIFF	TIME OF DAY
1-	OUTLAP	41.370	42.532	87.5	2:00.576	72.43	8.268	09:26:59.012
2-	30.978	40.246	42.608	120.0	1:53.832	76.72	1.524	09:28:52.844
3-	31.037	40.419	42.291	120.0	1:53.747	76.78	1.439	09:30:46.591
4-	30.891	40.599	42.271	120.6	1:53.761	76.77	1.453	09:32:40.352
5-	30.901	39.955	41.863	120.0	1:52.719 (3)	77.48	0.411	09:34:33.071
6-	30.599	39.776	42.221	120.0	1:52.596 (2)	77.57	0.288	09:36:25.667
7-	30.901	40.966	41.930	121.2	1:53.797	76.75	1.489	09:38:19.464
8-	30.557	39.968	41.783	121.2	1:52.308 (1)	77.76		09:40:11.772

P3 76		Charlie HUNTINGFORD			Honda - Mototechniks			
IDEAL LAP TIME : 1:52.376		BEST LAP TIME : 1:52.741		DIFFERENCE : 0.365				
LAP	SECTOR 1	SECTOR 2	SECTOR 3	SPEED TRAP	LAP TIME	MPH	DIFF	TIME OF DAY
1-	OUTLAP	43.345	43.770	89.1	2:06.547	69.01	13.806	09:24:00.280
2-	31.669	40.594	42.204	117.1	1:54.467	76.30	1.726	09:25:54.747
3-	31.000	39.966	42.390	117.1	1:53.356 (2)	77.05	0.615	09:27:48.103
4-	30.996	39.641	49.670	116.6	2:00.307	72.59	7.566	09:29:48.410
5-	31.117	40.251	42.021	117.1	1:53.389 (3)	77.02	0.648	09:31:41.799
6-	30.776	39.579	42.386	116.0	1:52.741 (1)	77.47		09:33:34.540

P4 71		Daniel GOODMAN			Honda - Fibre Tec Honda			
IDEAL LAP TIME : 1:52.806		BEST LAP TIME : 1:52.870		DIFFERENCE : 0.064				
LAP	SECTOR 1	SECTOR 2	SECTOR 3	SPEED TRAP	LAP TIME	MPH	DIFF	TIME OF DAY
1-	OUTLAP	41.975	43.341	89.4	2:01.754	71.73	8.884	09:33:34.562
2-	31.905	40.177	42.948	116.6	1:55.030	75.92	2.160	09:35:29.592
3-	31.488	40.196	42.338	118.2	1:54.022 (3)	76.60	1.152	09:37:23.614
4-	30.854	40.026	42.267	117.7	1:53.147 (2)	77.19	0.277	09:39:16.761
5-	30.918	39.751	42.201	117.7	1:52.870 (1)	77.38		09:41:09.631

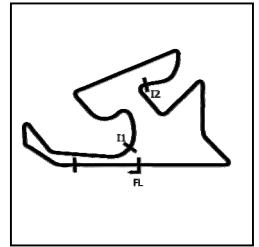
P5 16		Jack BURROWS			Honda - Burrows Engineering / RK Racing			
IDEAL LAP TIME : 1:53.674		BEST LAP TIME : 1:53.799		DIFFERENCE : 0.125				
LAP	SECTOR 1	SECTOR 2	SECTOR 3	SPEED TRAP	LAP TIME	MPH	DIFF	TIME OF DAY
1-	OUTLAP	42.733	43.430	89.1	2:03.524	70.70	9.725	09:22:56.473
2-	31.721	41.414	43.058	117.1	1:56.193	75.16	2.394	09:24:52.666
3-	32.182	41.494	IN PIT	117.1	2:45.936 P	52.63	52.137	09:27:38.602
4-	OUTLAP	42.325	44.217	64.9	2:05.259	69.72	11.460	09:29:43.861
5-	31.856	44.470	42.589	114.9	1:58.915	73.44	5.116	09:31:42.776
6-	31.875	40.952	42.340	119.4	1:55.167	75.83	1.368	09:33:37.943
7-	30.958	40.682	42.254	119.4	1:53.894 (2)	76.68	0.095	09:35:31.837
8-	31.015	40.844	42.169	118.2	1:54.028 (3)	76.59	0.229	09:37:25.865
9-	31.081	40.547	42.171	118.2	1:53.799 (1)	76.75		09:39:19.664

MCRCB BULLETIN TK002

2024 Bennetts British Superbike Championship - Round 1

2024 R&G British Talent Cup

FREE PRACTICE 1 - SECTOR ANALYSIS



SECTOR 1 = FL to I1, SECTOR 2 = I1 to I2 SECTOR 3 = I2 to I3, SECTOR 4 = I3 to FL, DIFF = Difference To Personal Best Lap, P = Crossed Finish Line in Pit Lane, D = Time Disallowed

P6		7		Harley McCABE		Honda - McCabe Racing by Motorbike Buyers			
IDEAL LAP TIME : 1:53.877		BEST LAP TIME : 1:53.954		DIFFERENCE : 0.077					
LAP	SECTOR 1	SECTOR 2	SECTOR 3	SPEED TRAP	LAP TIME	MPH	DIFF	TIME OF DAY	
1-	OUTLAP	49.925	45.916	84.2	2:19.315	62.69	25.361	09:24:03.420	
2-	39.319	43.928	44.502	116.0	2:07.749	68.36	13.795	09:26:11.169	
3-	32.012	42.423	43.300	117.7	1:57.735	74.18	3.781	09:28:08.904	
4-	31.523	41.315	43.491	118.2	1:56.329	75.08	2.375	09:30:05.233	
5-	31.465	40.841	43.016	117.7	1:55.322	75.73	1.368	09:32:00.555	
6-	31.365	40.626	42.433	117.7	1:54.424 (3)	76.33	0.470	09:33:54.979	
7-	31.380	40.782	42.907	117.7	1:55.069	75.90	1.115	09:35:50.048	
8-	31.437	40.690	42.446	117.7	1:54.573	76.23	0.619	09:37:44.621	
9-	31.217	40.330	42.407	118.2	1:53.954 (1)	76.64		09:39:38.575	
10-	31.140	40.614	42.569	118.2	1:54.323 (2)	76.39	0.369	09:41:32.898	

P7		61		Harrison MACKAY		Honda - Wilson Racing / HMR			
IDEAL LAP TIME : 1:53.999		BEST LAP TIME : 1:54.027		DIFFERENCE : 0.028					
LAP	SECTOR 1	SECTOR 2	SECTOR 3	SPEED TRAP	LAP TIME	MPH	DIFF	TIME OF DAY	
1-	OUTLAP	42.941	43.978	92.8	2:02.723	71.16	8.696	09:22:09.239	
2-	31.663	41.877	43.132	116.6	1:56.672	74.86	2.645	09:24:05.911	
3-	31.209	41.302	42.901	117.7	1:55.412	75.67	1.385	09:26:01.323	
4-	31.515	41.052	43.012	117.1	1:55.579	75.56	1.552	09:27:56.902	
5-	31.207	40.891	45.510	117.7	1:57.608	74.26	3.581	09:29:54.510	
6-	31.307	40.706	42.536	116.6	1:54.549	76.24	0.522	09:31:49.059	
7-	31.157	40.613	42.703	117.1	1:54.473 (3)	76.29	0.446	09:33:43.532	
8-	31.169	41.655	44.627	117.1	1:57.451	74.36	3.424	09:35:40.983	
9-	31.080	40.603	42.415	116.0	1:54.098 (2)	76.54	0.071	09:37:35.081	
10-	31.032	40.588	42.407	117.1	1:54.027 (1)	76.59		09:39:29.108	
11-	31.004	41.385	43.205	117.7	1:55.594	75.55	1.567	09:41:24.702	

P8		2		Josh BANNISTER		Honda - Fibre Tec Honda			
IDEAL LAP TIME : 1:54.236		BEST LAP TIME : 1:54.236		DIFFERENCE : 0.000					
LAP	SECTOR 1	SECTOR 2	SECTOR 3	SPEED TRAP	LAP TIME	MPH	DIFF	TIME OF DAY	
1-	OUTLAP	42.676	43.621	88.8	2:03.982	70.44	9.746	09:22:51.305	
2-	32.896	41.443	42.773	112.8	1:57.112	74.57	2.876	09:24:48.417	
3-	32.159	41.465	IN PIT	113.3	6:03.418 P	24.03	4:09.182	09:30:51.835	
4-	OUTLAP	40.820	42.819	90.7	1:59.660	72.99	5.424	09:32:51.495	
5-	31.678	41.149	42.878	114.9	1:55.705 (3)	75.48	1.469	09:34:47.200	
6-	31.977	41.206	42.814	116.0	1:55.997	75.29	1.761	09:36:43.197	
7-	31.445	40.490	42.301	114.4	1:54.236 (1)	76.45		09:38:37.433	
8-	31.742	40.555	42.517	114.9	1:54.814 (2)	76.07	0.578	09:40:32.247	

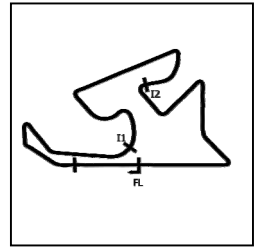
P9		24		Ryan FROST		Honda - Fibre Tec Honda			
IDEAL LAP TIME : 1:54.239		BEST LAP TIME : 1:54.343		DIFFERENCE : 0.104					
LAP	SECTOR 1	SECTOR 2	SECTOR 3	SPEED TRAP	LAP TIME	MPH	DIFF	TIME OF DAY	
1-	OUTLAP	43.692	45.576	85.7	2:12.283	66.02	17.940	09:34:04.106	
2-	32.378	41.873	43.343	121.2	1:57.594	74.27	3.251	09:36:01.700	
3-	31.655	41.094	42.911	121.8	1:55.660 (3)	75.51	1.317	09:37:57.360	
4-	31.279	40.811	42.576	121.8	1:54.666 (2)	76.17	0.323	09:39:52.026	
5-	31.383	40.628	42.332	122.4	1:54.343 (1)	76.38		09:41:46.369	

MCRCB BULLETIN TK002

2024 Bennetts British Superbike Championship - Round 1

2024 R&G British Talent Cup

FREE PRACTICE 1 - SECTOR ANALYSIS



SECTOR 1 = FL to I1, SECTOR 2 = I1 to I2 SECTOR 3 = I2 to I3, SECTOR 4 = I3 to FL, DIFF = Difference To Personal Best Lap, P = Crossed Finish Line in Pit Lane, D = Time Disallowed

P10 42		Ben JOLLIFFE			Honda - Wilson Racing				
IDEAL LAP TIME : 1:54.113		BEST LAP TIME : 1:54.351		DIFFERENCE : 0.238					
LAP	SECTOR 1	SECTOR 2	SECTOR 3	SPEED TRAP	LAP TIME	MPH	DIFF	TIME OF DAY	
1-	OUTLAP	43.034	43.941	94.6	2:03.363	70.80	9.012	09:22:11.484	
2-	32.243	41.896	43.089	114.4	1:57.228	74.50	2.877	09:24:08.712	
3-	31.528	41.365	42.766	115.5	1:55.659	75.51	1.308	09:26:04.371	
4-	31.157	41.470	42.708	115.5	1:55.335	75.72	0.984	09:27:59.706	
5-	31.827	41.355	42.955	118.8	1:56.137	75.20	1.786	09:29:55.843	
6-	32.000	41.029	42.426	116.6	1:55.455	75.64	1.104	09:31:51.298	
7-	31.669	41.288	42.602	118.2	1:55.559	75.58	1.208	09:33:46.857	
8-	31.473	41.242	42.620	114.4	1:55.335	75.72	0.984	09:35:42.192	
9-	31.338	40.889	42.361	114.9	1:54.588 (2)	76.22	0.237	09:37:36.780	
10-	31.448	40.791	42.514	114.4	1:54.753 (3)	76.11	0.402	09:39:31.533	
11-	31.395	40.673	42.283	114.4	1:54.351 (1)	76.37		09:41:25.884	

P11 67		George BOWES			Honda - Microlise Cresswell Racing				
IDEAL LAP TIME : 1:54.412		BEST LAP TIME : 1:54.658		DIFFERENCE : 0.246					
LAP	SECTOR 1	SECTOR 2	SECTOR 3	SPEED TRAP	LAP TIME	MPH	DIFF	TIME OF DAY	
1-	OUTLAP	43.164	43.652	94.2	2:04.844	69.96	10.186	09:24:07.487	
2-	31.820	41.697	42.783	119.4	1:56.300	75.09	1.642	09:26:03.787	
3-	31.454	41.541	42.699	119.4	1:55.694	75.49	1.036	09:27:59.481	
4-	31.869	41.795	42.965	119.4	1:56.629	74.88	1.971	09:29:56.110	
5-	32.043	41.140	42.424	120.0	1:55.607 (3)	75.55	0.949	09:31:51.717	
6-	32.130	41.995	42.651	120.0	1:56.776	74.79	2.118	09:33:48.493	
7-	31.373	40.956	42.654	120.0	1:54.983 (2)	75.96	0.325	09:35:43.476	
8-	31.330	40.658	42.670	118.2	1:54.658 (1)	76.17		09:37:38.134	
9-	31.382	40.708	49.615	118.2	2:01.705	71.76	7.047	09:39:39.839	

P12 19		Scott McPHEE			Honda - SMP Racing				
IDEAL LAP TIME : 1:54.710		BEST LAP TIME : 1:54.710		DIFFERENCE : 0.000					
LAP	SECTOR 1	SECTOR 2	SECTOR 3	SPEED TRAP	LAP TIME	MPH	DIFF	TIME OF DAY	
1-	OUTLAP	44.370	45.139	90.4	2:07.202	68.66	12.492	09:23:00.740	
2-	33.079	42.797	44.725	116.6	2:00.601	72.42	5.891	09:25:01.341	
3-	32.462	42.013	43.468	117.1	1:57.943	74.05	3.233	09:26:59.284	
4-	31.841	41.465	43.366	118.8	1:56.672	74.86	1.962	09:28:55.956	
5-	32.041	41.571	43.687	117.7	1:57.299	74.46	2.589	09:30:53.255	
6-	32.663	41.510	43.514	113.9	1:57.687	74.21	2.977	09:32:50.942	
7-	31.818	41.282	43.015	116.6	1:56.115 (3)	75.21	1.405	09:34:47.057	
8-	31.815	41.148	44.087	116.0	1:57.050	74.61	2.340	09:36:44.107	
9-	31.316	40.790	42.849	118.8	1:54.955 (2)	75.97	0.245	09:38:39.062	
10-	31.275	40.673	42.762	118.8	1:54.710 (1)	76.14		09:40:33.772	

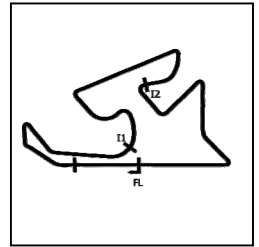
P13 33		Eli BANISH			Honda - Fibre Tec Honda				
IDEAL LAP TIME : 1:54.735		BEST LAP TIME : 1:54.735		DIFFERENCE : 0.000					
LAP	SECTOR 1	SECTOR 2	SECTOR 3	SPEED TRAP	LAP TIME	MPH	DIFF	TIME OF DAY	
1-	OUTLAP	42.842	43.489	90.4	2:04.205	70.32	9.470	09:23:12.615	
2-	32.565	43.292	43.382	117.1	1:59.239	73.24	4.504	09:25:11.854	
3-	32.381	42.692	43.198	118.8	1:58.271	73.84	3.536	09:27:10.125	
4-	31.597	41.645	42.664	114.4	1:55.906	75.35	1.171	09:29:06.031	
5-	32.088	43.166	43.024	114.9	1:58.278	73.84	3.543	09:31:04.309	
6-	31.405	41.239	42.584	119.4	1:55.228 (2)	75.79	0.493	09:32:59.537	
7-	31.474	41.685	42.567	119.4	1:55.726	75.47	0.991	09:34:55.263	
8-	31.975	41.725	43.111	120.0	1:56.811	74.77	2.076	09:36:52.074	
9-	31.683	41.159	42.762	118.2	1:55.604 (3)	75.55	0.869	09:38:47.678	
10-	31.398	40.936	42.401	118.2	1:54.735 (1)	76.12		09:40:42.413	

MCRCB BULLETIN TK002

2024 Bennetts British Superbike Championship - Round 1

2024 R&G British Talent Cup

FREE PRACTICE 1 - SECTOR ANALYSIS



SECTOR 1 = FL to I1, SECTOR 2 = I1 to I2 SECTOR 3 = I2 to I3, SECTOR 4 = I3 to FL, DIFF = Difference To Personal Best Lap, P = Crossed Finish Line in Pit Lane, D = Time Disallowed

P14 48		Ollie WALKER		Honda - Fibre Tec Honda					
IDEAL LAP TIME : 1:54.692		BEST LAP TIME : 1:54.996		DIFFERENCE : 0.304					
LAP	SECTOR 1	SECTOR 2	SECTOR 3	SPEED TRAP	LAP TIME	MPH	DIFF	TIME OF DAY	
1-	OUTLAP	47.940	IN PIT	92.5	12:09.328	P 11.97	10:14.332	09:33:21.953	
2-	OUTLAP	41.696	43.329	39.6	2:13.196	65.57	18.200	09:35:35.149	
3-	31.637	40.788	42.571	118.2	1:54.996 (1)	75.95		09:37:30.145	

P15 99		Peter WILLIS		Honda - Microlise Cresswell Racing					
IDEAL LAP TIME : 1:55.162		BEST LAP TIME : 1:55.348		DIFFERENCE : 0.186					
LAP	SECTOR 1	SECTOR 2	SECTOR 3	SPEED TRAP	LAP TIME	MPH	DIFF	TIME OF DAY	
1-	OUTLAP	42.953	43.464	85.4	2:03.930	70.47	8.582	09:24:06.428	
2-	32.114	41.567	42.811	119.4	1:56.492	74.97	1.144	09:26:02.920	
3-	31.728	41.397	43.066	118.2	1:56.191	75.17	0.843	09:27:59.111	
4-	31.700	41.852	43.122	117.7	1:56.674	74.85	1.326	09:29:55.785	
5-	31.686	41.035	42.627	119.4	1:55.348 (1)	75.71		09:31:51.133	
6-	32.447	41.965	42.926	118.8	1:57.338	74.43	1.990	09:33:48.471	
7-	31.938	41.060	57.035	112.8	2:10.033	67.16	14.685	09:35:58.504	
8-	31.671	41.376	43.409	118.8	1:56.456	74.99	1.108	09:37:54.960	
9-	31.913	41.089	43.082	118.8	1:56.084	(3) 75.23	0.736	09:39:51.044	
10-	31.772	40.864	42.732	118.2	1:55.368	(2) 75.70	0.020	09:41:46.412	

P16 65		Alexander ROWAN		Honda - Alexander Rowan Racing					
IDEAL LAP TIME : 1:55.491		BEST LAP TIME : 1:55.506		DIFFERENCE : 0.015					
LAP	SECTOR 1	SECTOR 2	SECTOR 3	SPEED TRAP	LAP TIME	MPH	DIFF	TIME OF DAY	
1-	OUTLAP	43.046	43.712	93.9	2:03.582	70.67	8.076	09:23:13.508	
2-	32.001	42.345	43.336	118.2	1:57.682	74.21	2.176	09:25:11.190	
3-	32.609	41.541	43.133	118.2	1:57.283	74.47	1.777	09:27:08.473	
4-	31.814	41.502	43.125	116.0	1:56.441	(3) 75.00	0.935	09:29:04.914	
5-	33.496	41.247	42.879	113.3	1:57.622	74.25	2.116	09:31:02.536	
6-	31.807	41.528	42.947	114.4	1:56.282	(2) 75.11	0.776	09:32:58.818	
7-	31.396	41.262	42.848	118.2	1:55.506 (1)	75.61		09:34:54.324	

P17 72		Samuel MUNSON		Honda - Wilson Racing					
IDEAL LAP TIME : 1:55.657		BEST LAP TIME : 1:55.783		DIFFERENCE : 0.126					
LAP	SECTOR 1	SECTOR 2	SECTOR 3	SPEED TRAP	LAP TIME	MPH	DIFF	TIME OF DAY	
1-	OUTLAP	43.392	44.331	95.7	2:05.132	69.79	9.349	09:22:12.489	
2-	32.364	42.389	44.100	115.5	1:58.853	73.48	3.070	09:24:11.342	
3-	31.980	42.514	43.785	114.4	1:58.279	73.84	2.496	09:26:09.621	
4-	31.929	42.215	43.384	115.5	1:57.528	74.31	1.745	09:28:07.149	
5-	31.937	42.400	43.892	116.0	1:58.229	73.87	2.446	09:30:05.378	
6-	31.636	41.378	43.101	116.6	1:56.115	(2) 75.21	0.332	09:32:01.493	
7-	31.693	41.915	43.475	114.9	1:57.083	74.59	1.300	09:33:58.576	
8-	32.179	42.150	43.815	115.5	1:58.144	73.92	2.361	09:35:56.720	
9-	31.651	42.130	44.683	115.5	1:58.464	73.72	2.681	09:37:55.184	
10-	31.832	41.290	43.495	117.1	1:56.617	(3) 74.89	0.834	09:39:51.801	
11-	31.762	41.005	43.016	114.9	1:55.783 (1)	75.43		09:41:47.584	

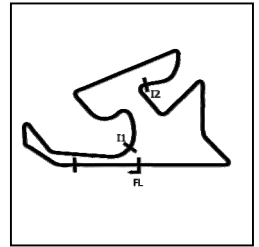
P18 28		Charlie BARNES		Honda - SENCAT Talent Team / Mortimer Racing					
IDEAL LAP TIME : 1:55.729		BEST LAP TIME : 1:55.883		DIFFERENCE : 0.154					
LAP	SECTOR 1	SECTOR 2	SECTOR 3	SPEED TRAP	LAP TIME	MPH	DIFF	TIME OF DAY	
1-	OUTLAP	43.414	43.746	95.0	2:03.788	70.55	7.905	09:23:14.123	
2-	31.873	42.195	43.580	117.7	1:57.648	74.23	1.765	09:25:11.771	
3-	32.789	42.155	43.219	117.7	1:58.163	73.91	2.280	09:27:09.934	
4-	31.550	41.232	43.101	116.6	1:55.883 (1)	75.37		09:29:05.817	
5-	32.061	41.227	43.167	117.1	1:56.455	(3) 74.99	0.572	09:31:02.272	
6-	31.779	41.078	43.214	115.5	1:56.071	(2) 75.24	0.188	09:32:58.343	
7-	31.722	43.548	43.408	115.5	1:58.678	73.59	2.795	09:34:57.021	

MCRCB BULLETIN TK002

2024 Bennetts British Superbike Championship - Round 1

2024 R&G British Talent Cup

FREE PRACTICE 1 - SECTOR ANALYSIS



SECTOR 1 = FL to I1, SECTOR 2 = I1 to I2, SECTOR 3 = I2 to I3, SECTOR 4 = I3 to FL, DIFF = Difference To Personal Best Lap, P = Crossed Finish Line in Pit Lane, D = Time Disallowed

P19 14		Bill HARRIS		Honda - Team Harris Racing / RS Racing					
IDEAL LAP TIME : 1:56.445		BEST LAP TIME : 1:56.579		DIFFERENCE : 0.134					
LAP	SECTOR 1	SECTOR 2	SECTOR 3	SPEED TRAP	LAP TIME	MPH	DIFF	TIME OF DAY	
1-	OUTLAP	48.977	47.457	72.7	2:19.380	62.66	22.801	09:22:35.498	
2-	35.027	45.535	45.294	116.6	2:05.856	69.39	9.277	09:24:41.354	
3-	33.724	43.747	44.527	116.6	2:01.998	71.59	5.419	09:26:43.352	
4-	33.259	43.443	43.794	114.9	2:00.496	72.48	3.917	09:28:43.848	
5-	32.825	42.630	43.648	115.5	1:59.103	73.33	2.524	09:30:42.951	
6-	32.584	42.988	43.182	114.4	1:58.754	73.54	2.175	09:32:41.705	
7-	31.952	41.827	42.914	115.5	1:56.693 (2)	74.84	0.114	09:34:38.398	
8-	32.351	41.847	43.166	115.5	1:57.364	74.41	0.785	09:36:35.762	
9-	32.086	41.612	42.881	114.9	1:56.579 (1)	74.92		09:38:32.341	
10-	31.988	41.637	43.239	114.9	1:56.864 (3)	74.73	0.285	09:40:29.205	

P20 13		Raheesh KHATRI		Honda - Wilson Racing					
IDEAL LAP TIME : 1:56.539		BEST LAP TIME : 1:56.707		DIFFERENCE : 0.168					
LAP	SECTOR 1	SECTOR 2	SECTOR 3	SPEED TRAP	LAP TIME	MPH	DIFF	TIME OF DAY	
1-	OUTLAP	45.376	44.933	92.8	2:08.221	68.11	11.514	09:22:18.768	
2-	34.687	43.084	44.517	115.5	2:02.288	71.42	5.581	09:24:21.056	
3-	32.342	42.213	44.376	115.5	1:58.931	73.43	2.224	09:26:19.987	
4-	32.404	42.226	44.301	114.9	1:58.931	73.43	2.224	09:28:18.918	
5-	32.380	41.790	43.941	114.4	1:58.111	73.94	1.404	09:30:17.029	
6-	32.158	41.808	43.925	114.9	1:57.891	74.08	1.184	09:32:14.920	
7-	32.019	41.744	43.439	113.3	1:57.202 (3)	74.52	0.495	09:34:12.122	
8-	31.834	41.506	43.367	114.4	1:56.707 (1)	74.83		09:36:08.829	
9-	31.746	41.426	43.606	115.5	1:56.778 (2)	74.79	0.071	09:38:05.607	
10-	36.916	53.281	47.072	112.3	2:17.269	63.62	20.562	09:40:22.876	

P21 91		Joshua RAYMOND Jnr		Honda - Fibre Tec Honda					
IDEAL LAP TIME : 1:57.465		BEST LAP TIME : 1:57.465		DIFFERENCE : 0.000					
LAP	SECTOR 1	SECTOR 2	SECTOR 3	SPEED TRAP	LAP TIME	MPH	DIFF	TIME OF DAY	
1-	OUTLAP	44.611	44.661	97.2	2:07.098	68.71	9.633	09:23:21.652	
2-	32.873	43.269	43.651	118.8	1:59.793	72.91	2.328	09:25:21.445	
3-	32.026	42.204	43.235	118.2	1:57.465 (1)	74.35		09:27:18.910	
4-	32.592	43.166	43.930	117.7	1:59.688 (3)	72.97	2.223	09:29:18.598	
5-	32.337	42.306	43.262	117.7	1:57.905 (2)	74.07	0.440	09:31:16.503	
6-	33.835	44.249	IN PIT	117.1	5:28.421 P	26.59	3:30.956	09:36:44.924	
7-	OUTLAP	43.468	44.609	44.5	2:11.080	66.63	13.615	09:38:56.004	
8-	33.134	42.917	43.724	117.1	1:59.775	72.92	2.310	09:40:55.779	

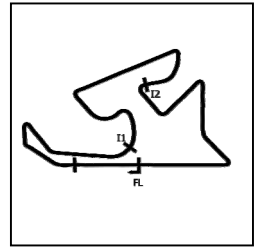
P22 12		Tyler KING		Honda - Microlise Cresswell Racing					
IDEAL LAP TIME : 1:57.673		BEST LAP TIME : 1:57.673		DIFFERENCE : 0.000					
LAP	SECTOR 1	SECTOR 2	SECTOR 3	SPEED TRAP	LAP TIME	MPH	DIFF	TIME OF DAY	
1-	OUTLAP	45.491	46.067	69.5	2:17.909	63.33	20.236	09:25:10.600	
2-	33.599	43.386	44.540	113.3	2:01.525	71.87	3.852	09:27:12.125	
3-	33.600	44.383	IN PIT	114.4	5:38.042 P	25.83	3:40.369	09:32:50.167	
4-	OUTLAP	42.238	44.552	73.2	2:11.879	66.22	14.206	09:35:02.046	
5-	32.968	43.205	44.561	113.3	2:00.734 (3)	72.34	3.061	09:37:02.780	
6-	32.991	42.003	43.858	113.3	1:58.852 (2)	73.48	1.179	09:39:01.632	
7-	32.680	41.557	43.436	113.9	1:57.673 (1)	74.22		09:40:59.305	

MCRCB BULLETIN TK002

2024 Bennetts British Superbike Championship - Round 1

2024 R&G British Talent Cup

FREE PRACTICE 1 - SECTOR ANALYSIS



SECTOR 1 = FL to I1, SECTOR 2 = I1 to I2 SECTOR 3 = I2 to I3, SECTOR 4 = I3 to FL, DIFF = Difference To Personal Best Lap, P = Crossed Finish Line in Pit Lane, D = Time Disallowed

P23 90		Aeziah DIVINE		Honda - Microlise Cresswell Racing				
IDEAL LAP TIME : 1:58.181		BEST LAP TIME : 1:58.324		DIFFERENCE : 0.143				
LAP	SECTOR 1	SECTOR 2	SECTOR 3	SPEED TRAP	LAP TIME	MPH	DIFF	TIME OF DAY
1 -	OUTLAP	49.170	47.982	68.3	2:28.352	58.87	30.028	09:25:21.637
2 -	34.226	44.568	45.359	112.8	2:04.153	70.34	5.829	09:27:25.790
3 -	33.386	44.176	44.699	111.3	2:02.261	71.43	3.937	09:29:28.051
4 -	32.884	43.312	44.518	112.8	2:00.714	72.35	2.390	09:31:28.765
5 -	32.795	43.066	44.663	112.8	2:00.524	72.46	2.200	09:33:29.289
6 -	32.649	42.678	44.112	113.3	1:59.439	73.12	1.115	09:35:28.728
7 -	32.512	42.457	43.877	112.8	1:58.846 (3)	73.49	0.522	09:37:27.574
8 -	32.128	42.176	44.020	114.4	1:58.324 (1)	73.81		09:39:25.898
9 -	32.150	42.246	44.380	114.4	1:58.776 (2)	73.53	0.452	09:41:24.674

P24 11		Iwan JONES		Honda - Jones Brothers Racing				
IDEAL LAP TIME : 2:04.500		BEST LAP TIME : 2:04.576		DIFFERENCE : 0.076				
LAP	SECTOR 1	SECTOR 2	SECTOR 3	SPEED TRAP	LAP TIME	MPH	DIFF	TIME OF DAY
1 -	OUTLAP	47.882	48.818	84.2	2:18.604	63.01	14.028	09:23:30.748
2 -	37.623	45.641	47.891	91.1	2:11.155 (3)	66.59	6.579	09:25:41.903
3 -	36.445	45.365	47.017	96.4	2:08.827 (2)	67.79	4.251	09:27:50.730
4 -	35.677	49.266	IN PIT	100.0	6:19.457 P	23.01	4:14.881	09:34:10.187
5 -	OUTLAP	45.003	47.163	81.4	2:11.713	66.31	7.137	09:36:21.900
6 -	34.362	44.351	45.863	107.4	2:04.576 (1)	70.11		09:38:26.476
7 -	34.861	52.304	45.787	106.5	2:12.952	65.69	8.376	09:40:39.428

MCRCB BULLETIN TK003**2024 Bennetts British Superbike Championship - Round 1****2024 R&G British Talent Cup****FREE PRACTICE 1 - BEST SECTORS**

SECTOR 1			SECTOR 2			SECTOR 3			IDEAL / BEST COMPARISON						
POS	NO	NAME	TIME	NO	NAME	TIME	NO	NAME	TIME	POS	NO	NAME	IDEAL	BEST	DIFF
													PERFECT LAP	1:51.490	
1	40	CORREA	30.250	40	CORREA	39.475	40	CORREA	41.765	1	40	CORREA	1:51.490	1:51.632	0.142
2	75	SUROWIAK	30.557	76	HUNTINGFORD	39.579	75	SUROWIAK	41.783	2	75	SUROWIAK	1:52.116	1:52.308	0.192
3	76	HUNTINGFORD	30.776	71	GOODMAN	39.751	76	HUNTINGFORD	42.021	3	76	HUNTINGFORD	1:52.376	1:52.741	0.365
4	71	GOODMAN	30.854	75	SUROWIAK	39.776	16	BURROWS	42.169	4	71	GOODMAN	1:52.806	1:52.870	0.064
5	16	BURROWS	30.958	7	McCABE	40.330	71	GOODMAN	42.201	5	16	BURROWS	1:53.674	1:53.799	0.125
6	61	MACKAY	31.004	2	BANNISTER	40.490	42	JOLLIFFE	42.283	6	7	McCABE	1:53.877	1:53.954	0.077
7	7	McCABE	31.140	16	BURROWS	40.547	2	BANNISTER	42.301	7	61	MACKAY	1:53.999	1:54.027	0.028
8	42	JOLLIFFE	31.157	61	MACKAY	40.588	24	FROST	42.332	8	42	JOLLIFFE	1:54.113	1:54.351	0.238
9	19	McPHEE	31.275	24	FROST	40.628	33	BANISH	42.401	9	2	BANNISTER	1:54.236	1:54.236	0.000
10	24	FROST	31.279	67	BOWES	40.658	7	McCABE	42.407	10	24	FROST	1:54.239	1:54.343	0.104
11	67	BOWES	31.330	42	JOLLIFFE	40.673	61	MACKAY	42.407	11	67	BOWES	1:54.412	1:54.658	0.246
12	48	WALKER	31.333	19	McPHEE	40.673	67	BOWES	42.424	12	48	WALKER	1:54.692	1:54.996	0.304
13	65	ROWAN	31.396	48	WALKER	40.788	48	WALKER	42.571	13	19	McPHEE	1:54.710	1:54.710	0.000
14	33	BANISH	31.398	99	WILLIS	40.864	99	WILLIS	42.627	14	33	BANISH	1:54.735	1:54.735	0.000
15	2	BANNISTER	31.445	33	BANISH	40.936	19	McPHEE	42.762	15	99	WILLIS	1:55.162	1:55.348	0.186
16	28	BARNES	31.550	72	MUNSON	41.005	65	ROWAN	42.848	16	65	ROWAN	1:55.491	1:55.506	0.015
17	72	MUNSON	31.636	28	BARNES	41.078	14	HARRIS	42.881	17	72	MUNSON	1:55.657	1:55.783	0.126
18	99	WILLIS	31.671	65	ROWAN	41.247	72	MUNSON	43.016	18	28	BARNES	1:55.729	1:55.883	0.154
19	13	KHATRI	31.746	13	KHATRI	41.426	28	BARNES	43.101	19	14	HARRIS	1:56.445	1:56.579	0.134
20	14	HARRIS	31.952	12	KING	41.557	91	RAYMOND Jnr	43.235	20	13	KHATRI	1:56.539	1:56.707	0.168
21	91	RAYMOND Jnr	32.026	14	HARRIS	41.612	13	KHATRI	43.367	21	91	RAYMOND Jnr	1:57.465	1:57.465	0.000
22	90	DIVINE	32.128	90	DIVINE	42.176	12	KING	43.436	22	12	KING	1:57.673	1:57.673	0.000
23	12	KING	32.680	91	RAYMOND Jnr	42.204	90	DIVINE	43.877	23	90	DIVINE	1:58.181	1:58.324	0.143
24	11	JONES	34.362	11	JONES	44.351	11	JONES	45.787	24	11	JONES	2:04.500	2:04.576	0.076

MCRCB BULLETIN TK004

2024 Bennetts British Superbike Championship - Round 1

2024 R&G British Talent Cup

FREE PRACTICE 1 - BEST SPEEDS

POS	NO	NAME	VMAX	MPH
1	24	FROST		122.4
2	75	SUROWIAK		121.2
3	67	BOWES		120.0
4	33	BANISH		120.0
5	40	CORREA		119.4
6	16	BURROWS		119.4
7	99	WILLIS		119.4
8	42	JOLLIFFE		118.8
9	19	McPHEE		118.8
10	48	WALKER		118.8
11	91	RAYMOND Jnr		118.8
12	71	GOODMAN		118.2
13	7	McCABE		118.2
14	65	ROWAN		118.2
15	61	MACKAY		117.7
16	28	BARNES		117.7
17	76	HUNTINGFORD		117.1
18	72	MUNSON		117.1
19	14	HARRIS		116.6
20	2	BANNISTER		116.0
21	13	KHATRI		115.5
22	12	KING		114.4
23	90	DIVINE		114.4
24	11	JONES		107.4

MCRCB BULLETIN TK005

2024 Bennetts British Superbike Championship - Round 1

2024 R&G British Talent Cup

FREE PRACTICE 1 - STATISTICS

Competitors Started	24
Planned Start	2024-04-20 @ 09:20:00.000
Actual Start	2024-04-20 @ 09:20:02.697
Finish Time	2024-04-20 @ 09:40:02.697
Track Length	2.4261mi.
Total Laps	197
Total Distance Covered	477.9503mi.

Session Fastest Lap History

NO	NAME	LAP TIME	TIME OF DAY	LAP	VEHICLE
61	Harrison MACKAY	1:56.672	09:24:05.911	2	Honda
16	Jack BURROWS	1:56.193	09:24:52.666	2	Honda
40	Julian CORREA	1:53.356	09:25:49.983	2	Honda
40	Julian CORREA	1:52.643	09:27:42.626	3	Honda
40	Julian CORREA	1:51.744	09:31:26.495	5	Honda
40	Julian CORREA	1:51.632	09:33:18.127	6	Honda

Flag History

TYPE	TIME OF DAY
GREEN	09:20:02.697
FINISH	09:40:02.697

Flag Statistics

TYPE	COUNT	TOTAL LAPS	TOTAL TIME
Green	1	11	24:07.635
Red	0	0	0.000
Safety Car	0	0	0.000
FCY	0	0	0.000

MCRCB BULLETIN TK006

2024 Bennetts British Superbike Championship - Round 1

2024 R&G British Talent Cup

FREE PRACTICE 1 - SESSION NOTES

TIME	MESSAGE
09:29:08	NO.40 - EXCEEDED TRACK LIMITS - T8 - LAPTIME CANCELLED
09:29:54	NO.40 - EXCEEDED TRACK LIMITS - T15 - LAPTIME CANCELLED
09:35:41	NO. 76 FALLER AT T11 - RIDER TO MEDICAL CENTRE
09:37:03	UPDATE: NO. 76 FALLER AT T11 - RIDER TO MEDICAL CENTRE
09:37:04	
09:37:04	
09:37:04	
09:37:17	UPDATE: NO. 76 FALLER AT T11 - RIDER OK

MCRCB BULLETIN TK007

2024 Bennetts British Superbike Championship - Round 1

2024 R&G British Talent Cup

FREE PRACTICE 1 - WEATHER CONDITIONS

