

RACE 3 - CLASSIFICATION

Race Distance: 14 Laps / 34.82 miles

POS	NO	NAME	NAT	ENTRY	LAPS	TIME	GAP	DIFF	MPH	BEST	ON	GRD	↑↓
1	24	Ryan FROST	GBR	Honda - Fibre Tec Honda	14	23:35.098			88.49	1:40.008	6	3	2
2	7	Harley McCABE	GBR	Honda - Fibre Tec Honda	14	23:35.568	0.470	0.470	88.46	1:40.313	3	2	0
3	75	Filip SUROWIAK	GBR	Honda - Team City Lifting / RS Racing	14	23:35.651	0.553	0.083	88.45	1:40.382	13	10	7
4	43	Amanuel BRINTON	GBR	Honda - Kovara Projects / RS Racing	14	23:35.759	0.661	0.108	88.45	1:40.099	12	4	0
5	40	Julian CORREA	USA	Honda - Microlise Cresswell Racing	14	23:36.044	0.946	0.285	88.43	1:40.315	13	1	-4
6	61	Harrison MACKAY	GBR	Honda - Wilson Racing / HMR	14	23:52.912	17.814	16.868	87.39	1:41.003	11	24	18
7	19	Scott McPHEE	GBR	Honda - SMP Racing	14	23:53.176	18.078	0.264	87.37	1:41.347	14	5	-2
8	29	Lucas BROWN	GBR	Honda - SENCAT Talent Team / Mortimer Racing	14	23:53.891	18.793	0.715	87.33	1:41.273	8	20	12
9	88	Mason FOSTER	GBR	Honda - Sublime	14	23:55.635	20.537	1.744	87.22	1:41.301	14	18	9
10	99	Peter WILLIS	GBR	Honda - Clonlough.ie by WM Racing	14	23:56.572	21.474	0.937	87.16	1:41.592	12	6	-4
11	28	Charlie BARNES	GBR	Honda - SENCAT Talent Team / Mortimer Racing	14	23:59.440	24.342	2.868	86.99	1:41.453	11	8	-3
12	64	Clayton EDMUNDS	GBR	Honda - Team City Lifting / RS Racing	14	23:59.778	24.680	0.338	86.97	1:41.479	11	7	-5
13	16	Jack BURROWS	GBR	Honda - Burrows Engineering / RK Racing	14	24:01.239	26.141	1.461	86.88	1:41.508	10	11	-2
14	67	George BOWES	GBR	Honda - GB67 Racing	14	24:03.104	28.006	1.865	86.77	1:41.835	13	9	-5
15	14	Bill HARRIS	GBR	Honda - Team Harris Racing / RS Racing	14	24:03.333	28.235	0.229	86.76	1:41.951	12	12	-3
16	48	Ollie WALKER	GBR	Honda - Walker Racing	14	24:03.441	28.343	0.108	86.75	1:41.975	13	17	1
17	82	Kyle PAYNE	GBR	Honda - Illusion Racing	14	24:04.029	28.931	0.588	86.71	1:41.944	14	15	-2
18	2	Josh BANNISTER	GBR	Honda - Dunsley Heat Racing	14	24:04.335	29.237	0.306	86.70	1:42.139	14	19	1
19	65	Alexander ROWAN	GBR	Honda - Alexander Rowan Racing	14	24:04.641	29.543	0.306	86.68	1:41.891	12	13	-6
20	71	Daniel GOODMAN	GBR	Honda - Fibre Tec Honda	14	24:07.726	32.628	3.085	86.49	1:42.237	9	16	-4
21	91	Joshua RAYMOND Jnr	USA	Honda - Fibre Tec Honda	14	24:22.767	47.669	15.041	85.60	1:43.037	4	22	1
22	76	Charlie HUNTINGFORD	GBR	Honda - Mototechniks	14	24:23.782	48.684	1.015	85.54	1:43.248	3	23	1
23	11	Iwan JONES	GBR	Honda - Jones Brothers Racing	14	24:30.724	55.626	6.942	85.14	1:43.911	4	21	-2

NOT CLASSIFIED

DNF	42	Ben JOLLIFFE	GBR	Honda - Wilson Racing	4	7:08.241	10 Laps	10 Laps	83.32	1:43.467	2	14
-----	----	--------------	-----	-----------------------	---	----------	---------	---------	-------	----------	---	----

FASTEST LAP

24	Ryan FROST	GBR	Honda - Fibre Tec Honda	6	1:40.008	89.53 mph	144.09 kph
----	------------	-----	-------------------------	---	----------	-----------	------------

Comments:

#28 - Long Lap time penalty (3 Secs) - Course Cut - Lap 14

Weather / Track : Cloudy / Dry

These results are provisional until the conclusion of any judicial and technical matters.

Date: 29/09/2024 Start: 15:02 Finish: 15:25

Donington Park GP: 2.4873 miles

Race Director: Stuart Higgs

S. Higgs

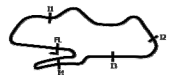
Digitally Approved at 15:45 Sunday, 29 September 2024

Stewards:

Timekeeper: Richard Evans

R. EVANS

Digitally Approved at 15:33 Sunday, 29 September 2024

Results can be found at www.tsl-timing.com

Printed - 15:29 Sunday, 29 September 2024

MCRCB BULLETIN TK399

2024 Bennetts British Superbike Championship - Round 10

2024 R&G British Talent Cup

RACE 3 - LAP CHART

LAP 1 @ 15:04:05.737
NO BEHIND LAP TIME

40 1:45.150
24 0.213 1:45.363
75 0.277 1:45.427
7 0.498 1:45.648
43 0.655 1:45.805
19 1.074 1:46.224
64 1.199 1:46.349
16 1.447 1:46.597
99 1.643 1:46.793
88 2.098 1:47.248
65 2.501 1:47.651
28 2.676 1:47.826
67 3.039 1:48.189
61 3.150 1:48.300
29 3.430 1:48.580
2 3.544 1:48.694
82 3.718 1:48.868
48 3.843 1:48.993
14 4.263 1:49.413
42 4.393 1:49.543
71 4.718 1:49.868
76 5.108 1:50.258
91 5.246 1:50.396
11 5.473 1:50.623

LAP 2 @ 15:05:46.950
NO BEHIND LAP TIME

24 1:41.000
40 0.508 1:41.721
75 0.834 1:41.770
7 0.935 1:41.650
43 1.087 1:41.645
19 2.400 1:42.539
16 2.623 1:42.389
88 2.857 1:41.972
64 3.044 1:43.058
99 3.258 1:42.828
61 4.058 1:42.121
29 4.221 1:42.004
28 4.624 1:43.161
65 5.355 1:44.067
67 5.439 1:43.613
48 5.577 1:42.947
2 5.773 1:43.442
14 5.986 1:42.936
82 6.201 1:43.696
42 6.647 1:43.467
71 6.997 1:43.492
76 7.296 1:43.401
91 8.355 1:44.322
11 8.700 1:44.440

LAP 3 @ 15:07:27.882
NO BEHIND LAP TIME

24 1:40.932
7 0.316 1:40.313
40 0.534 1:40.958
43 0.870 1:40.715
75 0.989 1:41.087
19 2.919 1:41.451
16 4.177 1:42.486
64 4.440 1:42.328

88 4.593 1:42.668
99 4.748 1:42.422
61 5.028 1:41.902
29 5.216 1:41.927
28 5.525 1:41.833
48 7.007 1:42.362
65 7.581 1:43.158
67 7.682 1:43.175
14 7.874 1:42.820
2 8.072 1:43.231
82 8.404 1:43.135
71 8.993 1:42.928
76 9.612 1:43.248
42 9.724 1:44.009
91 11.327 1:43.904
11 11.868 1:44.100

LAP 4 @ 15:09:08.748
NO BEHIND LAP TIME

24 1:40.866
7 0.312 1:40.862
40 0.681 1:41.013
75 0.877 1:40.754
43 1.033 1:41.029
19 3.736 1:41.683
88 6.089 1:42.362
16 6.245 1:42.934
64 6.590 1:43.016
61 6.823 1:42.661
99 6.946 1:43.064
28 7.227 1:42.568
29 7.392 1:43.042
65 9.037 1:42.322
48 9.149 1:43.008
14 9.316 1:42.308
67 9.490 1:42.674
2 9.641 1:42.435
82 9.873 1:42.335
71 11.121 1:42.994
76 12.452 1:43.706
91 13.498 1:43.037
11 14.913 1:43.911
42 20.080 1:51.222 P

LAP 5 @ 15:10:49.406
NO BEHIND LAP TIME

7 1:40.346
43 0.498 1:40.123
24 0.633 1:41.291
75 0.911 1:40.692
40 0.999 1:40.976
19 4.799 1:41.721
64 7.589 1:41.657
88 7.671 1:42.240
61 7.920 1:41.755
16 8.048 1:42.461
99 8.184 1:41.896
29 8.391 1:41.657
28 8.729 1:42.160
65 11.332 1:42.953
14 11.512 1:42.854
48 11.651 1:43.160
67 11.834 1:43.002
2 12.160 1:43.177
82 12.534 1:43.319

LAP 6 @ 15:12:30.047
NO BEHIND LAP TIME

24 1:40.008
7 0.263 1:40.904
75 0.656 1:40.386
40 0.780 1:40.422
43 0.933 1:41.076
19 6.568 1:42.410
16 9.284 1:41.877
88 9.534 1:42.504
64 9.750 1:42.802
28 9.887 1:41.799
61 10.091 1:42.812
29 10.304 1:42.554
99 10.411 1:42.868
65 14.112 1:43.421
14 14.254 1:43.383
2 14.469 1:42.950
67 14.703 1:43.510
48 14.803 1:43.793
82 14.971 1:43.078
71 15.225 1:42.683
76 18.805 1:43.871
91 19.016 1:43.409
11 22.358 1:44.768

LAP 7 @ 15:14:10.605
NO BEHIND LAP TIME

24 1:40.558
40 0.572 1:40.350
75 0.740 1:40.642
7 0.879 1:41.174
43 1.045 1:40.670
19 7.698 1:41.688
28 11.454 1:42.125
88 11.701 1:42.725
64 12.035 1:42.843
16 12.193 1:43.467
29 12.378 1:42.632
99 12.607 1:42.754
61 12.862 1:43.329
14 16.095 1:42.399
65 16.725 1:43.171
48 16.809 1:42.564
67 16.986 1:42.841
82 17.203 1:42.790
2 17.352 1:43.441
71 17.729 1:43.062
91 22.372 1:43.914
76 22.782 1:44.535
11 26.829 1:45.029

LAP 8 @ 15:15:51.403
NO BEHIND LAP TIME

24 1:40.798
40 0.234 1:40.460
75 0.353 1:40.411
7 0.558 1:40.477
43 0.714 1:40.467

19 8.605 1:41.705
29 12.853 1:41.273
28 13.528 1:42.872
64 13.740 1:42.503
88 13.831 1:42.928
61 14.034 1:41.970
16 14.244 1:42.849
99 14.358 1:42.549
14 18.184 1:42.887
65 18.416 1:42.489
48 18.559 1:42.548
67 18.779 1:42.591
82 18.943 1:42.538
2 19.112 1:42.558
71 19.381 1:42.450
91 25.672 1:44.098
76 25.923 1:43.939
11 30.796 1:44.765

LAP 9 @ 15:17:32.033
NO BEHIND LAP TIME

24 1:40.630
75 0.420 1:40.697
40 0.555 1:40.951
43 0.727 1:40.643
7 0.843 1:40.915
19 13.430 1:45.455
29 13.849 1:41.626
64 14.643 1:41.533
28 14.912 1:42.014
61 15.068 1:41.664
88 15.254 1:42.053
16 15.466 1:41.852
99 15.956 1:42.228
65 19.975 1:42.189
14 20.105 1:42.551
48 20.231 1:42.302
82 20.427 1:42.114
67 20.541 1:42.392
2 20.723 1:42.241
71 20.988 1:42.237
76 29.827 1:44.534
91 30.000 1:44.958
11 35.201 1:45.035

LAP 10 @ 15:19:13.020
NO BEHIND LAP TIME

24 1:40.987
43 0.342 1:40.602
75 0.658 1:41.225
40 0.764 1:41.196
7 0.906 1:41.050
19 14.245 1:41.802
29 14.378 1:41.516
61 15.333 1:41.252
88 15.660 1:41.393
28 15.770 1:41.845
16 15.987 1:41.508
64 16.572 1:42.916
99 16.735 1:41.766
65 21.702 1:42.714
14 21.828 1:42.710
67 22.072 1:42.518
48 22.173 1:42.929
82 22.324 1:42.884

2 22.435 1:42.699
71 22.780 1:42.779
91 33.191 1:44.178
76 33.744 1:44.904
11 38.977 1:44.763

LAP 11 @ 15:20:53.669
NO BEHIND LAP TIME

24 1:40.649
40 0.468 1:40.353
75 0.780 1:40.771
43 0.887 1:41.194
7 0.973 1:40.716
29 15.041 1:41.312
19 15.450 1:41.854
61 15.687 1:41.003
28 16.574 1:41.453
88 16.925 1:41.914
64 17.402 1:41.479
99 17.784 1:41.698
16 20.163 1:44.825
14 23.234 1:42.055
67 23.407 1:41.984
48 24.036 1:42.512
65 24.192 1:43.139
2 24.319 1:42.533
82 24.492 1:42.817
71 25.012 1:42.881
91 36.406 1:43.864
76 36.838 1:43.743
11 43.262 1:44.934

LAP 12 @ 15:22:34.235
NO BEHIND LAP TIME

24 1:40.566
43 0.420 1:40.099
40 0.657 1:40.755
75 0.990 1:40.776
7 1.153 1:40.746
61 16.187 1:41.066
29 16.426 1:41.951
19 16.698 1:41.814
28 18.164 1:42.156
88 18.316 1:41.957
64 18.632 1:41.796
99 18.810 1:41.592
16 21.716 1:42.119
14 24.619 1:41.951
65 25.517 1:41.891
67 25.702 1:42.861
48 25.785 1:42.315
2 25.973 1:42.220
82 26.139 1:42.213
71 27.452 1:43.006
76 40.075 1:43.803
91 40.185 1:44.345
11 47.543 1:44.847

LAP 13 @ 15:24:14.940
NO BEHIND LAP TIME

24 1:40.705
40 0.267 1:40.315
43 0.424 1:40.709
75 0.667 1:40.382

MCRCB BULLETIN TK399

2024 Bennetts British Superbike Championship - Round 10

2024 R&G British Talent Cup

RACE 3 - LAP CHART

7	0.851	1:40.403
61	17.037	1:41.555
29	17.193	1:41.472
19	17.476	1:41.483
28	19.629	1:42.170
64	19.836	1:41.909
88	19.981	1:42.370
99	20.208	1:42.103
16	23.688	1:42.677
14	26.250	1:42.336
67	26.832	1:41.835
48	27.055	1:41.975
65	27.579	1:42.767
82	27.732	1:42.298
2	27.843	1:42.575
71	29.755	1:43.008
76	44.306	1:44.936
91	44.403	1:44.923
11	51.392	1:44.554

LAP 14 @ 15:25:55.685

NO	BEHIND	LAP TIME
24		1:40.745
7	0.470	1:40.364
75	0.553	1:40.631
43	0.661	1:40.982
40	0.946	1:41.424
61	17.814	1:41.522
19	18.078	1:41.347
29	18.793	1:42.345
88	20.537	1:41.301
28	21.342	1:42.458
99	21.474	1:42.011
64	24.680	1:45.589
16	26.141	1:43.198
67	28.006	1:41.919
14	28.235	1:42.730
48	28.343	1:42.033
82	28.931	1:41.944
2	29.237	1:42.139
65	29.543	1:42.709
71	32.628	1:43.618
91	47.669	1:44.011
76	48.684	1:45.123
11	55.626	1:44.979

MCRCB BULLETIN TK400

2024 Bennetts British Superbike Championship - Round 10

2024 R&G British Talent Cup

RACE 3 - POSITION CHART

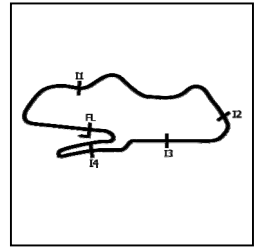
No	Name	Lap														
		Pos	1	2	3	4	5	6	7	8	9	10	11	12	13	14
40	CORREA	1	40	24	24	24	7	24	24	24	24	24	24	24	24	24
7	McCABE	2	24	40	7	7	43	7	40	40	75	43	40	43	40	7
24	FROST	3	75	75	40	40	24	75	75	75	40	75	75	40	43	75
43	BRINTON	4	7	7	43	75	75	40	7	7	43	40	43	75	75	43
19	McPHEE	5	43	43	75	43	40	43	43	43	7	7	7	7	7	40
99	WILLIS	6	19	19	19	19	19	19	19	19	19	19	29	61	61	61
64	EDMUNDS	7	64	16	16	88	64	16	28	29	29	29	19	29	29	19
28	BARNES	8	16	88	64	16	88	88	88	28	64	61	61	19	19	29
67	BOWES	9	99	64	88	64	61	64	64	64	28	88	28	28	28	88
75	SUROWIAK	10	88	99	99	61	16	28	16	88	61	28	88	88	64	28
16	BURROWS	11	65	61	61	99	99	61	29	61	88	16	64	64	88	99
14	HARRIS	12	28	29	29	28	29	29	99	16	16	64	99	99	99	64
65	ROWAN	13	67	28	28	29	28	99	61	99	99	99	16	16	16	16
42	JOLLIFFE	14	61	65	48	65	65	65	14	14	65	65	14	14	14	67
82	PAYNE	15	29	67	65	48	14	14	65	65	14	14	67	65	67	14
71	GOODMAN	16	2	48	67	14	48	2	48	48	48	67	48	67	48	48
48	WALKER	17	82	2	14	67	67	67	67	67	82	48	65	48	65	82
88	FOSTER	18	48	14	2	2	2	48	82	82	67	82	2	2	82	2
2	BANNISTER	19	14	82	82	82	82	82	2	2	2	2	82	82	2	65
29	BROWN	20	42	42	71	71	71	71	71	71	71	71	71	71	71	71
11	JONES	21	71	71	76	76	76	76	91	91	76	91	91	76	76	91
91	RAYMOND Jnr	22	76	76	42	91	91	91	76	76	91	76	76	91	91	76
76	HUNTINGFORD	23	91	91	91	11	11	11	11	11	11	11	11	11	11	11
61	MACKAY	24	11	11	11	42										

MCRCB BULLETIN TK401

2024 Bennetts British Superbike Championship - Round 10

2024 R&G British Talent Cup

RACE 3 - SECTOR ANALYSIS



SECTOR 1 = FL to I1, SECTOR 2 = I1 to I2, SECTOR 3 = I2 to I3, SECTOR 4 = I3 to I4, SECTOR 5 = I4 to FL, DIFF = Difference To Personal Best Lap, P = Crossed Finish Line in Pit Lane, D = Time Disallowed

P1		24		Ryan FROST				Honda - Fibre Tec Honda				
IDEAL LAP TIME : 1:39.700		BEST LAP TIME : 1:40.008				DIFFERENCE : 0.308						
LAP	SECTOR 1	SECTOR 2	SECTOR 3	SECTOR 4	SECTOR 5	LAP TIME	MPH	DIFF	TIME OF DAY			
1-		116.3	27.773	13.242	122.2	12.058	27.020	92.4	1:45.363	84.98	5.355	15:04:05.950
2-	22.133	116.3	27.413	13.173	122.2	12.024	26.257	92.9	1:41.000	88.65	0.992	15:05:46.950
3-	21.910	117.1	27.794	13.098	123.8	11.960	26.170	93.0	1:40.932	88.71	0.924	15:07:27.882
4-	21.907	118.5	27.661	13.245	122.0	12.001	26.052	93.5	1:40.866	88.77	0.858	15:09:08.748
5-	21.876	117.3	27.594	13.205	121.7	12.113	26.503	93.8	1:41.291	88.40	1.283	15:10:50.039
6-	21.741	120.0	27.204	13.040	124.7	12.012	26.011	93.0	1:40.008 (1)	89.53		15:12:30.047
7-	21.858	117.9	27.627	13.191	122.4	11.897	25.985	93.7	1:40.558 (2)	89.04	0.550	15:14:10.605
8-	21.859	116.9	27.538	13.181	122.4	11.987	26.233	93.0	1:40.798	88.83	0.790	15:15:51.403
9-	21.904	118.7	27.458	13.291	122.2	11.945	26.032	93.3	1:40.630	88.98	0.622	15:17:32.033
10-	22.405	117.1	27.343	13.247	122.2	11.976	26.016	93.2	1:40.987	88.66	0.979	15:19:13.020
11-	21.940	118.9	27.534	13.209	121.7	11.993	25.973	92.8	1:40.649	88.96	0.641	15:20:53.669
12-	21.996	119.4	27.421	13.136	122.2	11.989	26.024	92.6	1:40.566 (3)	89.04	0.558	15:22:34.235
13-	21.953	119.8	27.527	13.347	122.6	11.978	25.900	93.5	1:40.705	88.91	0.697	15:24:14.940
14-	21.940	118.7	27.842	13.197	122.2	11.948	25.818	93.5	1:40.745	88.88	0.737	15:25:55.685

P2		7		Harley McCABE				Honda - Fibre Tec Honda				
IDEAL LAP TIME : 1:39.386		BEST LAP TIME : 1:40.313				DIFFERENCE : 0.927						
LAP	SECTOR 1	SECTOR 2	SECTOR 3	SECTOR 4	SECTOR 5	LAP TIME	MPH	DIFF	TIME OF DAY			
1-		115.5	27.868	13.257	124.2	12.073	27.022	91.3	1:45.648	84.75	5.335	15:04:06.235
2-	22.018	113.9	27.588	13.108	124.0	12.119	26.817	91.8	1:41.650	88.09	1.337	15:05:47.885
3-	21.806	116.1	27.156	13.033	123.5	12.114	26.204	91.9	1:40.313 (1)	89.26		15:07:28.198
4-	21.735	118.5	27.650	13.254	122.6	12.096	26.127	91.9	1:40.862	88.77	0.549	15:09:09.060
5-	21.834	115.7	27.421	13.140	122.9	12.078	25.873	91.1	1:40.346 (2)	89.23	0.033	15:10:49.406
6-	21.985	113.5	27.411	13.173	119.8	12.210	26.125	91.9	1:40.904	88.74	0.591	15:12:30.310
7-	21.828	118.1	27.522	13.253	120.9	12.078	26.493	92.1	1:41.174	88.50	0.861	15:14:11.484
8-	21.712	116.7	27.118	13.046	124.9	12.548	26.053	92.0	1:40.477	89.11	0.164	15:15:51.961
9-	21.784	117.9	27.356	13.366	120.9	12.155	26.254	92.8	1:40.915	88.73	0.602	15:17:32.876
10-	21.819	113.7	27.507	13.131	122.0	12.215	26.378	92.6	1:41.050	88.61	0.737	15:19:13.926
11-	21.768	119.4	27.326	13.011	125.4	12.292	26.319	92.5	1:40.716	88.90	0.403	15:20:54.642
12-	21.866	115.3	27.496	13.022	122.0	12.004	26.358	91.5	1:40.746	88.88	0.433	15:22:35.388
13-	21.808	119.1	26.933	13.227	121.3	12.023	26.412	92.4	1:40.403	89.18	0.090	15:24:15.791
14-	21.695	119.8	27.399	13.354	121.3	11.874	26.042	91.5	1:40.364 (3)	89.21	0.051	15:25:56.155

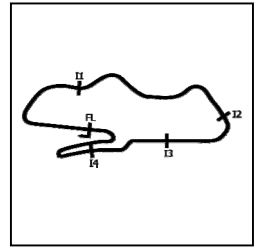
P3		75		Filip SUROWIAK				Honda - Team City Lifting / RS Racing				
IDEAL LAP TIME : 1:39.806		BEST LAP TIME : 1:40.382				DIFFERENCE : 0.576						
LAP	SECTOR 1	SECTOR 2	SECTOR 3	SECTOR 4	SECTOR 5	LAP TIME	MPH	DIFF	TIME OF DAY			
1-		114.3	27.557	13.162	124.7	12.100	26.723	90.9	1:45.427	84.93	5.045	15:04:06.014
2-	22.180	112.2	27.572	13.064	124.7	12.165	26.789	91.5	1:41.770	87.98	1.388	15:05:47.784
3-	21.979	114.9	27.289	12.988	124.9	12.179	26.652	92.4	1:41.087	88.58	0.705	15:07:28.871
4-	21.950	116.5	27.170	13.077	123.8	12.027	26.530	92.1	1:40.754	88.87	0.372	15:09:09.625
5-	21.797	118.7	27.220	13.104	124.9	12.071	26.500	92.1	1:40.692	88.92	0.310	15:10:50.317
6-	21.868	115.3	27.093	13.136	124.0	11.923	26.366	90.6	1:40.386 (2)	89.20	0.004	15:12:30.703
7-	22.066	112.7	27.390	13.020	123.8	11.913	26.253	92.3	1:40.642	88.97	0.260	15:14:11.345
8-	21.770	118.3	27.081	13.077	124.9	12.054	26.429	92.5	1:40.411 (3)	89.17	0.029	15:15:51.756
9-	21.817	118.1	27.359	13.353	123.1	11.951	26.217	91.6	1:40.697	88.92	0.315	15:17:32.453
10-	22.103	112.5	27.524	13.200	124.0	12.131	26.267	92.3	1:41.225	88.46	0.843	15:19:13.678
11-	21.790	119.4	27.400	13.055	125.4	12.081	26.445	91.6	1:40.771	88.85	0.389	15:20:54.449
12-	21.968	113.3	27.427	13.039	122.0	12.029	26.313	91.3	1:40.776	88.85	0.394	15:22:35.225
13-	21.843	119.1	26.952	13.273	122.9	12.010	26.304	92.1	1:40.382 (1)	89.20		15:24:15.607
14-	21.736	120.6	27.426	13.296	122.4	11.956	26.217	91.5	1:40.631	88.98	0.249	15:25:56.238

MCRCB BULLETIN TK401

2024 Bennetts British Superbike Championship - Round 10

2024 R&G British Talent Cup

RACE 3 - SECTOR ANALYSIS



SECTOR 1 = FL to I1, SECTOR 2 = I1 to I2, SECTOR 3 = I2 to I3, SECTOR 4 = I3 to I4, SECTOR 5 = I4 to FL, DIFF = Difference To Personal Best Lap, P = Crossed Finish Line in Pit Lane, D = Time Disallowed

P4 43		Amanuel BRINTON					Honda - Kovara Projects / RS Racing					
IDEAL LAP TIME : 1:39.715		BEST LAP TIME : 1:40.099					DIFFERENCE : 0.384					
LAP	SECTOR 1	SECTOR 2	SECTOR 3	SECTOR 4	SECTOR 5	LAP TIME	MPH	DIFF	TIME OF DAY			
1-		112.5	27.585	13.141	124.2	12.003	26.923	90.3	1:45.805	84.63	5.706	15:04:06.392
2-	21.971	117.1	27.605	13.103	123.5	12.174	26.792	90.8	1:41.645	88.09	1.546	15:05:48.037
3-	21.780	116.9	27.138	13.078	122.9	12.110	26.609	90.9	1:40.715	88.90	0.616	15:07:28.752
4-	22.170	120.4	27.163	13.096	122.6	11.990	26.610	91.3	1:41.029	88.63	0.930	15:09:09.781
5-	21.778	121.1	26.997	13.153	123.1	11.930	26.265	90.5	1:40.123 (2)	89.43	0.024	15:10:49.904
6-	22.030	120.6	27.333	13.271	123.3	11.907	26.535	91.4	1:41.076	88.59	0.977	15:12:30.980
7-	21.841	114.3	27.117	13.072	123.3	12.060	26.580	91.0	1:40.670	88.94	0.571	15:14:11.650
8-	21.792	120.6	26.991	12.994	124.7	12.419	26.271	91.1	1:40.467 (3)	89.12	0.368	15:15:52.117
9-	21.840	119.4	27.080	13.367	121.3	12.015	26.341	91.3	1:40.643	88.97	0.544	15:17:32.760
10-	21.984	115.1	27.260	13.221	124.0	12.043	26.094	90.9	1:40.602	89.00	0.503	15:19:13.362
11-	21.914	119.1	27.605	13.100	124.7	12.119	26.456	91.0	1:41.194	88.48	1.095	15:20:54.556
12-	21.798	120.0	27.007	13.053	122.6	12.031	26.210	90.4	1:40.099 (1)	89.45		15:22:34.655
13-	21.871	120.4	27.102	13.570	119.4	12.003	26.163	91.5	1:40.709	88.91	0.610	15:24:15.364
14-	21.760	120.4	27.727	13.475	119.6	11.876	26.144	91.4	1:40.982	88.67	0.883	15:25:56.346

P5 40		Julian CORREA					Honda - Microlise Cresswell Racing					
IDEAL LAP TIME : 1:39.654		BEST LAP TIME : 1:40.315					DIFFERENCE : 0.661					
LAP	SECTOR 1	SECTOR 2	SECTOR 3	SECTOR 4	SECTOR 5	LAP TIME	MPH	DIFF	TIME OF DAY			
1-		115.7	27.739	13.149	123.3	12.053	26.697	89.4	1:45.150	85.15	4.835	15:04:05.737
2-	22.271	116.3	27.627	13.082	124.5	12.156	26.585	91.5	1:41.721	88.02	1.406	15:05:47.458
3-	21.947	119.1	27.153	13.230	120.2	12.077	26.551	92.0	1:40.958	88.69	0.643	15:07:28.416
4-	21.897	119.1	27.264	13.322	124.5	12.081	26.449	91.6	1:41.013	88.64	0.698	15:09:09.429
5-	21.830	120.2	27.206	13.093	124.2	12.023	26.824	92.1	1:40.976	88.67	0.661	15:10:50.405
6-	21.622	121.5	27.174	13.007	124.0	12.022	26.597	92.4	1:40.422	89.16	0.107	15:12:30.827
7-	21.886	117.7	27.152	13.036	123.3	11.845	26.431	91.8	1:40.350 (2)	89.23	0.035	15:14:11.177
8-	21.865	119.4	27.101	13.096	124.5	12.007	26.391	91.3	1:40.460	89.13	0.145	15:15:51.637
9-	22.002	119.1	27.170	13.334	123.5	12.008	26.437	92.0	1:40.951	88.70	0.636	15:17:32.588
10-	22.025	113.1	27.323	13.208	123.3	12.043	26.597	92.4	1:41.196	88.48	0.881	15:19:13.784
11-	21.758	118.3	27.258	13.083	121.7	11.917	26.337	91.1	1:40.353 (3)	89.22	0.038	15:20:54.137
12-	21.904	118.3	27.220	13.011	123.8	12.070	26.550	91.5	1:40.755	88.87	0.440	15:22:34.892
13-	21.710	121.1	27.207	13.411	123.5	11.908	26.079	91.9	1:40.315 (1)	89.26		15:24:15.207
14-	21.855	120.2	27.776	13.479	119.8	12.052	26.262	92.0	1:41.424	88.28	1.109	15:25:56.631

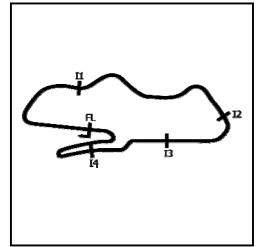
P6 61		Harrison MACKAY					Honda - Wilson Racing / HMR					
IDEAL LAP TIME : 1:40.742		BEST LAP TIME : 1:41.003					DIFFERENCE : 0.261					
LAP	SECTOR 1	SECTOR 2	SECTOR 3	SECTOR 4	SECTOR 5	LAP TIME	MPH	DIFF	TIME OF DAY			
1-		108.5	28.177	13.211	122.0	12.463	27.028	92.0	1:48.300	82.68	7.297	15:04:08.887
2-	22.017	110.5	27.754	13.101	120.0	12.357	26.892	91.4	1:42.121	87.68	1.118	15:05:51.008
3-	22.051	114.5	27.714	13.191	122.6	12.091	26.855	91.6	1:41.902	87.87	0.899	15:07:32.910
4-	22.070	108.4	27.897	13.202	124.5	12.513	26.979	91.6	1:42.661	87.22	1.658	15:09:15.571
5-	21.925	115.1	27.711	13.086	124.2	12.314	26.719	91.5	1:41.755	88.00	0.752	15:10:57.326
6-	22.147	114.5	28.054	13.189	121.1	12.325	27.097	92.5	1:42.812	87.09	1.809	15:12:40.138
7-	21.993	111.4	28.613	13.232	123.8	12.347	27.144	91.5	1:43.329	86.65	2.326	15:14:23.467
8-	21.920	116.7	27.567	13.122	123.5	12.583	26.778	92.3	1:41.970	87.81	0.967	15:16:05.437
9-	22.044	113.7	27.523	13.096	122.6	12.498	26.503	92.1	1:41.664	88.07	0.661	15:17:47.101
10-	22.042	114.7	27.548	13.184	121.3	12.123	26.355	92.4	1:41.252 (3)	88.43	0.249	15:19:28.353
11-	22.028	116.1	27.385	13.015	121.7	12.219	26.356	92.4	1:41.003 (1)	88.65		15:21:09.356
12-	22.087	115.5	27.361	13.118	120.4	12.119	26.381	91.1	1:41.066 (2)	88.60	0.063	15:22:50.422
13-	22.163	114.3	27.661	13.146	120.4	12.128	26.457	91.0	1:41.555	88.17	0.552	15:24:31.977
14-	22.172	114.9	27.561	13.219	120.6	12.202	26.368	91.4	1:41.522	88.20	0.519	15:26:13.499

MCRCB BULLETIN TK401

2024 Bennetts British Superbike Championship - Round 10

2024 R&G British Talent Cup

RACE 3 - SECTOR ANALYSIS



SECTOR 1 = FL to I1, SECTOR 2 = I1 to I2, SECTOR 3 = I2 to I3, SECTOR 4 = I3 to I4, SECTOR 5 = I4 to FL, DIFF = Difference To Personal Best Lap, P = Crossed Finish Line in Pit Lane, D = Time Disallowed

P7 19		Scott McPHEE			Honda - SMP Racing							
IDEAL LAP TIME : 1:40.829		BEST LAP TIME : 1:41.347			DIFFERENCE : 0.518							
LAP	SECTOR 1	SECTOR 2	SECTOR 3	SECTOR 4	SECTOR 5	LAP TIME	MPH	DIFF	TIME OF DAY			
1-		113.9	27.931	13.066	124.2	12.312	26.894	90.3	1:46.224	84.29	4.877	15:04:06.811
2-	22.447	114.9	27.970	13.129	121.7	12.357	26.636	90.1	1:42.539	87.32	1.192	15:05:49.350
3-	22.176	116.5	27.468	13.299	120.0	12.140	26.368	90.6	1:41.451 (2)	88.26	0.104	15:07:30.801
4-	22.229	117.3	27.591	13.187	120.0	12.221	26.455	90.0	1:41.683	88.06	0.336	15:09:12.484
5-	22.240	115.5	27.661	13.307	118.9	12.203	26.310	90.3	1:41.721	88.02	0.374	15:10:54.205
6-	22.289	114.9	27.686	13.206	119.4	12.556	26.673	90.5	1:42.410	87.43	1.063	15:12:36.615
7-	22.212	116.3	27.654	13.308	118.1	12.148	26.366	90.3	1:41.688	88.05	0.341	15:14:18.303
8-	22.200	116.3	27.606	13.236	118.5	12.144	26.519	90.3	1:41.705	88.04	0.358	15:16:00.008
9-	22.213	116.7	27.581	13.298	117.9	12.133	30.230	90.1	1:45.455	84.91	4.108	15:17:45.463
10-	22.251	115.7	27.515	13.260	118.5	12.197	26.579	90.8	1:41.802	87.95	0.455	15:19:27.265
11-	22.177	114.1	27.519	13.270	118.7	12.453	26.435	90.9	1:41.854	87.91	0.507	15:21:09.119
12-	22.434	112.4	27.430	13.195	120.9	12.063	26.692	91.0	1:41.814	87.94	0.467	15:22:50.933
13-	22.088	109.2	27.624	13.045	122.6	12.257	26.469	90.6	1:41.483 (3)	88.23	0.136	15:24:32.416
14-	22.053	118.1	27.358	13.211	120.9	12.195	26.530	91.1	1:41.347 (1)	88.35		15:26:13.763

P8 29		Lucas BROWN			Honda - SENCAT Talent Team / Mortimer Racing							
IDEAL LAP TIME : 1:40.788		BEST LAP TIME : 1:41.273			DIFFERENCE : 0.485							
LAP	SECTOR 1	SECTOR 2	SECTOR 3	SECTOR 4	SECTOR 5	LAP TIME	MPH	DIFF	TIME OF DAY			
1-		113.3	28.202	13.348	122.0	12.393	27.371	89.7	1:48.580	82.46	7.307	15:04:09.167
2-	22.110	119.1	27.655	13.315	120.4	12.150	26.774	90.0	1:42.004	87.78	0.731	15:05:51.171
3-	21.983	118.7	27.480	13.367	119.6	12.159	26.938	90.3	1:41.927	87.85	0.654	15:07:33.098
4-	22.013	117.9	27.978	13.407	122.2	12.511	27.133	90.6	1:43.042	86.90	1.769	15:09:16.140
5-	22.087	120.4	27.391	13.171	122.6	12.169	26.839	90.8	1:41.657	88.08	0.384	15:10:57.797
6-	22.033	113.5	28.115	13.237	122.4	12.097	27.072	90.3	1:42.554	87.31	1.281	15:12:40.351
7-	21.952	119.4	28.043	13.203	121.7	12.524	26.910	90.6	1:42.632	87.24	1.359	15:14:22.983
8-	22.074	112.5	27.464	13.380	122.2	11.974	26.381	89.2	1:41.273 (1)	88.41		15:16:04.256
9-	22.345	116.1	27.580	13.305	117.7	12.046	26.350	89.5	1:41.626	88.11	0.353	15:17:45.882
10-	22.246	117.7	27.477	13.217	119.4	12.075	26.501	90.9	1:41.516	88.20	0.243	15:19:27.398
11-	22.123	114.5	27.606	13.151	120.9	12.112	26.320	89.4	1:41.312 (2)	88.38	0.039	15:21:08.710
12-	22.337	115.1	27.639	13.312	117.9	12.154	26.509	90.1	1:41.951	87.83	0.678	15:22:50.661
13-	22.295	114.7	27.438	13.222	120.0	12.013	26.504	90.3	1:41.472 (3)	88.24	0.199	15:24:32.133
14-	22.096	116.1	27.763	13.236	120.6	12.304	26.946	83.9	1:42.345	87.49	1.072	15:26:14.478

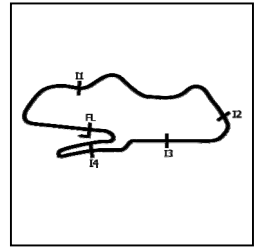
P9 88		Mason FOSTER			Honda - Sublime							
IDEAL LAP TIME : 1:40.987		BEST LAP TIME : 1:41.301			DIFFERENCE : 0.314							
LAP	SECTOR 1	SECTOR 2	SECTOR 3	SECTOR 4	SECTOR 5	LAP TIME	MPH	DIFF	TIME OF DAY			
1-		111.2	28.131	13.067	124.5	12.654	26.720	91.8	1:47.248	83.49	5.947	15:04:07.835
2-	22.055	115.3	27.612	13.092	122.0	12.649	26.564	92.0	1:41.972	87.81	0.671	15:05:49.807
3-	22.201	112.2	27.958	13.298	120.2	12.567	26.644	92.5	1:42.668	87.21	1.367	15:07:32.475
4-	22.361	110.7	27.918	13.198	120.0	12.319	26.566	91.3	1:42.362	87.47	1.061	15:09:14.837
5-	22.260	115.1	27.698	13.218	120.9	12.306	26.758	91.9	1:42.240	87.58	0.939	15:10:57.077
6-	22.143	115.9	27.952	13.275	120.2	12.568	26.566	92.0	1:42.504	87.35	1.203	15:12:39.581
7-	22.279	110.3	28.347	13.101	122.0	12.665	26.333	91.1	1:42.725	87.16	1.424	15:14:22.306
8-	22.211	111.4	28.076	13.368	123.3	12.565	26.708	92.4	1:42.928	86.99	1.627	15:16:05.234
9-	22.178	111.4	27.673	13.073	123.1	12.548	26.581	91.6	1:42.053	87.74	0.752	15:17:47.287
10-	22.025	114.5	27.495	13.112	122.4	12.278	26.483	91.9	1:41.393 (2)	88.31	0.092	15:19:28.680
11-	22.289	113.9	27.708	13.116	119.8	12.346	26.455	91.6	1:41.914 (3)	87.86	0.613	15:21:10.594
12-	22.138	115.9	27.636	13.253	120.2	12.477	26.453	92.3	1:41.957	87.82	0.656	15:22:52.551
13-	22.049	114.1	27.929	13.207	120.2	12.657	26.528	92.6	1:42.370	87.47	1.069	15:24:34.921
14-	22.060	110.7	27.606	13.235	119.4	12.248	26.152	91.4	1:41.301 (1)	88.39		15:26:16.222

MCRCB BULLETIN TK401

2024 Bennetts British Superbike Championship - Round 10

2024 R&G British Talent Cup

RACE 3 - SECTOR ANALYSIS



SECTOR 1 = FL to I1, SECTOR 2 = I1 to I2, SECTOR 3 = I2 to I3, SECTOR 4 = I3 to I4, SECTOR 5 = I4 to FL, DIFF = Difference To Personal Best Lap, P = Crossed Finish Line in Pit Lane, D = Time Disallowed

P10 99		Peter WILLIS					Honda - Clonlough.ie by WM Racing					
IDEAL LAP TIME : 1:41.036		BEST LAP TIME : 1:41.592					DIFFERENCE : 0.556					
LAP	SECTOR 1	SECTOR 2	SECTOR 3	SECTOR 4	SECTOR 5	LAP TIME	MPH	DIFF	TIME OF DAY			
1-		110.9	28.319	13.191	121.1	12.426	26.634	91.0	1:46.793	83.84	5.201	15:04:07.380
2-	22.140	117.9	27.850	13.256	120.4	12.724	26.858	90.4	1:42.828	87.08	1.236	15:05:50.208
3-	22.324	115.5	27.655	13.388	120.2	12.340	26.715	90.6	1:42.422	87.42	0.830	15:07:32.630
4-	22.250	112.2	28.084	13.390	121.1	12.505	26.835	91.1	1:43.064	86.88	1.472	15:09:15.694
5-	22.134	116.3	27.538	13.208	121.7	12.303	26.713	91.0	1:41.896	87.87	0.304	15:10:57.590
6-	22.156	116.7	28.167	13.378	122.0	12.405	26.762	90.8	1:42.868	87.04	1.276	15:12:40.458
7-	22.169	118.1	27.884	13.252	121.5	12.432	27.017	90.6	1:42.754	87.14	1.162	15:14:23.212
8-	22.407	117.7	27.481	13.272	121.3	12.544	26.845	90.4	1:42.549	87.31	0.957	15:16:05.761
9-	22.255	118.9	27.300	13.316	119.6	12.373	26.984	90.3	1:42.228	87.59	0.636	15:17:47.989
10-	22.252	116.3	27.729	13.214	120.2	12.271	26.300	90.9	1:41.766 (3)	87.99	0.174	15:19:29.755
11-	22.082	113.1	27.574	13.218	119.1	12.335	26.489	90.0	1:41.698 (2)	88.04	0.106	15:21:11.453
12-	22.348	115.3	27.400	13.207	119.6	12.303	26.334	90.4	1:41.592 (1)	88.14		15:22:53.045
13-	22.209	119.4	27.472	13.431	120.2	12.471	26.520	90.9	1:42.103	87.70	0.511	15:24:35.148
14-	22.047	114.3	27.764	13.118	121.7	12.451	26.631	90.9	1:42.011	87.77	0.419	15:26:17.159

P11 28		Charlie BARNES					Honda - SENCAT Talent Team / Mortimer Racing					
IDEAL LAP TIME : 1:41.011		BEST LAP TIME : 1:41.453					DIFFERENCE : 0.442					
LAP	SECTOR 1	SECTOR 2	SECTOR 3	SECTOR 4	SECTOR 5	LAP TIME	MPH	DIFF	TIME OF DAY			
1-		115.5	28.138	13.379	121.3	12.517	26.973	90.8	1:47.826	83.04	6.373	15:04:08.413
2-	22.371	111.8	28.346	13.337	121.7	12.258	26.849	90.1	1:43.161	86.80	1.708	15:05:51.574
3-	22.080	115.7	27.565	13.318	121.7	12.268	26.602	91.4	1:41.833 (3)	87.93	0.380	15:07:33.407
4-	22.015	116.5	27.792	13.474	120.2	12.464	26.823	89.9	1:42.568	87.30	1.115	15:09:15.975
5-	22.014	118.7	27.890	13.298	121.3	12.307	26.651	90.9	1:42.160	87.65	0.707	15:10:58.135
6-	21.982	116.7	27.578	13.198	122.2	12.347	26.694	91.6	1:41.799 (2)	87.96	0.346	15:12:39.934
7-	22.083	113.9	27.983	13.298	120.0	12.259	26.502	89.9	1:42.125	87.68	0.672	15:14:22.059
8-	22.350	114.3	27.962	13.458	117.5	12.557	26.545	90.5	1:42.872	87.04	1.419	15:16:04.931
9-	22.254	117.3	27.713	13.212	121.3	12.393	26.442	90.8	1:42.014	87.77	0.561	15:17:46.945
10-	22.084	116.3	27.554	13.344	118.7	12.367	26.496	91.5	1:41.845	87.92	0.392	15:19:28.790
11-	22.059	117.7	27.480	13.277	119.8	12.240	26.397	90.1	1:41.453 (1)	88.26		15:21:10.243
12-	22.358	116.7	27.622	13.402	118.9	12.447	26.327	90.8	1:42.156	87.65	0.703	15:22:52.399
13-	22.200	115.9	27.755	13.401	120.0	12.487	26.327	90.6	1:42.170	87.64	0.717	15:24:34.569
14-	22.247	116.3	27.898	13.263	120.9	12.939	26.111	90.5	1:42.458	87.39	1.005	15:26:17.027

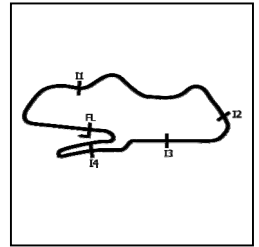
P12 64		Clayton EDMUNDS					Honda - Team City Lifting / RS Racing					
IDEAL LAP TIME : 1:41.228		BEST LAP TIME : 1:41.479					DIFFERENCE : 0.251					
LAP	SECTOR 1	SECTOR 2	SECTOR 3	SECTOR 4	SECTOR 5	LAP TIME	MPH	DIFF	TIME OF DAY			
1-		118.5	27.845	13.186	124.0	12.327	27.211	91.8	1:46.349	84.19	4.870	15:04:06.936
2-	22.192	118.3	27.714	13.414	120.6	12.488	27.250	92.0	1:43.058	86.88	1.579	15:05:49.994
3-	22.219	113.9	27.871	13.229	122.6	12.189	26.820	91.5	1:42.328	87.50	0.849	15:07:32.322
4-	22.405	111.6	28.094	13.252	121.1	12.599	26.666	91.8	1:43.016	86.92	1.537	15:09:15.338
5-	22.085	113.5	27.629	13.122	122.2	12.178	26.643	90.9	1:41.657 (3)	88.08	0.178	15:10:56.995
6-	22.356	118.5	27.946	13.157	122.2	12.483	26.860	92.0	1:42.802	87.10	1.323	15:12:39.797
7-	22.157	112.2	28.399	13.217	123.3	12.596	26.474	91.4	1:42.843	87.06	1.364	15:14:22.640
8-	22.033	118.1	27.724	13.418	120.4	12.503	26.825	91.8	1:42.503	87.35	1.024	15:16:05.143
9-	22.123	117.7	27.507	13.187	120.4	12.253	26.463	91.8	1:41.533 (2)	88.19	0.054	15:17:46.676
10-	23.198	114.1	27.805	13.206	121.5	12.244	26.463	92.1	1:42.916	87.00	1.437	15:19:29.592
11-	22.132	118.7	27.528	13.121	120.9	12.191	26.507	91.5	1:41.479 (1)	88.23		15:21:11.071
12-	22.314	117.3	27.450	13.182	121.7	12.163	26.687	91.5	1:41.796	87.96	0.317	15:22:52.867
13-	22.148	118.7	27.606	13.119	122.6	12.348	26.688	92.1	1:41.909	87.86	0.430	15:24:34.776
14-	22.244	111.1	27.804	13.166	122.2	13.391	28.984	89.1	1:45.589	84.80	4.110	15:26:20.365

MCRCB BULLETIN TK401

2024 Bennetts British Superbike Championship - Round 10

2024 R&G British Talent Cup

RACE 3 - SECTOR ANALYSIS



SECTOR 1 = FL to I1, SECTOR 2 = I1 to I2, SECTOR 3 = I2 to I3, SECTOR 4 = I3 to I4, SECTOR 5 = I4 to FL, DIFF = Difference To Personal Best Lap, P = Crossed Finish Line in Pit Lane, D = Time Disallowed

P13 16		Jack BURROWS				Honda - Burrows Engineering / RK Racing						
IDEAL LAP TIME : 1:40.986		BEST LAP TIME : 1:41.508				DIFFERENCE : 0.522						
LAP	SECTOR 1	SECTOR 2	SECTOR 3	SECTOR 4	SECTOR 5	LAP TIME	MPH	DIFF	TIME OF DAY			
1-		114.1	28.100	13.271	121.5	12.311	26.598	90.6	1:46.597	84.00	5.089	15:04:07.184
2-	22.233	120.6	27.693	13.272	120.4	12.521	26.670	90.4	1:42.389	87.45	0.881	15:05:49.573
3-	22.433	115.9	27.824	13.457	119.6	12.347	26.425	90.0	1:42.486	87.37	0.978	15:07:32.059
4-	22.579	115.7	28.008	13.382	118.5	12.397	26.568	90.3	1:42.934	86.99	1.426	15:09:14.993
5-	22.285	118.3	27.708	13.220	120.6	12.315	26.933	91.6	1:42.461	87.39	0.953	15:10:57.454
6-	22.074	117.5	27.887	13.275	121.7	12.324	26.317	90.3	1:41.877 (3)	87.89	0.369	15:12:39.331
7-	22.399	114.9	28.089	13.450	118.3	12.940	26.589	90.8	1:43.467	86.54	1.959	15:14:22.798
8-	22.199	118.9	27.844	13.267	121.3	12.666	26.873	90.3	1:42.849	87.06	1.341	15:16:05.647
9-	22.240	120.0	27.296	13.229	120.4	12.458	26.629	90.9	1:41.852 (2)	87.91	0.344	15:17:47.499
10-	22.187	119.4	27.249	13.182	122.2	12.355	26.535	91.3	1:41.508 (1)	88.21		15:19:29.007
11-	22.194	119.6	27.364	13.217	120.6	12.164	29.886	89.8	1:44.825	85.42	3.317	15:21:13.832
12-	22.459	115.5	27.703	13.429	118.7	12.175	26.353	90.1	1:42.119	87.68	0.611	15:22:55.951
13-	22.402	115.3	27.858	13.414	118.7	12.452	26.551	89.7	1:42.677	87.20	1.169	15:24:38.628
14-	22.406	116.9	28.121	13.581	118.1	12.306	26.784	87.9	1:43.198	86.76	1.690	15:26:21.826

P14 67		George BOWES				Honda - GB67 Racing						
IDEAL LAP TIME : 1:41.144		BEST LAP TIME : 1:41.835				DIFFERENCE : 0.691						
LAP	SECTOR 1	SECTOR 2	SECTOR 3	SECTOR 4	SECTOR 5	LAP TIME	MPH	DIFF	TIME OF DAY			
1-		110.3	28.749	13.278	123.8	12.646	27.187	91.1	1:48.189	82.76	6.354	15:04:08.776
2-	22.335	119.4	28.253	13.218	125.4	12.555	27.252	91.1	1:43.613	86.42	1.778	15:05:52.389
3-	22.250	117.5	27.990	13.212	125.2	12.468	27.255	91.8	1:43.175	86.78	1.340	15:07:35.564
4-	22.281	115.5	27.504	13.115	124.5	12.744	27.030	91.8	1:42.674	87.21	0.839	15:09:18.238
5-	22.216	117.3	27.973	13.211	123.3	12.821	26.781	91.8	1:43.002	86.93	1.167	15:11:01.240
6-	22.379	110.7	28.045	13.242	123.8	12.557	27.287	91.4	1:43.510	86.50	1.675	15:12:44.750
7-	22.373	112.4	27.628	13.240	122.0	12.835	26.765	91.8	1:42.841	87.07	1.006	15:14:27.591
8-	22.171	117.7	27.549	12.989	124.9	12.664	27.218	91.8	1:42.591	87.28	0.756	15:16:10.182
9-	22.028	122.2	27.661	13.009	125.2	12.721	26.973	91.6	1:42.392	87.45	0.557	15:17:52.574
10-	22.180	111.6	27.661	13.290	123.3	12.545	26.842	90.1	1:42.518	87.34	0.683	15:19:35.092
11-	22.089	112.0	27.754	13.113	124.2	12.583	26.445	91.4	1:41.984 (3)	87.80	0.149	15:21:17.076
12-	22.151	111.4	27.576	13.233	123.3	12.435	27.466	91.4	1:42.861	87.05	1.026	15:22:59.937
13-	22.230	116.1	27.533	13.191	120.6	12.319	26.562	91.4	1:41.835 (1)	87.93		15:24:41.772
14-	22.213	117.9	27.483	13.365	121.7	12.199	26.659	90.8	1:41.919 (2)	87.85	0.084	15:26:23.691

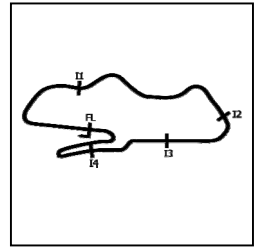
P15 14		Bill HARRIS				Honda - Team Harris Racing / RS Racing						
IDEAL LAP TIME : 1:41.310		BEST LAP TIME : 1:41.951				DIFFERENCE : 0.641						
LAP	SECTOR 1	SECTOR 2	SECTOR 3	SECTOR 4	SECTOR 5	LAP TIME	MPH	DIFF	TIME OF DAY			
1-		108.4	28.457	13.168	125.4	12.674	27.152	91.4	1:49.413	81.84	7.462	15:04:10.000
2-	22.321	115.5	27.609	13.217	125.9	12.645	27.144	92.5	1:42.936	86.99	0.985	15:05:52.936
3-	22.089	112.0	28.015	12.963	124.5	12.517	27.236	91.9	1:42.820	87.08	0.869	15:07:35.756
4-	22.264	111.1	27.525	13.002	125.6	12.699	26.818	92.1	1:42.308 (3)	87.52	0.357	15:09:18.064
5-	22.342	110.9	27.894	12.980	125.2	12.837	26.801	92.0	1:42.854	87.05	0.903	15:11:00.918
6-	22.367	111.1	28.265	13.244	123.3	12.376	27.131	91.9	1:43.383	86.61	1.432	15:12:44.301
7-	22.324	111.2	27.706	13.250	120.9	12.451	26.668	91.1	1:42.399	87.44	0.448	15:14:26.700
8-	22.328	109.6	27.816	13.311	118.5	12.491	26.941	90.5	1:42.887	87.03	0.936	15:16:09.587
9-	22.202	113.5	27.491	13.230	120.9	12.519	27.109	92.0	1:42.551	87.31	0.600	15:17:52.138
10-	22.342	112.5	27.842	13.278	122.2	12.522	26.726	92.3	1:42.710	87.18	0.759	15:19:34.848
11-	22.165	111.8	27.660	13.256	120.4	12.347	26.627	91.1	1:42.055 (2)	87.74	0.104	15:21:16.903
12-	22.219	112.9	27.529	13.321	120.4	12.244	26.638	91.6	1:41.951 (1)	87.83		15:22:58.854
13-	22.386	113.1	27.693	13.359	120.4	12.375	26.523	91.5	1:42.336	87.50	0.385	15:24:41.190
14-	22.193	112.0	27.695	13.257	120.6	12.550	27.035	92.1	1:42.730	87.16	0.779	15:26:23.920

MCRCB BULLETIN TK401

2024 Bennetts British Superbike Championship - Round 10

2024 R&G British Talent Cup

RACE 3 - SECTOR ANALYSIS



SECTOR 1 = FL to I1, SECTOR 2 = I1 to I2, SECTOR 3 = I2 to I3, SECTOR 4 = I3 to I4, SECTOR 5 = I4 to FL, DIFF = Difference To Personal Best Lap, P = Crossed Finish Line in Pit Lane, D = Time Disallowed

P16 48		Ollie WALKER					Honda - Walker Racing					
IDEAL LAP TIME : 1:41.325		BEST LAP TIME : 1:41.975					DIFFERENCE : 0.650					
LAP	SECTOR 1	SECTOR 2	SECTOR 3	SECTOR 4	SECTOR 5	LAP TIME	MPH	DIFF	TIME OF DAY			
1-		107.0	28.360	13.287	123.3	12.472	27.130	90.8	1:48.993	82.15	7.018	15:04:09.580
2-	22.171	117.5	27.828	13.186	125.4	12.500	27.262	89.8	1:42.947	86.98	0.972	15:05:52.527
3-	22.342	113.7	27.693	13.196	123.1	12.487	26.644	90.0	1:42.362	87.47	0.387	15:07:34.889
4-	22.314	113.9	27.888	13.241	120.0	12.596	26.969	90.9	1:43.008	86.92	1.033	15:09:17.897
5-	22.351	112.2	27.801	13.185	122.0	13.034	26.789	91.0	1:43.160	86.80	1.185	15:11:01.057
6-	22.425	110.7	28.556	13.194	122.4	12.542	27.076	91.3	1:43.793	86.27	1.818	15:12:44.850
7-	22.348	107.2	27.691	13.180	123.3	12.581	26.764	91.5	1:42.564	87.30	0.589	15:14:27.414
8-	22.249	116.1	27.548	13.052	124.5	12.622	27.077	90.9	1:42.548	87.31	0.573	15:16:09.962
9-	22.060	117.7	27.620	13.057	122.2	12.516	27.049	90.9	1:42.302 (3)	87.52	0.327	15:17:52.264
10-	22.295	112.5	28.082	13.332	121.3	12.401	26.819	90.1	1:42.929	86.99	0.954	15:19:35.193
11-	22.052	112.5	27.711	13.259	123.1	12.672	26.818	90.9	1:42.512	87.35	0.537	15:21:17.705
12-	22.334	117.5	27.556	13.076	123.3	12.397	26.952	90.9	1:42.315	87.51	0.340	15:23:00.020
13-	22.266	115.1	27.646	13.167	122.4	12.455	26.441	91.0	1:41.975 (1)	87.81		15:24:41.995
14-	22.063	116.5	27.573	13.242	122.0	12.232	26.923	91.8	1:42.033 (2)	87.76	0.058	15:26:24.028

P17 82		Kyle PAYNE					Honda - Illusion Racing					
IDEAL LAP TIME : 1:40.960		BEST LAP TIME : 1:41.944					DIFFERENCE : 0.984					
LAP	SECTOR 1	SECTOR 2	SECTOR 3	SECTOR 4	SECTOR 5	LAP TIME	MPH	DIFF	TIME OF DAY			
1-		116.7	28.437	13.631	121.1	12.607	27.175	90.5	1:48.868	82.25	6.924	15:04:09.455
2-	22.117	118.1	28.213	13.309	122.9	12.569	27.488	91.1	1:43.696	86.35	1.752	15:05:53.151
3-	22.204	115.7	27.905	13.348	121.5	12.347	27.331	90.0	1:43.135	86.82	1.191	15:07:36.286
4-	22.161	115.9	27.426	13.161	122.9	12.523	27.064	90.9	1:42.335	87.50	0.391	15:09:18.621
5-	22.105	118.9	28.024	13.172	123.1	12.737	27.281	89.7	1:43.319	86.66	1.375	15:11:01.940
6-	22.306	117.1	27.691	13.142	123.5	12.665	27.274	90.9	1:43.078	86.87	1.134	15:12:45.018
7-	22.294	112.5	27.860	13.262	122.4	12.679	26.695	90.8	1:42.790	87.11	0.846	15:14:27.808
8-	22.170	119.8	27.513	13.155	122.0	12.628	27.072	90.9	1:42.538	87.32	0.594	15:16:10.346
9-	22.109	118.9	27.296	13.093	121.7	12.630	26.986	90.4	1:42.114 (2)	87.69	0.170	15:17:52.460
10-	22.153	117.3	27.944	13.462	118.9	12.456	26.869	90.9	1:42.884	87.03	0.940	15:19:35.344
11-	22.131	118.1	27.785	13.129	122.9	12.656	27.116	91.0	1:42.817	87.09	0.873	15:21:18.161
12-	22.046	119.8	27.673	13.449	120.2	12.285	26.760	90.9	1:42.213 (3)	87.60	0.269	15:23:00.374
13-	22.336	118.1	27.536	13.287	120.6	12.372	26.767	90.4	1:42.298	87.53	0.354	15:24:42.672
14-	22.248	115.7	27.866	13.200	121.7	12.390	26.240	90.4	1:41.944 (1)	87.83		15:26:24.616

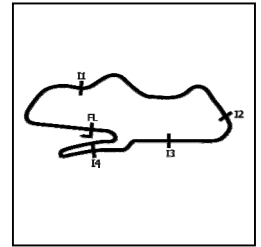
P18 2		Josh BANNISTER					Honda - Dunsley Heat Racing					
IDEAL LAP TIME : 1:41.615		BEST LAP TIME : 1:42.139					DIFFERENCE : 0.524					
LAP	SECTOR 1	SECTOR 2	SECTOR 3	SECTOR 4	SECTOR 5	LAP TIME	MPH	DIFF	TIME OF DAY			
1-		113.5	28.138	13.277	120.2	12.591	27.532	90.0	1:48.694	82.38	6.555	15:04:09.281
2-	22.118	117.5	28.088	13.275	122.0	12.590	27.371	89.9	1:43.442	86.56	1.303	15:05:52.723
3-	22.446	117.3	27.614	13.288	120.2	12.637	27.246	89.7	1:43.231	86.74	1.092	15:07:35.954
4-	22.282	117.1	27.522	13.131	120.6	12.488	27.012	90.5	1:42.435	87.41	0.296	15:09:18.389
5-	22.133	118.7	28.053	13.209	120.9	12.841	26.941	89.7	1:43.177	86.78	1.038	15:11:01.566
6-	22.277	117.5	27.953	13.248	122.4	12.556	26.916	89.3	1:42.950	86.97	0.811	15:12:44.516
7-	22.467	113.7	28.106	13.336	119.8	12.500	27.032	90.4	1:43.441	86.56	1.302	15:14:27.957
8-	22.125	116.7	27.569	13.222	120.2	12.447	27.195	90.1	1:42.558	87.31	0.419	15:16:10.515
9-	22.234	118.7	27.428	13.270	118.1	12.296	27.013	90.1	1:42.241 (3)	87.58	0.102	15:17:52.756
10-	22.215	116.1	27.792	13.330	119.8	12.517	26.845	90.9	1:42.699	87.19	0.560	15:19:35.455
11-	22.171	118.1	27.530	13.201	121.7	12.645	26.986	90.4	1:42.533	87.33	0.394	15:21:17.988
12-	22.124	118.3	27.704	13.162	119.4	12.284	26.946	90.0	1:42.220 (2)	87.59	0.081	15:23:00.208
13-	22.196	118.7	27.648	13.155	122.0	12.521	27.055	90.3	1:42.575	87.29	0.436	15:24:42.783
14-	22.201	118.1	27.698	13.194	119.8	12.392	26.654	89.9	1:42.139 (1)	87.66		15:26:24.922

MCRCB BULLETIN TK401

2024 Bennetts British Superbike Championship - Round 10

2024 R&G British Talent Cup

RACE 3 - SECTOR ANALYSIS



SECTOR 1 = FL to I1, SECTOR 2 = I1 to I2, SECTOR 3 = I2 to I3, SECTOR 4 = I3 to I4, SECTOR 5 = I4 to FL, DIFF = Difference To Personal Best Lap, P = Crossed Finish Line in Pit Lane, D = Time Disallowed

P19 65		Alexander ROWAN					Honda - Alexander Rowan Racing					
IDEAL LAP TIME : 1:41.779		BEST LAP TIME : 1:41.891					DIFFERENCE : 0.112					
LAP	SECTOR 1	SECTOR 2	SECTOR 3	SECTOR 4	SECTOR 5	LAP TIME	MPH	DIFF	TIME OF DAY			
1-		112.7	28.275	13.124	122.9	12.564	27.264	90.6	1:47.651	83.18	5.760	15:04:08.238
2-	22.464	115.5	28.513	13.326	122.9	12.562	27.202	90.8	1:44.067	86.04	2.176	15:05:52.305
3-	22.411	116.7	27.705	13.291	122.0	12.633	27.118	90.6	1:43.158	86.80	1.267	15:07:35.463
4-	22.244	115.9	27.517	13.089	123.1	12.504	26.968	91.0	1:42.322 (3)	87.51	0.431	15:09:17.785
5-	22.333	117.5	27.797	13.260	121.7	12.622	26.941	90.9	1:42.953	86.97	1.062	15:11:00.738
6-	22.604	111.4	28.122	13.313	120.6	12.473	26.909	90.8	1:43.421	86.58	1.530	15:12:44.159
7-	22.751	115.1	27.731	13.320	121.5	12.424	26.945	90.9	1:43.171	86.79	1.280	15:14:27.330
8-	22.230	117.7	27.539	13.111	123.1	12.593	27.016	90.9	1:42.489	87.36	0.598	15:16:09.819
9-	22.093	119.4	27.604	13.141	122.4	12.463	26.888	90.4	1:42.189 (2)	87.62	0.298	15:17:52.008
10-	22.308	116.3	27.890	13.301	119.8	12.484	26.731	91.1	1:42.714	87.17	0.823	15:19:34.722
11-	22.352	112.7	27.758	13.127	121.3	12.830	27.072	91.1	1:43.139	86.81	1.248	15:21:17.861
12-	22.089	118.7	27.468	13.200	121.1	12.402	26.732	91.0	1:41.891 (1)	87.88		15:22:59.752
13-	22.284	114.9	27.789	13.234	122.6	12.525	26.935	91.1	1:42.767	87.13	0.876	15:24:42.519
14-	22.242	116.1	27.769	13.193	120.9	12.453	27.052	91.6	1:42.709	87.18	0.818	15:26:25.228

P20 71		Daniel GOODMAN					Honda - Fibre Tec Honda					
IDEAL LAP TIME : 1:41.891		BEST LAP TIME : 1:42.237					DIFFERENCE : 0.346					
LAP	SECTOR 1	SECTOR 2	SECTOR 3	SECTOR 4	SECTOR 5	LAP TIME	MPH	DIFF	TIME OF DAY			
1-		102.9	28.826	13.224	124.0	13.005	27.339	90.5	1:49.868	81.50	7.631	15:04:10.455
2-	22.518	109.2	27.919	13.191	123.3	12.498	27.366	90.4	1:43.492	86.52	1.255	15:05:53.947
3-	22.367	111.1	27.747	13.276	117.1	12.567	26.971	90.4	1:42.928	86.99	0.691	15:07:36.875
4-	22.624	115.3	27.885	13.302	120.9	12.382	26.801	90.5	1:42.994	86.94	0.757	15:09:19.869
5-	22.446	114.3	27.877	13.269	120.4	12.354	26.774	90.8	1:42.720	87.17	0.483	15:11:02.589
6-	22.250	115.9	27.636	13.122	122.9	12.398	27.277	91.0	1:42.683 (3)	87.20	0.446	15:12:45.272
7-	22.245	108.9	27.954	13.226	122.9	12.660	26.977	90.8	1:43.062	86.88	0.825	15:14:28.334
8-	22.244	116.9	27.682	13.166	122.0	12.284	27.074	89.8	1:42.450 (2)	87.40	0.213	15:16:10.784
9-	22.320	115.7	27.517	13.127	122.4	12.350	26.923	91.0	1:42.237 (1)	87.58		15:17:53.021
10-	22.235	112.9	27.760	13.200	123.1	12.641	26.943	91.4	1:42.779	87.12	0.542	15:19:35.800
11-	22.241	115.5	27.514	13.127	123.1	12.713	27.286	87.1	1:42.881	87.03	0.644	15:21:18.681
12-	22.544	113.7	27.846	13.405	119.8	12.475	26.736	90.1	1:43.006	86.93	0.769	15:23:01.687
13-	22.524	115.9	27.779	13.332	119.4	12.603	26.770	89.9	1:43.008	86.92	0.771	15:24:44.695
14-	22.502	114.7	28.282	13.466	118.7	12.582	26.786	90.4	1:43.618	86.41	1.381	15:26:28.313

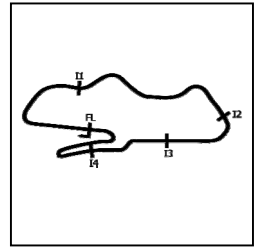
P21 91		Joshua RAYMOND Jnr					Honda - Fibre Tec Honda					
IDEAL LAP TIME : 1:42.630		BEST LAP TIME : 1:43.037					DIFFERENCE : 0.407					
LAP	SECTOR 1	SECTOR 2	SECTOR 3	SECTOR 4	SECTOR 5	LAP TIME	MPH	DIFF	TIME OF DAY			
1-		106.8	28.705	13.373	124.9	12.614	27.603	92.4	1:50.396	81.11	7.359	15:04:10.983
2-	22.583	113.9	28.607	13.358	123.3	12.437	27.337	91.6	1:44.322	85.83	1.285	15:05:55.305
3-	22.567	113.1	28.308	13.413	122.0	12.370	27.246	92.1	1:43.904	86.18	0.867	15:07:39.209
4-	22.552	115.5	28.030	13.278	121.7	12.228	26.949	92.0	1:43.037 (1)	86.90		15:09:22.246
5-	22.384	114.9	27.999	13.255	122.9	12.676	27.094	91.9	1:43.408 (2)	86.59	0.371	15:11:05.654
6-	22.530	114.1	28.157	13.090	124.0	12.577	27.055	92.4	1:43.409 (3)	86.59	0.372	15:12:49.063
7-	22.536	109.6	28.617	13.381	122.9	12.451	26.929	91.5	1:43.914	86.17	0.877	15:14:32.977
8-	22.695	112.2	28.308	13.403	120.2	12.512	27.180	91.8	1:44.098	86.01	1.061	15:16:17.075
9-	22.751	109.8	28.561	13.423	119.6	12.589	27.634	92.0	1:44.958	85.31	1.921	15:18:02.033
10-	22.556	109.8	28.643	13.406	122.2	12.552	27.021	92.1	1:44.178	85.95	1.141	15:19:46.211
11-	22.561	113.7	28.210	13.371	119.6	12.638	27.084	91.8	1:43.864	86.21	0.827	15:21:30.075
12-	22.624	111.6	28.325	13.499	119.4	12.662	27.235	92.1	1:44.345	85.81	1.308	15:23:14.420
13-	22.685	103.4	29.008	13.292	122.0	12.640	27.298	92.6	1:44.923	85.34	1.886	15:24:59.343
14-	22.487	112.9	28.652	13.418	120.2	12.442	27.012	92.1	1:44.011	86.09	0.974	15:26:43.354

MCRCB BULLETIN TK401

2024 Bennetts British Superbike Championship - Round 10

2024 R&G British Talent Cup

RACE 3 - SECTOR ANALYSIS



SECTOR 1 = FL to I1, SECTOR 2 = I1 to I2, SECTOR 3 = I2 to I3, SECTOR 4 = I3 to I4, SECTOR 5 = I4 to FL, DIFF = Difference To Personal Best Lap, P = Crossed Finish Line in Pit Lane, D = Time Disallowed

P22 76		Charlie HUNTINGFORD					Honda - Mototechniks					
IDEAL LAP TIME : 1:43.094		BEST LAP TIME : 1:43.248					DIFFERENCE : 0.154					
LAP	SECTOR 1	SECTOR 2	SECTOR 3	SECTOR 4	SECTOR 5	LAP TIME	MPH	DIFF	TIME OF DAY			
1-	104.8	28.729	13.461	123.1	12.581	27.274	90.8	1:50.258	81.21	7.010	15:04:10.845	
2-	22.470	111.8	28.183	13.331	121.1	12.365	27.052	90.5	1:43.401 (2)	86.59	0.153	15:05:54.246
3-	22.450	113.1	27.995	13.368	120.4	12.372	27.063	90.1	1:43.248 (1)	86.72		15:07:37.494
4-	22.548	113.5	28.188	13.445	120.4	12.446	27.079	89.8	1:43.706 (3)	86.34	0.458	15:09:21.200
5-	22.706	110.7	28.244	13.452	119.6	12.426	26.953	89.9	1:43.781	86.28	0.533	15:11:04.981
6-	22.587	110.3	28.336	13.442	117.1	12.528	26.978	89.5	1:43.871	86.20	0.623	15:12:48.852
7-	22.637	111.8	28.612	13.498	115.3	12.734	27.054	90.0	1:44.535	85.65	1.287	15:14:33.387
8-	22.630	113.5	28.202	13.424	119.1	12.478	27.205	89.7	1:43.939	86.15	0.691	15:16:17.326
9-	23.195	111.8	28.253	13.469	117.5	12.519	27.098	89.8	1:44.534	85.66	1.286	15:18:01.860
10-	22.603	113.3	28.601	13.511	115.9	12.828	27.361	89.7	1:44.904	85.35	1.656	15:19:46.764
11-	22.664	112.4	28.112	13.452	118.1	12.373	27.142	90.4	1:43.743	86.31	0.495	15:21:30.507
12-	22.571	113.9	28.079	13.464	118.9	12.566	27.123	89.3	1:43.803	86.26	0.555	15:23:14.310
13-	22.937	111.2	28.719	13.449	117.9	12.724	27.107	89.8	1:44.936	85.33	1.688	15:24:59.246
14-	22.731	110.7	28.642	13.677	118.9	12.852	27.221	89.8	1:45.123	85.18	1.875	15:26:44.369

P23 11		Iwan JONES					Honda - Jones Brothers Racing					
IDEAL LAP TIME : 1:43.423		BEST LAP TIME : 1:43.911					DIFFERENCE : 0.488					
LAP	SECTOR 1	SECTOR 2	SECTOR 3	SECTOR 4	SECTOR 5	LAP TIME	MPH	DIFF	TIME OF DAY			
1-	108.5	28.893	13.370	122.9	12.638	27.910	91.5	1:50.623	80.94	6.712	15:04:11.210	
2-	22.710	117.5	28.209	13.389	122.0	12.455	27.677	90.3	1:44.440	85.73	0.529	15:05:55.650
3-	22.426	115.5	28.459	13.419	121.7	12.493	27.303	90.6	1:44.100 (3)	86.01	0.189	15:07:39.750
4-	22.568	115.1	28.098	13.414	120.4	12.543	27.288	90.1	1:43.911 (1)	86.17		15:09:23.661
5-	22.453	115.7	28.386	13.445	119.6	12.607	27.085	90.3	1:43.976 (2)	86.12	0.065	15:11:07.637
6-	22.685	114.3	28.665	13.604	118.7	12.586	27.228	88.6	1:44.768	85.46	0.857	15:12:52.405
7-	22.700	113.7	28.899	13.675	117.9	12.668	27.087	89.9	1:45.029	85.25	1.118	15:14:37.434
8-	22.708	113.5	28.564	13.581	118.1	12.609	27.303	89.1	1:44.765	85.47	0.854	15:16:22.199
9-	22.663	112.4	28.775	13.673	118.1	12.622	27.302	89.2	1:45.035	85.25	1.124	15:18:07.234
10-	22.742	113.5	28.614	13.634	117.9	12.699	27.074	90.0	1:44.763	85.47	0.852	15:19:51.997
11-	22.663	114.3	28.605	13.733	118.1	12.663	27.270	90.0	1:44.934	85.33	1.023	15:21:36.931
12-	22.809	114.1	28.595	13.571	118.5	12.667	27.205	89.9	1:44.847	85.40	0.936	15:23:21.778
13-	22.615	114.9	28.490	13.572	118.7	12.588	27.289	89.8	1:44.554	85.64	0.643	15:25:06.332
14-	22.644	114.5	28.735	13.659	118.9	12.666	27.275	89.4	1:44.979	85.29	1.068	15:26:51.311

P24 42		Ben JOLLIFFE					Honda - Wilson Racing					
IDEAL LAP TIME : 1:43.188		BEST LAP TIME : 1:43.467					DIFFERENCE : 0.279					
LAP	SECTOR 1	SECTOR 2	SECTOR 3	SECTOR 4	SECTOR 5	LAP TIME	MPH	DIFF	TIME OF DAY			
1-	107.2	28.320	13.323	122.0	12.558	27.748	89.9	1:49.543	81.74	6.076	15:04:10.130	
2-	22.684	113.1	27.798	13.369	120.2	12.396	27.220	89.7	1:43.467 (1)	86.54		15:05:53.597
3-	22.517	114.9	27.732	13.434	119.6	12.606	27.720	89.2	1:44.009 (2)	86.09	0.542	15:07:37.606
4-	22.592	110.0	27.914	13.469	114.1	14.319	IN PIT		1:51.222 P	80.50	7.755	15:09:28.828

MCRCB BULLETIN TK403

2024 Bennetts British Superbike Championship - Round 10

2024 R&G British Talent Cup

RACE 3 - BEST SPEEDS

POS	INTERMEDIATE 1		INTERMEDIATE 2		INTERMEDIATE 3		INTERMEDIATE 4		FINISH LINE	
	NO	NAME MPH	NO	NAME MPH	NO	NAME MPH	NO	NAME MPH	NO	NAME MPH
1	67	BOWES 122.2			14	HARRIS 125.9			24	FROST 93.8
2	40	CORREA 121.5			7	McCABE 125.4			7	McCABE 92.8
3	43	BRINTON 121.1			75	SUROWIAK 125.4			88	FOSTER 92.6
4	75	SUROWIAK 120.6			67	BOWES 125.4			91	RAYMOND Jnr 92.6
5	16	BURROWS 120.6			48	WALKER 125.4			75	SUROWIAK 92.5
6	29	BROWN 120.4			91	RAYMOND Jnr 124.9			61	MACKAY 92.5
7	24	FROST 120.0			24	FROST 124.7			14	HARRIS 92.5
8	7	McCABE 119.8			43	BRINTON 124.7			40	CORREA 92.4
9	82	PAYNE 119.8			40	CORREA 124.5			64	EDMUNDS 92.1
10	99	WILLIS 119.4			61	MACKAY 124.5			67	BOWES 91.8
11	65	ROWAN 119.4			88	FOSTER 124.5			48	WALKER 91.8
12	28	BARNES 118.7			19	McPHEE 124.2			28	BARNES 91.6
13	64	EDMUNDS 118.7			64	EDMUNDS 124.0			16	BURROWS 91.6
14	2	BANNISTER 118.7			71	GOODMAN 124.0			65	ROWAN 91.6
15	19	McPHEE 118.1			82	PAYNE 123.5			43	BRINTON 91.5
16	48	WALKER 117.7			65	ROWAN 123.1			11	JONES 91.5
17	11	JONES 117.5			76	HUNTINGFORD 123.1			71	GOODMAN 91.4
18	71	GOODMAN 116.9			11	JONES 122.9			19	McPHEE 91.1
19	61	MACKAY 116.7			29	BROWN 122.6			99	WILLIS 91.1
20	88	FOSTER 115.9			2	BANNISTER 122.4			82	PAYNE 91.1
21	14	HARRIS 115.5			28	BARNES 122.2			29	BROWN 90.9
22	91	RAYMOND Jnr 115.5			16	BURROWS 122.2			2	BANNISTER 90.9
23	42	JOLLIFFE 114.9			99	WILLIS 122.0			76	HUNTINGFORD 90.8
24	76	HUNTINGFORD 113.9			42	JOLLIFFE 122.0			42	JOLLIFFE 89.9

MCRCB BULLETIN TK404

2024 Bennetts British Superbike Championship - Round 10

2024 R&G British Talent Cup

RACE 3 - STATISTICS

Competitors Started	24
Planned Start	2024-09-29 @ 15:00:00.000
Actual Start	2024-09-29 @ 15:02:20.586
Finish Time	2024-09-29 @ 15:25:55.684
Track Length	2.4873mi.
Total Laps	326
Total Distance Covered	810.8757mi.

Session Fastest Lap History

NO	NAME	LAP TIME	TIME OF DAY	LAP	VEHICLE
24	Ryan FROST	1:41.000	15:05:46.972	2	Honda
24	Ryan FROST	1:40.932	15:07:27.905	3	Honda
7	Harley McCABE	1:40.313	15:07:28.219	3	Honda
43	Amanuel BRINTON	1:40.123	15:10:49.927	5	Honda
24	Ryan FROST	1:40.008	15:12:30.070	6	Honda

Session Leader History

NO	NAME	FROM LAP	LAPS LED	DISTANCE	VEHICLE
40	Julian CORREA	1	1	2.44 miles	Honda
24	Ryan FROST	2	3	7.46 miles	Honda
7	Harley McCABE	5	1	2.48 miles	Honda
24	Ryan FROST	6	9	22.38 miles	Honda

Flag History

TYPE	TIME OF DAY
GREEN	15:02:20.586
FINISH	15:25:55.684

Flag Statistics

TYPE	COUNT	TOTAL LAPS	TOTAL TIME
Green	1	14	26:29.015
Red	0	0	0.000
Safety Car	0	0	0.000
FCY	0	0	0.000

MCRCB BULLETIN TK405

2024 Bennetts British Superbike Championship - Round 10

2024 R&G British Talent Cup

RACE 3 - SESSION NOTES

TIME	MESSAGE
14:50:03	PITLANE OPEN
14:55:01	PITLANE CLOSED
14:55:04	5 MINUTES TO WARM UP LAP
14:57:05	3 MINUTES TO WARM UP LAP
14:59:06	1 MINUTE TO WARM UP LAP
14:59:33	30 SECONDS TO WARM UP LAP
14:59:47	GREEN FLAG - WARM UP LAP
15:01:51	RACE START
15:02:49	NO JUMP STARTS
15:09:41	NO.42 ENTERED PITS
15:12:55	NO. 19 - COURSE CUT T9/T10 - LAP 6
15:13:49	LONG LAP PENALTY NO. 19
15:13:49	COURSE CUT T9/T10 - LAP 6
15:14:52	NO. 16 - COURSE CUT T9/T10 - LAP 7
15:17:41	TWO THIRDS DISTANCE COMPLETED
15:17:50	LONG LAP PENALTY NO. 16
15:17:50	NO. 16 - COURSE CUT T9/T10 - LAP 7
15:18:01	LONG LAP PENALTY NO. 16
15:18:01	COURSE CUT T9/T10 - LAP 7
15:27:17	NO.28 COURSE CUT T9/10 - LAP 15
15:27:35	NO.28 COURSE CUT T9/10 - LAP 14
15:28:40	LONG LAP TIME EQUIVALENT PENALTY NO. 28 (3 SECS)

MCRCB BULLETIN TK406

2024 Bennetts British Superbike Championship - Round 10

2024 R&G British Talent Cup

RACE 3 - WEATHER CONDITIONS

