



QUALIFYING - CLASSIFICATION

POS	NO	NAME	NAT	ENTRY	TIME	ON	LAPS	GAP	DIFF	MPH
1	24	Ryan FROST	GBR	Honda - Fibre Tec Honda	1:40.059	16	16			89.49
2	29	Lucas BROWN	GBR	Honda - SENCAT Talent Team / Mortimer Racing	1:40.158	13	16	0.099	0.099	89.40
3	75	Filip SUROWIAK	GBR	Honda - Team City Lifting / RS Racing	1:40.374	15	15	0.315	0.216	89.21
4	43	Amanuel BRINTON	GBR	Honda - Kovara Projects / RS Racing	1:40.501	13	16	0.442	0.127	89.09
5	7	Harley McCABE	GBR	Honda - Fibre Tec Honda	1:40.671	15	17	0.612	0.170	88.94
6	40	Julian CORREA	USA	Honda - Microlise Cresswell Racing	1:40.731	12	13	0.672	0.060	88.89
7	61	Harrison MACKAY	GBR	Honda - Wilson Racing / HMR	1:40.805	11	16	0.746	0.074	88.82
8	28	Charlie BARNES	GBR	Honda - SENCAT Talent Team / Mortimer Racing	1:41.037	14	14	0.978	0.232	88.62
9	65	Alexander ROWAN	GBR	Honda - Alexander Rowan Racing	1:41.705	5	18	1.646	0.668	88.04
10	16	Jack BURROWS	GBR	Honda - Burrows Engineering / RK Racing	1:41.846	14	17	1.787	0.141	87.92
11	64	Clayton EDMUNDS	GBR	Honda - Team City Lifting / RS Racing	1:42.084	16	16	2.025	0.238	87.71
12	88	Mason FOSTER	GBR	Honda - Sublime	1:42.177	7	17	2.118	0.093	87.63
13	42	Ben JOLLIFFE	GBR	Honda - Wilson Racing	1:42.497	17	17	2.438	0.320	87.36
14	2	Josh BANNISTER	GBR	Honda - Dunsley Heat Racing	1:42.622	7	17	2.563	0.125	87.25
15	67	George BOWES	GBR	Honda - GB67 Racing	1:42.731	14	14	2.672	0.109	87.16
16	71	Daniel GOODMAN	GBR	Honda - Fibre Tec Honda	1:43.187	10	16	3.128	0.456	86.77
17	48	Ollie WALKER	GBR	Honda - Walker Racing	1:43.208	14	17	3.149	0.021	86.76
18	82	Kyle PAYNE	GBR	Honda - Illusion Racing	1:43.215	18	18	3.156	0.007	86.75
19	14	Bill HARRIS	GBR	Honda - Team Harris Racing / RS Racing	1:43.328	5	8	3.269	0.113	86.66
20	99	Peter WILLIS	GBR	Honda - Clonlough.ie by WM Racing	1:43.540	10	15	3.481	0.212	86.48
21	91	Joshua RAYMOND Jnr	USA	Honda - Fibre Tec Honda	1:43.624	14	17	3.565	0.084	86.41
22	76	Charlie HUNTINGFORD	GBR	Honda - Mototechniks	1:44.498	11	14	4.439	0.874	85.69
23	11	Iwan JONES	GBR	Honda - Jones Brothers Racing	1:45.891	5	7	5.832	1.393	84.56
24	22	Jensen BISHOP	GBR	Honda - Wilson Racing / JBR	1:48.296	7	7	8.237	2.405	82.68

QUALIFYING LAPTIME (110.0% of 1:40.059) = 1:50.064

25	19	Scott McPHEE	GBR	Honda - SMP Racing
----	----	--------------	-----	--------------------

Weather / Track : Bright / Dry

These results are provisional until the conclusion of any judicial and technical matters.

Date: 28/09/2024 Start: 09:00 Finish: 09:30

Donington Park GP: 2.4873 miles

Race Director: Stuart Higgs <i>S. Higgs</i> <small>Digitally Approved at 09:48 Saturday, 28 September 2024</small>	Stewards:	Timekeeper: Richard Evans <i>R. EVANS</i> <small>Digitally Approved at 09:45 Saturday, 28 September 2024</small>	
--	-----------	--	--

Results can be found at www.tsl-timing.com

Printed - 09:34 Saturday, 28 September 2024

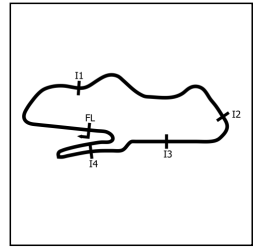


MCRCB BULLETIN TK110

2024 Bennetts British Superbike Championship - Round 10

2024 R&G British Talent Cup

QUALIFYING - SECTOR ANALYSIS



SECTOR 1 = FL to I1, SECTOR 2 = I1 to I2, SECTOR 3 = I2 to I3, SECTOR 4 = I3 to I4, SECTOR 5 = I4 to FL, DIFF = Difference To Personal Best Lap, P = Crossed Finish Line in Pit Lane, D = Time Disallowed

P1 24		Ryan FROST					Honda - Fibre Tec Honda					
IDEAL LAP TIME : 1:39.796		BEST LAP TIME : 1:40.059					DIFFERENCE : 0.263					
LAP	SECTOR 1	SECTOR 2	SECTOR 3	SECTOR 4	SECTOR 5	LAP TIME	MPH	DIFF	TIME OF DAY			
1 -	OUTLAP	97.9	32.942	14.284	117.3	13.151	27.737	90.3		09:02:37.428		
2 -	22.605	114.9	27.872	13.676	117.1	12.614	27.099	88.1	1:43.866	86.21	3.807	09:04:21.294
3 -	22.169	122.9	27.496	13.608	117.5	12.311	26.616	90.1	1:42.200	87.61	2.141	09:06:03.494
4 -	22.081	121.1	27.182	13.560	117.1	12.373	26.314	90.8	1:41.510	88.21	1.451	09:07:45.004
5 -	24.634	100.9	27.584	13.408	118.5	12.321	26.302	91.5	1:44.249	85.89	4.190	09:09:29.253
6 -	21.829	121.5	26.946	13.444	117.5	12.240	26.205	91.0	1:40.664	88.95	0.605	09:11:09.917
7 -	23.315	106.1	31.575	13.880	117.9	12.265	26.525	91.1	1:47.560	83.25	7.501	09:12:57.477
8 -	21.922	121.7	26.988	13.517	118.1	12.379	26.268	91.0	1:41.074	88.59	1.015	09:14:38.551
9 -	22.044	119.6	27.003	13.422	117.5	12.105	26.088	91.3	1:40.662 (3)	88.95	0.603	09:16:19.213
10 -	21.981	118.9	32.051	14.947	99.4	13.377	IN PIT		1:48.686 P	82.38	8.627	09:18:07.899
11 -	OUTLAP	105.1	30.227	18.712	61.0	15.312	26.519	92.0	3:55.700	37.99	2:15.641	09:22:03.599
12 -	22.140	111.6	27.082	13.454	115.5	12.375	27.174	91.1	1:42.225	87.59	2.166	09:23:45.824
13 -	22.027	119.8	27.248	15.358	86.5	14.039	27.156	89.7	1:45.828	84.61	5.769	09:25:31.652
14 -	21.848	122.0	26.767	13.266	120.4	12.140	26.304	92.9	1:40.325 (2)	89.25	0.266	09:27:11.977
15 -	21.878	116.5	27.164	13.499	116.5	12.387	26.249	92.1	1:41.177	88.50	1.118	09:28:53.154
16 -	21.776	122.9	26.974	13.322	119.8	12.087	25.900	92.1	1:40.059 (1)	89.49		09:30:33.213

P2 29		Lucas BROWN					Honda - SENCAT Talent Team / Mortimer Racing					
IDEAL LAP TIME : 1:39.860		BEST LAP TIME : 1:40.158					DIFFERENCE : 0.298					
LAP	SECTOR 1	SECTOR 2	SECTOR 3	SECTOR 4	SECTOR 5	LAP TIME	MPH	DIFF	TIME OF DAY			
1 -	OUTLAP	97.3	29.870	14.148	117.1	13.188	28.556	87.3				09:01:52.155
2 -	22.873	113.3	28.089	13.806	115.7	12.763	27.550	88.1	1:45.081	85.21	4.923	09:03:37.236
3 -	22.576	118.7	27.491	13.514	118.1	12.446	27.088	88.6	1:43.115	86.83	2.957	09:05:20.351
4 -	22.383	118.5	27.349	13.306	117.7	12.368	27.008	90.0	1:42.414	87.43	2.256	09:07:02.765
5 -	22.026	121.5	26.805	13.208	119.1	12.556	26.769	89.3	1:41.364	88.33	1.206	09:08:44.129
6 -	22.051	118.9	26.849	13.292	118.3	12.700	29.088	88.5	1:43.980	86.11	3.822	09:10:28.109
7 -	22.049	120.9	26.780	13.401	116.9	12.202	26.542	88.4	1:40.974	88.68	0.816	09:12:09.083
8 -	23.783	109.2	27.078	13.504	116.3	12.706	IN PIT		1:44.213 P	85.92	4.055	09:13:53.296
9 -	OUTLAP	113.5	28.091	13.658	114.3	12.402	27.393	87.9	2:01.984	73.40	21.826	09:15:55.280
10 -	22.294	120.9	26.921	13.445	116.1	12.202	26.512	88.7	1:41.374	88.33	1.216	09:17:36.654
11 -	22.065	120.0	26.806	13.446	115.9	12.159	26.329	86.5	1:40.805	88.82	0.647	09:19:17.459
12 -	22.096	120.6	26.721	13.360	115.9	12.320	26.305	89.0	1:40.802 (3)	88.83	0.644	09:20:58.261
13 -	22.046	120.2	26.550	13.415	115.1	12.047	26.100	88.8	1:40.158 (1)	89.40		09:22:38.419
14 -	22.022	120.9	26.594	13.319	116.3	12.064	26.208	88.4	1:40.207 (2)	89.35	0.049	09:24:18.626
15 -	22.104	120.0	28.051	14.078	112.7	15.005	34.550	89.3	1:53.788 D	78.69	13.630	09:26:12.414
16 -	21.955	121.5	27.122	15.198	94.5	12.926	26.797	87.3	1:43.998 D	86.10	3.840	09:27:56.412

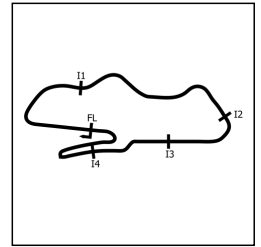
P3 75		Filip SUROWIAK					Honda - Team City Lifting / RS Racing					
IDEAL LAP TIME : 1:40.065		BEST LAP TIME : 1:40.374					DIFFERENCE : 0.309					
LAP	SECTOR 1	SECTOR 2	SECTOR 3	SECTOR 4	SECTOR 5	LAP TIME	MPH	DIFF	TIME OF DAY			
1 -	OUTLAP	96.5	29.920	14.016	117.7	13.204	29.394	89.8				09:01:53.075
2 -	22.815	108.4	28.192	13.912	120.9	12.610	27.520		1:45.049	85.24	4.675	09:03:38.124
3 -	22.307	113.7	27.426	13.287	119.8	12.609	26.851	91.4	1:42.480	87.37	2.106	09:05:20.604
4 -	22.283	114.7	27.270	13.206	120.2	12.236	26.543	90.1	1:41.538	88.18	1.164	09:07:02.142
5 -	22.138	117.7	27.102	13.093	120.4	12.472	26.596	89.5	1:41.401	88.30	1.027	09:08:43.543
6 -	22.245	119.1	27.367	13.391	120.0	12.720	27.355	90.1	1:43.078	86.87	2.704	09:10:26.621
7 -	22.073	119.4	27.135	13.552	117.5	12.800	27.552	89.8	1:43.112	86.84	2.738	09:12:09.733
8 -	22.351	112.5	27.635	13.845	108.0	12.681	IN PIT		1:42.410 P	87.43	2.036	09:13:52.143
9 -	OUTLAP	103.8	28.983	13.974	115.1	13.162	27.394	87.9	6:24.081	23.31	4:43.707	09:20:16.224
10 -	24.452	108.0	28.017	13.689	116.1	12.530	31.201	89.2	1:49.889	81.48	9.515	09:22:06.113
11 -	22.304	111.8	27.387	13.511	116.5	12.288	26.307	90.1	1:41.797	87.96	1.423	09:23:47.910
12 -	21.910	119.1	26.920	13.299	118.5	12.139	26.267	90.1	1:40.535 (2)	89.06	0.161	09:25:28.445
13 -	21.959	118.5	26.920	13.380	117.3	12.154	26.272	89.8	1:40.685 (3)	88.93	0.311	09:27:09.130
14 -	21.977	117.7	26.896	13.275	118.3	12.096	26.564	90.1	1:40.808	88.82	0.434	09:28:49.938
15 -	21.972	118.3	26.768	13.340	117.5	12.071	26.223	90.4	1:40.374 (1)	89.21		09:30:30.312

MCRCB BULLETIN TK110

2024 Bennetts British Superbike Championship - Round 10

2024 R&G British Talent Cup

QUALIFYING - SECTOR ANALYSIS



SECTOR 1 = FL to I1, SECTOR 2 = I1 to I2, SECTOR 3 = I2 to I3, SECTOR 4 = I3 to I4, SECTOR 5 = I4 to FL, DIFF = Difference To Personal Best Lap, P = Crossed Finish Line in Pit Lane, D = Time Disallowed

P4		43		Amanuel BRINTON					Honda - Kovara Projects / RS Racing				
IDEAL LAP TIME : 1:40.061		BEST LAP TIME : 1:40.501					DIFFERENCE : 0.440						
LAP	SECTOR 1	SECTOR 2	SECTOR 3	SECTOR 4	SECTOR 5	LAP TIME	MPH	DIFF	TIME OF DAY				
1 -	OUTLAP	99.4	30.104	13.897	118.7	13.013	29.235	89.4		09:01:53.251			
2 -	22.511	111.1	28.137	13.650	118.5	12.905	27.897	89.7	1:45.100	85.19	4.599	09:03:38.351	
3 -	22.257	112.5	27.357	13.302	121.3	12.817	26.885	90.6	1:42.618	87.26	2.117	09:05:20.969	
4 -	22.021	115.5	27.310	13.300	120.0	12.294	26.706	90.3	1:41.631	88.10	1.130	09:07:02.600	
5 -	21.854	118.3	27.237	13.283	119.4	12.454	26.362	90.1	1:41.190	88.49	0.689	09:08:43.790	
6 -	22.500	109.1	27.422	13.455	117.1	12.369	29.182	90.4	1:44.928	85.33	4.427	09:10:28.718	
7 -	22.045	113.5	27.396	13.471	116.3	12.175	26.632	88.6	1:41.719	88.03	1.218	09:12:10.437	
8 -	22.246	114.3	27.121	13.610	116.1	12.232	IN PIT		1:40.487	P		09:13:50.924	
9 -	OUTLAP	111.1	27.690	13.692	115.1	12.360	26.402	89.1	5:29.744	27.15	3:49.243	09:19:20.668	
10 -	22.131	112.4	27.181	13.587	116.1	12.570	26.228	89.3	1:41.697	88.05	1.196	09:21:02.365	
11 -	22.034	116.7	26.994	13.458	115.3	12.119	26.152	89.1	1:40.757	(2)	0.256	09:22:43.122	
12 -	21.943	121.1	27.061	13.480	115.5	12.030	26.273	89.0	1:40.787	(3)	0.286	09:24:23.909	
13 -	21.996	120.4	26.785	13.346	116.5	12.265	26.109	89.2	1:40.501	(1)	89.09	09:26:04.410	
14 -	21.961	121.7	26.825	13.491	115.1	12.976	27.968	89.2	1:43.221		2.720	09:27:47.631	
15 -	22.245	113.7	28.078	13.616	115.5	12.187	26.385	89.5	1:42.511		2.010	09:29:30.142	
16 -	22.195	120.2	26.911	13.491	114.9	12.178	26.235	88.7	1:41.010		0.509	09:31:11.152	

P5		7		Harley McCABE					Honda - Fibre Tec Honda				
IDEAL LAP TIME : 1:40.575		BEST LAP TIME : 1:40.671					DIFFERENCE : 0.096						
LAP	SECTOR 1	SECTOR 2	SECTOR 3	SECTOR 4	SECTOR 5	LAP TIME	MPH	DIFF	TIME OF DAY				
1 -	OUTLAP	96.2	32.275	14.342	114.7	13.191	27.797	87.6		09:02:37.281			
2 -	22.667	113.7	28.237	13.696	117.9	12.609	27.143	89.8	1:44.352	85.81	3.681	09:04:21.633	
3 -	22.194	118.3	27.334	13.517	119.6	12.455	26.766	90.3	1:42.266	87.56	1.595	09:06:03.899	
4 -	22.150	118.3	27.547	13.429	119.8	12.455	27.415	90.4	1:42.996	86.93	2.325	09:07:46.895	
5 -	22.022	119.1	27.002	13.430	117.5	12.379	26.607	90.6	1:41.440	(3)	0.769	09:09:28.335	
6 -	23.785	103.8	28.719	13.956	114.7	12.794	27.238	89.7	1:46.492	84.08	5.821	09:11:14.827	
7 -	22.121	115.9	27.366	13.604	116.7	12.427	26.432	89.2	1:41.950	87.83	1.279	09:12:56.777	
8 -	22.090	119.1	27.130	13.593	115.9	15.426	IN PIT		1:46.630	P	5.959	09:14:43.407	
9 -	OUTLAP	112.5	27.773	13.765	116.1	12.675	26.751	89.5	2:02.440	73.13	21.769	09:16:45.847	
10 -	22.125	117.9	27.112	13.507	116.5	15.042	28.836	90.5	1:46.622	D	83.98	5.951	09:18:32.469
11 -	21.952	119.6	29.036	13.720	116.9	12.527	27.249	90.1	1:44.484	85.70	3.813	09:20:16.953	
12 -	24.469	91.5	28.508	13.718	116.1	12.614	27.038	90.4	1:46.347	84.20	5.676	09:22:03.300	
13 -	22.118	116.9	27.042	13.699	113.3	12.337	27.670	90.8	1:42.866	87.04	2.195	09:23:46.166	
14 -	21.946	118.5	27.117	15.501	93.0	13.375	26.908	86.9	1:44.847	85.40	4.176	09:25:31.013	
15 -	22.042	117.1	26.844	13.359	119.8	12.304	26.122	89.4	1:40.671	(1)	88.94	09:27:11.684	
16 -	22.045	115.5	27.111	13.469	116.7	14.947	28.462	89.7	1:46.034	D	84.44	5.363	09:28:57.718
17 -	22.122	118.3	26.948	13.436	115.5	12.312	26.225	90.3	1:41.043	(2)	0.372	09:30:38.761	

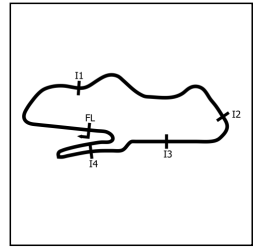
P6		40		Julian CORREA					Honda - Microlise Cresswell Racing				
IDEAL LAP TIME : 1:40.460		BEST LAP TIME : 1:40.731					DIFFERENCE : 0.271						
LAP	SECTOR 1	SECTOR 2	SECTOR 3	SECTOR 4	SECTOR 5	LAP TIME	MPH	DIFF	TIME OF DAY				
1 -	OUTLAP	104.0	29.396	14.201	117.1	12.857	28.113	88.5		09:01:53.558			
2 -	22.427	110.5	27.622	13.428	119.6	12.751	27.634	90.3	1:43.862	86.21	3.131	09:03:37.420	
3 -	22.207	119.4	27.483	13.568	117.9	12.467	27.313	91.0	1:43.038	86.90	2.307	09:05:20.458	
4 -	22.090	120.6	27.014	13.444	117.9	12.340	27.038	91.0	1:41.926	87.85	1.195	09:07:02.384	
5 -	21.962	118.9	26.838	13.255	119.4	12.268	26.918	91.5	1:41.241	(3)	0.510	09:08:43.625	
6 -	22.009	120.4	27.066	13.522	117.1	12.872	IN PIT		1:42.126	P	1.395	09:10:25.751	
7 -	OUTLAP	115.1	27.911	13.822	116.1	12.929	27.704	89.9	9:50.800	15.15	8:10.069	09:20:16.551	
8 -	22.217	119.6	27.500	13.686	116.1	12.386	27.108	89.7	1:42.897	87.02	2.166	09:21:59.448	
9 -	22.292	119.4	27.368	13.674	116.9	12.206	26.752	89.5	1:42.292	87.53	1.561	09:23:41.740	
10 -	22.082	119.6	27.091	13.476	117.7	12.154	26.519	90.5	1:41.322	88.37	0.591	09:25:23.062	
11 -	21.916	118.9	26.903	13.252	121.1	12.065	26.608	90.5	1:40.744	(2)	0.013	09:27:03.806	
12 -	21.920	120.6	26.920	13.394	117.7	12.108	26.389	89.7	1:40.731	(1)	88.89	09:28:44.537	
13 -	22.223	119.1	27.094	13.622	116.3	12.368	27.898	82.0	1:43.205	86.76	2.474	09:30:27.742	

MCRCB BULLETIN TK110

2024 Bennetts British Superbike Championship - Round 10

2024 R&G British Talent Cup

QUALIFYING - SECTOR ANALYSIS



SECTOR 1 = FL to I1, SECTOR 2 = I1 to I2, SECTOR 3 = I2 to I3, SECTOR 4 = I3 to I4, SECTOR 5 = I4 to FL, DIFF = Difference To Personal Best Lap, P = Crossed Finish Line in Pit Lane, D = Time Disallowed

P7 61		Harrison MACKAY					Honda - Wilson Racing / HMR					
IDEAL LAP TIME : 1:40.585		BEST LAP TIME : 1:40.805					DIFFERENCE : 0.220					
LAP	SECTOR 1	SECTOR 2	SECTOR 3	SECTOR 4	SECTOR 5	LAP TIME	MPH	DIFF	TIME OF DAY			
1-	OUTLAP	96.9	30.171	14.093	115.9	12.990	28.146	88.4		09:01:51.359		
2-	22.570	110.7	28.068	13.587	117.9	12.689	27.217		1:44.131	85.99	3.326	09:03:35.490
3-	22.394	111.6	27.614	13.521	117.3	12.502	27.301	89.4	1:43.332	86.65	2.527	09:05:18.822
4-	22.229	115.3	27.450	13.529	117.5	12.420	26.992	89.4	1:42.620	87.25	1.815	09:07:01.442
5-	22.186	115.7	27.353	13.437	118.1	13.013	27.001	91.1	1:42.990	86.94	2.185	09:08:44.432
6-	22.028	112.9	27.451	13.231	121.3	12.173	26.956	89.5	1:41.839 (3)	87.92	1.034	09:10:26.271
7-	22.122	117.1	27.342	13.406	117.9	14.029	27.406	91.3	1:44.305 D	85.84	3.500	09:12:10.576
8-	22.344	104.6	27.786	13.303	118.9	12.602	IN PIT		1:42.030 P	87.76	1.225	09:13:52.606
9-	OUTLAP	116.1	28.039	13.593	114.9	12.377	27.393	90.8	2:02.891	72.86	22.086	09:15:55.497
10-	22.270	116.1	27.284	13.294	119.1	12.126	26.562	91.0	1:41.536 (2)	88.18	0.731	09:17:37.033
11-	21.970	117.3	27.023	13.202	119.4	12.114	26.496	90.8	1:40.805 (1)	88.82		09:19:17.838
12-	21.917	116.1	26.866	13.233	120.0	12.239	29.626	67.2	1:43.881	86.19	3.076	09:21:01.719
13-	23.263	114.7	27.213	13.411	117.5	12.260	27.183	90.6	1:43.330 D	86.65	2.525	09:22:45.049
14-	21.933	118.7	27.204	13.426	117.7	12.382	27.345	90.1	1:42.290	87.53	1.485	09:24:27.339
15-	21.924	117.3	27.089	13.445	117.5	12.536	28.331	90.8	1:43.325	86.66	2.520	09:26:10.664
16-	21.907	116.7	28.391	14.533	105.1	12.682	28.530	91.1	1:46.043 D	84.44	5.238	09:27:56.707

P8 28		Charlie BARNES					Honda - SENCAT Talent Team / Mortimer Racing					
IDEAL LAP TIME : 1:40.771		BEST LAP TIME : 1:41.037					DIFFERENCE : 0.266					
LAP	SECTOR 1	SECTOR 2	SECTOR 3	SECTOR 4	SECTOR 5	LAP TIME	MPH	DIFF	TIME OF DAY			
1-	OUTLAP	98.5	32.710	14.305	117.5	13.081	27.796	89.9				09:02:37.727
2-	22.525	113.3	28.162	13.712	118.3	12.731	27.173	87.9	1:44.303	85.85	3.266	09:04:22.030
3-	22.042	118.3	27.359	13.465	118.9	12.509	27.025	90.0	1:42.400	87.44	1.363	09:06:04.430
4-	21.811	119.1	27.041	13.542	117.5	12.521	26.563	90.4	1:41.478 (2)	88.24	0.441	09:07:45.908
5-	21.943	117.3	27.338	13.610	115.5	12.651	26.715	89.8	1:42.257	87.56	1.220	09:09:28.165
6-	22.453	113.9	27.650	13.639	116.5	12.449	IN PIT		1:42.020 P	87.77	0.983	09:11:10.185
7-	OUTLAP	112.5	28.141	15.316	95.1	13.122	28.537	89.3	6:58.983	21.37	5:17.946	09:18:09.168
8-	22.025	117.7	27.310	13.667	115.1	12.543	26.649	88.8	1:42.194	87.62	1.157	09:19:51.362
9-	22.054	117.9	27.087	13.569	116.1	12.329	26.634	86.8	1:41.673	88.07	0.636	09:21:33.035
10-	21.982	115.9	27.169	13.612	115.7	12.318	26.442	87.7	1:41.523 (3)	88.20	0.486	09:23:14.558
11-	23.189	110.9	28.772	14.103	113.5	14.724	IN PIT		1:48.568 P	82.47	7.531	09:25:03.126
12-	OUTLAP	115.3	27.342	13.549	116.9	12.491	26.628	90.1	2:03.149	72.71	22.112	09:27:06.275
13-	21.869	118.5	27.237	13.494	118.3	12.500	26.551	90.4	1:41.651	88.09	0.614	09:28:47.926
14-	21.877	118.3	27.087	13.359	117.9	12.472	26.242	87.7	1:41.037 (1)	88.62		09:30:28.963

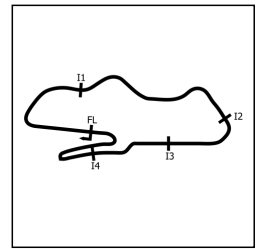
P9 65		Alexander ROWAN					Honda - Alexander Rowan Racing					
IDEAL LAP TIME : 1:41.322		BEST LAP TIME : 1:41.705					DIFFERENCE : 0.383					
LAP	SECTOR 1	SECTOR 2	SECTOR 3	SECTOR 4	SECTOR 5	LAP TIME	MPH	DIFF	TIME OF DAY			
1-	OUTLAP	100.4	29.557	13.994	120.0	13.648	28.120	89.4				09:01:54.872
2-	22.545	117.5	28.065	13.828	118.1	13.163	27.390	89.8	1:44.991	85.28	3.286	09:03:39.863
3-	22.212	118.7	27.551	13.545	120.0	12.663	27.155	89.8	1:43.126	86.83	1.421	09:05:22.989
4-	22.104	119.6	27.226	13.707	117.9	12.740	26.833	90.0	1:42.610	87.26	0.905	09:07:05.599
5-	21.997	121.1	27.100	13.322	120.4	12.478	26.808	90.5	1:41.705 (1)	88.04		09:08:47.304
6-	21.870	121.5	27.170	13.300	118.1	12.539	26.978	90.8	1:41.857 (2)	87.91	0.152	09:10:29.161
7-	21.798	117.9	27.907	13.182	122.6	12.449	26.931	87.6	1:42.267 (3)	87.55	0.562	09:12:11.428
8-	21.975	119.6	27.489	13.218	121.1	12.923	27.765	89.7	1:43.370	86.62	1.665	09:13:54.798
9-	22.276	113.5	27.681	13.553	116.7	12.717	28.986	86.8	1:45.213	85.10	3.508	09:15:40.011
10-	22.277	120.6	27.963	13.672	116.1	12.699	27.168	84.2	1:43.779	86.28	2.074	09:17:23.790
11-	22.442	120.0	27.496	13.657	115.9	12.633	26.814	90.3	1:43.042	86.90	1.337	09:19:06.832
12-	22.170	119.8	27.592	13.956	113.5	13.134	IN PIT		1:45.648 P	84.75	3.943	09:20:52.480
13-	OUTLAP	114.5	28.106	13.716	116.5	12.700	27.261	89.4	2:08.358	69.76	26.653	09:23:00.838
14-	22.289	116.7	27.643	13.635	116.5	12.586	27.007	85.5	1:43.160	86.80	1.455	09:24:43.998
15-	22.409	117.3	27.343	13.536	116.9	12.471	26.793	90.3	1:42.552	87.31	0.847	09:26:26.550
16-	22.119	119.4	27.271	13.579	116.5	12.611	27.021	87.2	1:42.601	87.27	0.896	09:28:09.151
17-	22.491	118.9	27.311	13.483	118.1	12.501	26.905	90.0	1:42.691	87.19	0.986	09:29:51.842
18-	22.276	118.9	27.790	14.210	113.5	13.322	27.852	89.1	1:45.450	84.91	3.745	09:31:37.292

MCRCB BULLETIN TK110

2024 Bennetts British Superbike Championship - Round 10

2024 R&G British Talent Cup

QUALIFYING - SECTOR ANALYSIS



SECTOR 1 = FL to I1, SECTOR 2 = I1 to I2, SECTOR 3 = I2 to I3, SECTOR 4 = I3 to I4, SECTOR 5 = I4 to FL, DIFF = Difference To Personal Best Lap, P = Crossed Finish Line in Pit Lane, D = Time Disallowed

P10 16		Jack BURROWS					Honda - Burrows Engineering / RK Racing					
IDEAL LAP TIME : 1:41.779		BEST LAP TIME : 1:41.846					DIFFERENCE : 0.067					
LAP	SECTOR 1	SECTOR 2	SECTOR 3	SECTOR 4	SECTOR 5	LAP TIME	MPH	DIFF	TIME OF DAY			
1-	OUTLAP	97.6	30.038	14.221	115.7	13.161	28.158	88.8		09:01:52.258		
2-	22.860	112.2	28.133	13.715	116.3	13.059	27.313	89.7	1:45.080	85.21	3.234	09:03:37.338
3-	22.585	118.5	27.534	13.580	118.1	12.556	27.257	89.9	1:43.512	86.50	1.666	09:05:20.850
4-	22.229	114.1	27.472	13.555	117.5	12.651	26.900	90.3	1:42.807	87.09	0.961	09:07:03.657
5-	22.383	115.9	27.435	13.566	117.3	12.507	26.758	89.8	1:42.649	87.23	0.803	09:08:46.306
6-	22.161	122.9	27.561	13.581	117.7	12.367	26.654	89.7	1:42.324 (2)	87.51	0.478	09:10:28.630
7-	22.205	114.7	27.630	13.612	116.5	12.528	27.009	88.1	1:42.984	86.94	1.138	09:12:11.614
8-	22.180	122.9	27.439	13.726	116.5	12.583	27.409	89.1	1:43.337	86.65	1.491	09:13:54.951
9-	22.382	118.7	27.533	13.663	116.7	12.559	IN PIT		1:42.957 P	86.97	1.111	09:15:37.908
10-	OUTLAP	107.5	30.094	14.544	106.0	13.140	29.092	86.1	3:27.110	43.23	1:45.264	09:19:05.018
11-	23.151	115.9	28.621	13.817	113.5	13.202	30.018	85.3	1:48.809	82.29	6.963	09:20:53.827
12-	23.354	114.7	29.806	13.733	115.9	12.339	26.478	89.7	1:45.710	84.70	3.864	09:22:39.537
13-	22.292	119.4	27.478	14.166	111.4	12.579	28.275	89.2	1:44.790	85.45	2.944	09:24:24.327
14-	22.152	120.4	27.280	13.622	116.1	12.339	26.453	89.4	1:41.846 (1)	87.92		09:26:06.173
15-	22.308	119.4	29.471	17.218	75.7	13.812	27.973	89.8	1:50.782	80.82	8.936	09:27:56.955
16-	22.335	119.4	29.113	15.891	103.5	13.357	26.784	89.0	1:47.480 D	83.31	5.634	09:29:44.435
17-	22.336	120.6	27.433	13.880	115.1	12.403	26.495	89.3	1:42.547 (3)	87.32	0.701	09:31:26.982

P11 64		Clayton EDMUNDS					Honda - Team City Lifting / RS Racing					
IDEAL LAP TIME : 1:41.473		BEST LAP TIME : 1:42.084					DIFFERENCE : 0.611					
LAP	SECTOR 1	SECTOR 2	SECTOR 3	SECTOR 4	SECTOR 5	LAP TIME	MPH	DIFF	TIME OF DAY			
1-	OUTLAP	100.0	30.108	14.040	118.5	13.079	28.392	88.5				09:01:52.882
2-	22.541	117.3	27.995	13.638	116.9	13.106	27.524		1:44.804	85.44	2.720	09:03:37.686
3-	22.431	120.4	27.529	13.511	118.9	12.855	27.254	90.4	1:43.580	86.44	1.496	09:05:21.266
4-	22.114	120.4	27.325	13.483	120.4	12.311	26.983	90.9	1:42.216 (3)	87.60	0.132	09:07:03.482
5-	22.146	120.9	27.318	13.634	117.1	12.394	26.798	89.9	1:42.290	87.53	0.206	09:08:45.772
6-	22.172	120.0	27.442	13.491	117.5	12.383	27.089	90.1	1:42.577	87.29	0.493	09:10:28.349
7-	22.039	119.4	28.236	13.405	118.9	12.525	26.965	87.8	1:43.170 D	86.79	1.086	09:12:11.519
8-	22.103	120.2	27.431	13.371	120.2	12.647	IN PIT		1:42.220 P	87.59	0.136	09:13:53.739
9-	OUTLAP	110.0	28.477	13.738	116.5	12.576	27.856	89.3	5:34.006	26.80	3:51.922	09:19:27.745
10-	22.531	118.7	27.720	13.710	116.5	12.514	26.933	90.3	1:43.408	86.59	1.324	09:21:11.153
11-	22.184	120.0	27.600	13.662	116.3	12.322	26.824	90.1	1:42.592	87.28	0.508	09:22:53.745
12-	22.082	120.4	27.483	13.596	116.9	12.383	27.005	90.0	1:42.549	87.31	0.465	09:24:36.294
13-	22.212	119.4	27.363	13.596	117.3	12.404	27.165	90.8	1:42.740	87.15	0.656	09:26:19.034
14-	22.127	119.8	27.178	13.374	121.3	12.534	26.932	90.5	1:42.145 (2)	87.66	0.061	09:28:01.179
15-	22.159	119.1	27.575	13.688	115.9	12.554	26.615	89.9	1:42.591	87.28	0.507	09:29:43.770
16-	22.133	118.5	27.416	13.539	116.1	12.422	26.574	90.1	1:42.084 (1)	87.71		09:31:25.854

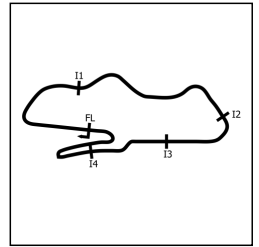
P12 88		Mason FOSTER					Honda - Sublime					
IDEAL LAP TIME : 1:41.872		BEST LAP TIME : 1:42.177					DIFFERENCE : 0.305					
LAP	SECTOR 1	SECTOR 2	SECTOR 3	SECTOR 4	SECTOR 5	LAP TIME	MPH	DIFF	TIME OF DAY			
1-	OUTLAP	98.5	30.182	13.958	118.9	13.476	28.379	89.4				09:01:52.801
2-	22.806	112.9	28.439	13.597	121.5	12.847	27.551	89.9	1:45.240	85.08	3.063	09:03:38.041
3-	22.492	112.5	27.812	13.491	119.6	12.610	27.220	89.8	1:43.625	86.41	1.448	09:05:21.666
4-	22.157	112.4	27.607	13.544	118.1	12.546	26.911	89.7	1:42.765	87.13	0.588	09:07:04.431
5-	22.081	116.3	27.701	13.529	118.5	12.484	26.872	89.9	1:42.667	87.21	0.490	09:08:47.098
6-	21.987	116.1	27.605	13.411	119.6	12.478	27.043	90.4	1:42.524 (2)	87.34	0.347	09:10:29.622
7-	22.137	113.9	27.443	13.357	119.6	12.421	26.819	89.2	1:42.177 (1)	87.63		09:12:11.799
8-	22.230	114.9	27.437	13.481	119.1	12.409	28.118	90.4	1:43.675	86.37	1.498	09:13:55.474
9-	22.292	113.5	27.652	13.509	118.5	12.515	27.940	88.0	1:43.908	86.17	1.731	09:15:39.382
10-	22.503	118.3	28.479	14.622	106.6	13.059	27.152	89.3	1:45.815	84.62	3.638	09:17:25.197
11-	22.141	118.7	27.758	13.687	116.7	12.569	27.053	89.4	1:43.208	86.76	1.031	09:19:08.405
12-	22.952	112.9	28.021	13.709	116.3	12.667	IN PIT		1:45.133 P	85.17	2.956	09:20:53.538
13-	OUTLAP	108.0	27.937	13.756	116.9	12.549	27.078	89.5	2:53.460	51.62	1:11.283	09:23:46.998
14-	22.241	117.1	27.711	13.413	118.5	12.411	26.781	89.7	1:42.557 (3)	87.31	0.380	09:25:29.555
15-	22.179	117.3	27.649	13.637	116.1	12.632	26.756	90.9	1:42.853	87.06	0.676	09:27:12.408
16-	22.007	114.5	27.832	13.581	117.7	12.570	26.837	90.1	1:42.827	87.08	0.650	09:28:55.235
17-	22.334	111.8	27.506	13.718	116.9	12.494	26.682	90.3	1:42.734	87.16	0.557	09:30:37.969

MCRCB BULLETIN TK110

2024 Bennetts British Superbike Championship - Round 10

2024 R&G British Talent Cup

QUALIFYING - SECTOR ANALYSIS



SECTOR 1 = FL to I1, SECTOR 2 = I1 to I2, SECTOR 3 = I2 to I3, SECTOR 4 = I3 to I4, SECTOR 5 = I4 to FL, DIFF = Difference To Personal Best Lap, P = Crossed Finish Line in Pit Lane, D = Time Disallowed

P13 42		Ben JOLLIFFE					Honda - Wilson Racing						
IDEAL LAP TIME : 1:42.341		BEST LAP TIME : 1:42.497					DIFFERENCE : 0.156						
LAP	SECTOR 1	SECTOR 2	SECTOR 3	SECTOR 4	SECTOR 5	LAP TIME	MPH	DIFF	TIME OF DAY				
1-	OUTLAP	98.3	29.768	14.131	116.9	13.192	28.551	88.3		09:01:53.738			
2-	22.562	118.1	28.032	13.741	120.9	12.806	27.757	89.2	1:44.898	85.36	2.401	09:03:38.636	
3-	22.425	118.3	27.956	13.772	116.3	12.691	27.814	87.9	1:44.658	85.55	2.161	09:05:23.294	
4-	22.501	117.9	27.702	13.795	115.7	12.658	27.421	88.6	1:44.077	86.03	1.580	09:07:07.371	
5-	22.551	118.9	27.533	13.722	116.5	12.499	27.381	89.2	1:43.686	86.36	1.189	09:08:51.057	
6-	22.603	116.3	27.805	13.813	115.3	12.546	27.362	88.1	1:44.129	85.99	1.632	09:10:35.186	
7-	22.359	121.1	27.508	13.765	115.3	13.004	27.322	88.1	1:43.958	86.13	1.461	09:12:19.144	
8-	22.378	119.6	27.523	13.836	114.7	12.630	27.418	87.4	1:43.785	86.27	1.288	09:14:02.929	
9-	22.468	120.2	27.616	13.785	114.5	12.586	27.394	88.1	1:43.849	86.22	1.352	09:15:46.778	
10-	23.306	106.1	31.135	14.409	113.3	13.497	IN PIT		1:48.988	P	6.491	09:17:35.766	
11-	OUTLAP	102.9	29.589	14.159	113.9	13.481	28.208	87.4	2:07.328	D	70.32	24.831	09:19:43.094
12-	22.735	115.9	27.807	13.894	114.7	12.805	27.446	87.6	1:44.687	85.53	2.190	09:21:27.781	
13-	22.362	119.8	27.527	13.782	114.7	12.544	27.136	87.7	1:43.351	86.64	0.854	09:23:11.132	
14-	22.304	119.6	27.592	13.728	115.3	12.451	27.101	88.5	1:43.176	86.78	0.679	09:24:54.308	
15-	22.223	120.6	27.539	13.700	115.1	12.530	26.939	88.8	1:42.931	(2)	0.434	09:26:37.239	
16-	22.290	119.8	27.620	13.698	115.5	12.488	26.911	88.4	1:43.007	(3)	0.510	09:28:20.246	
17-	22.379	120.6	27.245	13.636	115.7	12.443	26.794	89.2	1:42.497	(1)	0.156	09:30:02.743	

P14 2		Josh BANNISTER					Honda - Dunsley Heat Racing					
IDEAL LAP TIME : 1:42.183		BEST LAP TIME : 1:42.622					DIFFERENCE : 0.439					
LAP	SECTOR 1	SECTOR 2	SECTOR 3	SECTOR 4	SECTOR 5	LAP TIME	MPH	DIFF	TIME OF DAY			
1-	OUTLAP	99.7	29.033	14.497	111.2	13.002	27.520	87.0		09:01:50.073		
2-	22.886	113.3	28.211	13.912	113.5	13.174	27.415		1:45.598	84.79	2.976	09:03:35.671
3-	22.479	114.9	27.584	13.705	114.3	12.815	27.268	88.0	1:43.851	86.22	1.229	09:05:19.522
4-	22.644	112.7	27.740	13.546	114.7	12.757	26.996	89.3	1:43.683	86.36	1.061	09:07:03.205
5-	22.577	116.3	27.413	13.442	117.1	12.583	26.825	88.7	1:42.840	(2)	0.218	09:08:46.045
6-	22.293	117.3	27.815	13.542	114.3	12.585	27.064	89.3	1:43.299	86.68	0.677	09:10:29.344
7-	22.253	116.9	27.752	13.282	118.7	12.511	26.824	89.5	1:42.622	(1)	0.156	09:12:11.966
8-	22.305	116.3	27.313	13.721	117.1	12.582	27.701	87.8	1:43.622	86.41	1.000	09:13:55.588
9-	22.382	113.3	27.595	13.509	117.3	12.621	IN PIT		1:42.815	P	0.193	09:15:38.403
10-	OUTLAP	111.4	27.849	13.821	113.9	12.674	26.904	88.4	3:45.500		2:02.878	09:19:23.903
11-	22.577	115.3	27.742	13.639	114.9	12.663	27.146	88.3	1:43.767	86.29	1.145	09:21:07.670
12-	22.556	116.9	27.646	13.685	113.9	12.629	26.998	88.1	1:43.514	86.50	0.892	09:22:51.184
13-	22.477	115.1	27.559	13.720	114.7	12.661	26.897	88.5	1:43.314	86.67	0.692	09:24:34.498
14-	22.524	116.7	27.445	13.774	113.5	12.743	27.134	87.9	1:43.620	86.41	0.998	09:26:18.118
15-	22.613	116.1	27.405	13.554	115.9	12.658	27.230	88.8	1:43.460	86.54	0.838	09:28:01.578
16-	22.450	117.1	27.679	13.545	115.9	12.746	27.027	88.8	1:43.447	86.56	0.825	09:29:45.025
17-	22.576	116.1	27.430	13.520	115.1	12.652	26.919	89.0	1:43.097	(3)	0.475	09:31:28.122

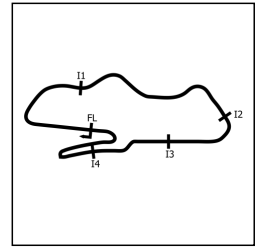
P15 67		George BOWES					Honda - GB67 Racing						
IDEAL LAP TIME : 1:42.315		BEST LAP TIME : 1:42.731					DIFFERENCE : 0.416						
LAP	SECTOR 1	SECTOR 2	SECTOR 3	SECTOR 4	SECTOR 5	LAP TIME	MPH	DIFF	TIME OF DAY				
1-	OUTLAP	103.0	29.960	14.459	114.5	13.289	28.938					09:02:54.620	
2-	23.014	115.1	28.740	14.031	116.1	12.981	28.166	88.0	1:46.932	83.73	4.201	09:04:41.552	
3-	22.692	118.7	27.943	13.763	116.3	12.882	27.663	88.7	1:44.943	85.32	2.212	09:06:26.495	
4-	22.468	114.5	28.181	13.717	116.9	12.714	27.285	89.5	1:44.365	85.79	1.634	09:08:10.860	
5-	22.383	120.6	27.520	13.636	116.9	12.635	27.087	89.8	1:43.261	86.71	0.530	09:09:54.121	
6-	23.013	101.9	29.963	14.325	115.1	13.247	IN PIT		1:49.214	P	8.199	09:11:43.335	
7-	OUTLAP	112.4	29.449	13.950	117.3	12.753	27.432	89.7	7:46.154	D	19.20	6:03.420	09:19:29.486
8-	22.608	114.3	27.850	13.649	118.1	12.618	27.171	90.4	1:43.896	86.18	1.165	09:21:13.382	
9-	22.424	113.5	27.508	13.668	117.5	12.731	26.983	89.9	1:43.314	86.67	0.583	09:22:56.696	
10-	22.343	118.5	27.614	13.634	118.3	12.511	26.731	90.4	1:42.833	(3)	0.102	09:24:39.529	
11-	22.318	116.7	27.570	13.522	119.4	12.470	26.944	90.0	1:42.824	(2)	0.093	09:26:22.353	
12-	22.352	120.0	28.886	17.288	112.2	12.785	27.175	90.1	1:48.486	D	5.755	09:28:10.839	
13-	22.485	121.1	27.489	13.517	117.7	12.735	27.105	91.0	1:43.331	86.65	0.600	09:29:54.170	
14-	22.271	113.1	27.626	13.460	118.5	12.364	27.010	90.0	1:42.731	(1)	0.156	09:31:36.901	

MCRCB BULLETIN TK110

2024 Bennetts British Superbike Championship - Round 10

2024 R&G British Talent Cup

QUALIFYING - SECTOR ANALYSIS



SECTOR 1 = FL to I1, SECTOR 2 = I1 to I2, SECTOR 3 = I2 to I3, SECTOR 4 = I3 to I4, SECTOR 5 = I4 to FL, DIFF = Difference To Personal Best Lap, P = Crossed Finish Line in Pit Lane, D = Time Disallowed

P16		71		Daniel GOODMAN					Honda - Fibre Tec Honda				
IDEAL LAP TIME : 1:42.659		BEST LAP TIME : 1:43.187					DIFFERENCE : 0.528						
LAP	SECTOR 1	SECTOR 2	SECTOR 3	SECTOR 4	SECTOR 5	LAP TIME	MPH	DIFF	TIME OF DAY				
1 -	OUTLAP	98.3	32.610	14.497	115.3	13.236	28.223	89.2		09:02:38.057			
2 -	22.524	113.3	28.082	13.567	120.0	12.858	27.342	89.4	1:44.373	85.79	1.186	09:04:22.430	
3 -	22.424	114.1	27.856	13.673	115.5	12.781	27.196	88.7	1:43.930	86.15	0.743	09:06:06.360	
4 -	22.490	116.5	27.714	13.752	113.3	12.840	27.323	87.7	1:44.119	86.00	0.932	09:07:50.479	
5 -	22.655	111.8	28.122	13.932	112.0	12.942	28.509	88.8	1:46.160	84.34	2.973	09:09:36.639	
6 -	22.450	113.3	27.649	13.740	114.9	12.764	26.929	88.6	1:43.532	86.48	0.345	09:11:20.171	
7 -	22.630	108.4	28.413	14.345	105.6	13.327	IN PIT		1:45.588	P	84.80	2.401	09:13:05.759
8 -	OUTLAP	111.6	27.857	13.616	116.7	12.557	27.438	88.4	2:34.445	57.97	51.258	09:15:40.204	
9 -	22.528	114.5	27.857	13.715	116.3	12.785	27.130	88.6	1:44.015	86.08	0.828	09:17:24.219	
10 -	22.389	114.3	27.700	13.625	116.1	12.548	26.925	89.4	1:43.187 (1)	86.77		09:19:07.406	
11 -	22.299	116.1	27.458	13.479	117.7	13.124	27.057	88.3	1:43.417	(3)	86.58	0.230	09:20:50.823
12 -	22.427	116.3	27.467	13.762	114.3	12.590	27.088	88.5	1:43.334	(2)	86.65	0.147	09:22:34.157
13 -	22.497	116.3	27.680	14.202	105.1	13.295	27.845	88.4	1:45.519	84.86	2.332	09:24:19.676	
14 -	22.621	110.5	28.607	14.335	106.8	13.244	IN PIT		1:45.078	P	85.21	1.891	09:26:04.754
15 -	OUTLAP	105.5	29.354	14.824	101.6	14.966	27.811	89.1	2:42.050	D	55.25	58.863	09:28:46.804
16 -	22.626	114.7	28.015	13.565	117.5	12.498	27.262	89.5	1:43.966	86.12	0.779	09:30:30.770	

P17		48		Ollie WALKER					Honda - Walker Racing				
IDEAL LAP TIME : 1:42.004		BEST LAP TIME : 1:43.208					DIFFERENCE : 1.204						
LAP	SECTOR 1	SECTOR 2	SECTOR 3	SECTOR 4	SECTOR 5	LAP TIME	MPH	DIFF	TIME OF DAY				
1 -	OUTLAP	102.4	30.344	14.523	115.3	13.259	28.196	88.6		09:01:59.071			
2 -	23.712	102.4	31.672	14.459	114.9	13.140	27.623	88.5	1:50.606	80.95	7.398	09:03:49.677	
3 -	23.036	112.4	28.383	14.048	114.5	12.865	27.283	88.5	1:45.615	84.78	2.407	09:05:35.292	
4 -	22.680	113.1	28.004	13.879	115.1	12.717	26.987	88.7	1:44.267	85.88	1.059	09:07:19.559	
5 -	22.723	113.7	28.184	13.957	115.5	12.947	28.691	89.7	1:46.502	D	84.07	3.294	09:09:06.061
6 -	22.507	115.7	27.927	13.865	115.5	12.660	27.557	87.7	1:44.516	85.67	1.308	09:10:50.577	
7 -	24.343	108.5	29.042	13.953	116.1	13.265	IN PIT		1:49.217	P	81.98	6.009	09:12:39.794
8 -	OUTLAP	107.8	29.096	14.140	114.3	12.856	27.290	88.4	2:07.862	70.03	24.654	09:14:47.656	
9 -	22.694	114.7	28.136	13.966	114.7	13.066	27.844	88.4	1:45.706	D	84.71	2.498	09:16:33.362
10 -	22.532	114.9	27.896	13.811	116.5	12.645	27.076	89.2	1:43.960	86.13	0.752	09:18:17.322	
11 -	23.398	107.2	29.357	14.460	113.3	13.107	27.936	88.5	1:48.258	82.71	5.050	09:20:05.580	
12 -	22.617	113.5	27.996	13.816	115.5	12.700	27.361	88.5	1:44.490	85.69	1.282	09:21:50.070	
13 -	22.478	116.5	27.742	13.781	115.7	12.523	27.038	89.8	1:43.562	(3)	86.46	0.354	09:23:33.632
14 -	22.294	115.7	27.694	13.752	115.1	12.562	26.906	88.4	1:43.208 (1)	86.76		09:25:16.840	
15 -	22.441	116.1	27.661	13.881	114.3	12.580	30.871	89.7	1:47.434	83.34	4.226	09:27:04.274	
16 -	22.292	114.9	27.745	13.738	115.7	11.545	26.814	88.7	1:42.134	D	87.67		09:28:46.408
17 -	22.442	117.7	27.626	13.814	114.9	12.563	26.803	88.1	1:43.248	(2)	86.72	0.040	09:30:29.656

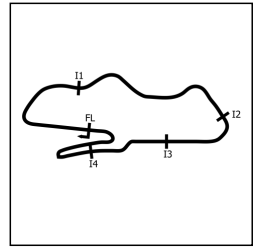
P18		82		Kyle PAYNE					Honda - Illusion Racing				
IDEAL LAP TIME : 1:42.855		BEST LAP TIME : 1:43.215					DIFFERENCE : 0.360						
LAP	SECTOR 1	SECTOR 2	SECTOR 3	SECTOR 4	SECTOR 5	LAP TIME	MPH	DIFF	TIME OF DAY				
1 -	OUTLAP	93.3	30.379	14.351	115.7	13.918	28.162	88.8		09:01:55.133			
2 -	22.971	109.8	28.353	14.360	116.1	13.678	27.453	89.4	1:46.815	83.83	3.600	09:03:41.948	
3 -	22.871	111.2	28.734	14.207	115.3	13.125	27.275	89.4	1:46.212	84.30	2.997	09:05:28.160	
4 -	22.632	115.9	27.985	13.974	115.7	13.059	27.215	89.4	1:44.865	85.39	1.650	09:07:13.025	
5 -	22.661	114.5	27.757	13.875	116.1	13.167	27.122	89.5	1:44.582	85.62	1.367	09:08:57.607	
6 -	22.416	115.9	27.804	13.835	115.5	12.842	26.862	89.0	1:43.759	86.30	0.544	09:10:41.366	
7 -	22.474	114.5	27.747	14.185	114.9	12.963	27.069	88.4	1:44.438	85.73	1.223	09:12:25.804	
8 -	22.640	112.0	27.923	14.017	114.3	12.998	27.189	87.7	1:44.767	85.47	1.552	09:14:10.571	
9 -	22.961	110.7	28.585	13.770	117.5	12.829	27.280	89.4	1:45.425	84.93	2.210	09:15:55.996	
10 -	22.357	117.9	27.710	13.895	115.7	12.758	26.990	88.5	1:43.710	86.34	0.495	09:17:39.706	
11 -	22.609	115.7	27.611	13.964	114.7	12.641	26.697	88.7	1:43.522	86.49	0.307	09:19:23.228	
12 -	22.375	114.5	27.673	13.912	115.1	12.930	27.027	88.5	1:43.917	86.16	0.702	09:21:07.145	
13 -	22.396	116.7	27.546	13.871	114.1	12.720	26.858	88.5	1:43.391	(3)	86.60	0.176	09:22:50.536
14 -	22.436	117.5	27.514	13.979	114.3	12.737	26.732	88.3	1:43.398	86.60	0.183	09:24:33.934	
15 -	22.497	116.7	27.676	14.019	113.9	12.731	26.835	89.2	1:43.758	86.30	0.543	09:26:17.692	
16 -	22.394	117.3	27.527	13.860	115.5	12.660	26.825	88.8	1:43.266	(2)	86.71	0.051	09:28:00.958
17 -	22.594	118.3	27.681	13.822	116.1	12.779	26.837	89.5	1:43.713	86.33	0.498	09:29:44.671	
18 -	22.442	113.5	27.390	13.773	116.7	12.857	26.753	89.3	1:43.215 (1)	86.75		09:31:27.886	

MCRCB BULLETIN TK110

2024 Bennetts British Superbike Championship - Round 10

2024 R&G British Talent Cup

QUALIFYING - SECTOR ANALYSIS



SECTOR 1 = FL to I1, SECTOR 2 = I1 to I2, SECTOR 3 = I2 to I3, SECTOR 4 = I3 to I4, SECTOR 5 = I4 to FL, DIFF = Difference To Personal Best Lap, P = Crossed Finish Line in Pit Lane, D = Time Disallowed

P19 14		Bill HARRIS			Honda - Team Harris Racing / RS Racing							
IDEAL LAP TIME : 1:42.893		BEST LAP TIME : 1:43.328			DIFFERENCE : 0.435							
LAP	SECTOR 1	SECTOR 2	SECTOR 3	SECTOR 4	SECTOR 5	LAP TIME	MPH	DIFF	TIME OF DAY			
1-	OUTLAP	93.2	30.743	14.010	118.9	13.487	28.192	86.5		09:01:56.207		
2-	23.620	110.5	28.006	13.593	119.6	13.299	27.760	89.3	1:46.278	84.25	2.950	09:03:42.485
3-	22.849	112.2	27.913	13.750	117.1	13.029	27.316	89.3	1:44.857	85.39	1.529	09:05:27.342
4-	22.625	112.7	27.792	13.655	117.3	12.952	27.306	89.3	1:44.330	85.82	1.002	09:07:11.672
5-	22.519	113.1	27.412	13.576	117.5	12.756	27.065	89.7	1:43.328 (1)	86.66		09:08:55.000
6-	22.470	115.5	27.706	13.583	117.1	12.796	26.873	89.0	1:43.428 (2)	86.57	0.100	09:10:38.428
7-	22.493	112.9	27.530	13.750	116.1	12.664	27.073	89.0	1:43.510 (3)	86.50	0.182	09:12:21.938
8-	22.368	117.9	27.832	13.783	115.5	12.987	IN PIT		1:45.661 P	84.74	2.333	09:14:07.599

P20 99		Peter WILLIS			Honda - Clonlough.ie by WM Racing							
IDEAL LAP TIME : 1:43.146		BEST LAP TIME : 1:43.540			DIFFERENCE : 0.394							
LAP	SECTOR 1	SECTOR 2	SECTOR 3	SECTOR 4	SECTOR 5	LAP TIME	MPH	DIFF	TIME OF DAY			
1-	OUTLAP	86.9	30.020	14.178	116.1	13.660	27.841	89.5				09:01:55.587
2-	22.632	108.7	28.643	14.017	116.5	13.352	27.405	89.4	1:46.049	84.43	2.509	09:03:41.636
3-	22.627	113.7	28.748	13.970	114.5	13.423	27.245	89.7	1:46.013	84.46	2.473	09:05:27.649
4-	22.461	112.5	28.147	13.793	114.5	12.942	27.183	89.0	1:44.526	85.66	0.986	09:07:12.175
5-	22.683	115.5	27.766	13.769	114.5	12.821	27.116	89.7	1:44.155	85.97	0.615	09:08:56.330
6-	22.393	118.5	27.820	13.678	114.9	12.818	27.042	89.2	1:43.751	86.30	0.211	09:10:40.081
7-	22.797	111.4	28.310	14.037	113.3	13.051	IN PIT		1:43.837 P	86.23	0.297	09:12:23.918
8-	OUTLAP	111.8	28.437	13.806	116.1	12.666	27.628	89.2	7:04.054	21.11	5:20.514	09:19:27.972
9-	22.534	118.9	27.917	13.656	116.3	12.619	26.924	89.5	1:43.650 (3)	86.39	0.110	09:21:11.622
10-	22.289	118.5	27.729	13.692	114.1	12.691	27.139	87.1	1:43.540 (1)	86.48		09:22:55.162
11-	22.442	117.9	27.839	13.717	114.5	12.767	26.874	89.0	1:43.639 (2)	86.40	0.099	09:24:38.801
12-	22.452	119.1	27.889	13.744	114.5	12.793	26.926	89.3	1:43.804	86.26	0.264	09:26:22.605
13-	22.385	119.1	28.212	13.785	113.9	12.670	26.891	88.7	1:43.943	86.14	0.403	09:28:06.548
14-	22.576	117.7	28.297	13.983	112.9	14.291	27.961	89.2	1:47.108 D	83.60	3.568	09:29:53.656
15-	22.450	119.1	27.807	13.675	113.5	12.598	27.236	89.3	1:43.766	86.29	0.226	09:31:37.422

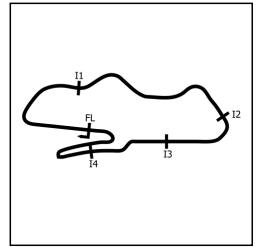
P21 91		Joshua RAYMOND Jnr			Honda - Fibre Tec Honda							
IDEAL LAP TIME : 1:43.535		BEST LAP TIME : 1:43.624			DIFFERENCE : 0.089							
LAP	SECTOR 1	SECTOR 2	SECTOR 3	SECTOR 4	SECTOR 5	LAP TIME	MPH	DIFF	TIME OF DAY			
1-	OUTLAP	94.7	30.882	14.190	117.9	13.684	28.546	89.9				09:01:56.669
2-	23.394	108.0	28.907	13.948	117.7	13.132	28.121	89.9	1:47.502	83.29	3.878	09:03:44.171
3-	23.026	106.8	28.913	13.936	116.7	12.998	27.742	89.8	1:46.615	83.98	2.991	09:05:30.786
4-	23.013	105.1	28.543	13.938	116.3	13.022	27.504	89.9	1:46.020	84.46	2.396	09:07:16.806
5-	22.923	108.0	28.452	13.878	117.1	12.890	27.405	89.7	1:45.548	84.83	1.924	09:09:02.354
6-	23.053	110.1	29.626	14.150	116.1	13.325	28.498	90.6	1:48.652	82.41	5.028	09:10:51.006
7-	23.097	102.9	29.309	14.152	115.5	13.240	IN PIT		1:49.562 P	81.72	5.938	09:12:40.568
8-	OUTLAP	101.5	29.268	14.125	116.1	12.978	27.819	90.1	2:11.264	68.21	27.640	09:14:51.832
9-	22.901	107.7	28.276	13.791	116.5	12.888	27.409	89.8	1:45.265	85.06	1.641	09:16:37.097
10-	22.899	111.6	28.069	13.794	116.5	12.703	27.051	89.8	1:44.516	85.67	0.892	09:18:21.613
11-	22.740	106.3	28.411	13.815	116.5	13.004	28.216	89.9	1:46.186	84.32	2.562	09:20:07.799
12-	22.916	110.0	28.122	13.836	115.9	12.723	27.262	90.4	1:44.859	85.39	1.235	09:21:52.658
13-	22.793	111.6	27.914	13.781	116.3	12.500	27.293	90.1	1:44.281 (2)	85.86	0.657	09:23:36.939
14-	22.647	110.0	27.857	13.661	116.5	12.470	26.989	90.0	1:43.624 (1)	86.41		09:25:20.563
15-	22.765	111.4	28.054	13.702	116.7	12.737	27.417	91.3	1:44.675	85.54	1.051	09:27:05.238
16-	22.566	113.1	28.964	13.653	117.7	12.498	27.477	90.9	1:45.158	85.15	1.534	09:28:50.396
17-	22.701	109.4	27.910	13.747	116.7	12.545	27.420	90.5	1:44.323 (3)	85.83	0.699	09:30:34.719

MCRCB BULLETIN TK110

2024 Bennetts British Superbike Championship - Round 10

2024 R&G British Talent Cup

QUALIFYING - SECTOR ANALYSIS



SECTOR 1 = FL to I1, SECTOR 2 = I1 to I2, SECTOR 3 = I2 to I3, SECTOR 4 = I3 to I4, SECTOR 5 = I4 to FL, DIFF = Difference To Personal Best Lap, P = Crossed Finish Line in Pit Lane, D = Time Disallowed

P22 76		Charlie HUNTINGFORD				Honda - Mototechniks						
IDEAL LAP TIME : 1:44.289		BEST LAP TIME : 1:44.498				DIFFERENCE : 0.209						
LAP	SECTOR 1	SECTOR 2	SECTOR 3	SECTOR 4	SECTOR 5	LAP TIME	MPH	DIFF	TIME OF DAY			
1 -	OUTLAP	97.1	31.116	14.655	111.8	13.520	28.677	87.9		09:02:02.562		
2 -	23.308	107.8	28.869	14.297	114.9	13.500	27.914	88.6	1:47.888	82.99	3.390	09:03:50.450
3 -	23.026	110.5	28.420	14.022	115.1	13.007	27.638	88.4	1:46.113	84.38	1.615	09:05:36.563
4 -	22.929	113.3	28.228	13.926	114.7	12.741	27.493	88.6	1:45.317 (3)	85.02	0.819	09:07:21.880
5 -	22.984	109.6	28.376	14.024	114.5	13.097	IN PIT		1:49.368 P	81.87	4.870	09:09:11.248
6 -	OUTLAP	103.5	30.254	14.360	112.7	13.339	28.051	87.0	7:19.439	20.37	5:34.941	09:16:30.687
7 -	23.361	108.7	28.379	13.984	114.1	12.929	27.697	87.9	1:46.350	84.19	1.852	09:18:17.037
8 -	23.168	109.4	28.301	13.977	113.7	12.817	27.507	88.0	1:45.770	84.65	1.272	09:20:02.807
9 -	23.112	110.0	28.317	13.864	113.5	12.746	27.564	87.7	1:45.603	84.79	1.105	09:21:48.410
10 -	22.934	110.7	28.127	13.827	114.3	12.732	27.518	88.0	1:45.138 (2)	85.16	0.640	09:23:33.548
11 -	22.884	110.9	27.867	13.659	115.7	12.758	27.330	87.6	1:44.498 (1)	85.69		09:25:18.046
12 -	22.833	112.7	28.008	13.811	114.1	12.674	28.327	87.1	1:45.653	84.75	1.155	09:27:03.699
13 -	22.759	114.1	28.066	13.739	115.5	12.961	30.212	88.3	1:47.737	83.11	3.239	09:28:51.436
14 -	22.941	114.1	28.174	13.754	115.7	12.726	28.544	84.6	1:46.139	84.36	1.641	09:30:37.575

P23 11		Iwan JONES				Honda - Jones Brothers Racing						
IDEAL LAP TIME : 1:44.135		BEST LAP TIME : 1:45.891				DIFFERENCE : 1.756						
LAP	SECTOR 1	SECTOR 2	SECTOR 3	SECTOR 4	SECTOR 5	LAP TIME	MPH	DIFF	TIME OF DAY			
1 -	OUTLAP	99.4	31.347	14.830	111.4	14.416	30.515	84.0				09:01:58.628
2 -	24.498	104.3	31.195	14.881	108.5	14.049	29.666	85.9	1:54.289	78.34	8.398	09:03:52.917
3 -	23.644	109.8	29.402	14.529	112.2	13.516	29.894	87.6	1:50.985 (3)	80.68	5.094	09:05:43.902
4 -	22.970	111.4	28.880	14.305	112.9	13.002	27.139	88.8	1:46.296 (2)	84.24	0.405	09:07:30.198
5 -	22.588	117.5	28.309	14.268	114.3	13.035	27.691	88.5	1:45.891 (1)	84.56		09:09:16.089
6 -	22.699	114.3	28.349	14.155	113.5	13.057	IN PIT		1:44.249 P	85.89		09:11:00.338
7 -	OUTLAP	115.9	28.632	14.416	111.4	19.054	28.588	86.8	5:32.144 D	26.96	3:46.223	09:16:32.452

P24 22		Jensen BISHOP				Honda - Wilson Racing / JBR						
IDEAL LAP TIME : 1:47.008		BEST LAP TIME : 1:48.296				DIFFERENCE : 1.288						
LAP	SECTOR 1	SECTOR 2	SECTOR 3	SECTOR 4	SECTOR 5	LAP TIME	MPH	DIFF	TIME OF DAY			
1 -	OUTLAP	97.5	31.065	14.696	106.5	14.078	29.217	83.3				09:01:59.974
2 -	23.916	110.0	30.987	14.520	108.4	14.036	28.946	83.4	1:52.405	79.66	4.109	09:03:52.379
3 -	23.613	110.9	28.688	14.068	111.4	13.347	IN PIT		2:27.351 P	60.76	39.055	09:06:19.730
4 -	OUTLAP	101.9	29.662	14.608	108.0	13.778	28.616	82.5	7:29.578	19.91	5:41.282	09:13:49.308
5 -	23.947	106.5	29.121	14.363	108.4	13.539	29.816	81.2	1:50.786 (3)	80.82	2.490	09:15:40.094
6 -	23.759	106.6	29.406	14.260	110.9	13.329	28.110	84.9	1:48.864 (2)	82.25	0.568	09:17:28.958
7 -	23.504	111.6	29.059	14.278	109.4	13.320	28.135	85.1	1:48.296 (1)	82.68		09:19:17.254

MCRCB BULLETIN TK111

2024 Bennetts British Superbike Championship - Round 10

2024 R&G British Talent Cup

QUALIFYING - BEST SECTORS

SECTOR 1		SECTOR 2		SECTOR 3		SECTOR 4		SECTOR 5		IDEAL / BEST COMPARISON											
POS	NO	TIME	NO	TIME	NO	TIME	NO	TIME	NO	TIME	POS	NO	NAME	IDEAL	BEST	DIFF					
														PERFECT LAP	1:38.864						
1	24	FRO	21.776	29	BRO	26.550	75	SUR	13.093	48	WAL	11.545	24	FRO	25.900	1	24	FROST	1:39.796	1:40.059	0.263
2	65	ROW	21.798	24	FRO	26.767	65	ROW	13.182	43	BRI	12.030	29	BRO	26.100	2	29	BROWN	1:39.860	1:40.158	0.298
3	28	BAR	21.811	75	SUR	26.768	61	MAC	13.202	29	BRO	12.047	43	BRI	26.109	3	43	BRINTON	1:40.061	1:40.501	0.440
4	43	BRI	21.854	43	BRI	26.785	29	BRO	13.208	40	COR	12.065	7	McC	26.122	4	75	SUROWIAK	1:40.065	1:40.374	0.309
5	61	MAC	21.907	40	COR	26.838	40	COR	13.252	75	SUR	12.071	75	SUR	26.223	5	40	CORREA	1:40.460	1:40.731	0.271
6	75	SUR	21.910	7	McC	26.844	24	FRO	13.266	24	FRO	12.087	28	BAR	26.242	6	7	McCABE	1:40.575	1:40.671	0.096
7	40	COR	21.916	61	MAC	26.866	2	BAN	13.282	61	MAC	12.114	40	COR	26.389	7	61	MACKAY	1:40.585	1:40.805	0.220
8	7	McC	21.946	28	BAR	27.041	43	BRI	13.283	7	McC	12.304	16	BUR	26.453	8	28	BARNES	1:40.771	1:41.037	0.266
9	29	BRO	21.955	65	ROW	27.100	88	FOS	13.357	64	EDM	12.311	61	MAC	26.496	9	65	ROWAN	1:41.322	1:41.705	0.383
10	88	FOS	21.987	64	EDM	27.178	7	McC	13.359	28	BAR	12.318	64	EDM	26.574	10	64	EDMUNDS	1:41.473	1:42.084	0.611
11	64	EDM	22.039	42	JOL	27.245	28	BAR	13.359	16	BUR	12.339	88	FOS	26.682	11	16	BURROWS	1:41.779	1:41.846	0.067
12	16	BUR	22.152	16	BUR	27.280	64	EDM	13.371	67	BOW	12.364	82	PAY	26.697	12	88	FOSTER	1:41.872	1:42.177	0.305
13	42	JOL	22.223	2	BAN	27.313	67	BOW	13.460	88	FOS	12.409	67	BOW	26.731	13	48	WALKER	1:42.004	1:43.208	1.204
14	2	BAN	22.253	82	PAY	27.390	71	GOO	13.479	42	JOL	12.443	65	ROW	26.793	14	2	BANNISTER	1:42.183	1:42.622	0.439
15	67	BOW	22.271	14	HAR	27.412	16	BUR	13.555	65	ROW	12.449	42	JOL	26.794	15	67	BOWES	1:42.315	1:42.731	0.416
16	99	WIL	22.289	88	FOS	27.437	14	HAR	13.576	91	RAY	12.470	48	WAL	26.803	16	42	JOLLIFFE	1:42.341	1:42.497	0.156
17	48	WAL	22.292	71	GOO	27.458	42	JOL	13.636	71	GOO	12.498	2	BAN	26.824	17	71	GOODMAN	1:42.659	1:43.187	0.528
18	71	GOO	22.299	67	BOW	27.489	91	RAY	13.653	2	BAN	12.511	14	HAR	26.873	18	82	PAYNE	1:42.855	1:43.215	0.360
19	82	PAY	22.357	48	WAL	27.626	99	WIL	13.656	99	WIL	12.598	99	WIL	26.874	19	14	HARRIS	1:42.893	1:43.328	0.435
20	14	HAR	22.368	99	WIL	27.729	76	HUN	13.659	82	PAY	12.641	71	GOO	26.925	20	99	WILLIS	1:43.146	1:43.540	0.394
21	91	RAY	22.566	91	RAY	27.857	48	WAL	13.738	14	HAR	12.664	91	RAY	26.989	21	91	RAYMOND Jnr	1:43.535	1:43.624	0.089
22	11	JON	22.585	76	HUN	27.867	82	PAY	13.770	76	HUN	12.674	11	JON	27.139	22	11	JONES	1:44.135	1:45.891	1.756
23	76	HUN	22.759	11	JON	27.887	11	JON	13.791	11	JON	12.733	76	HUN	27.330	23	76	HUNTINGFORD	1:44.289	1:44.498	0.209
24	22	BIS	23.371	22	BIS	28.257	22	BIS	14.068	22	BIS	13.202	22	BIS	28.110	24	22	BISHOP	1:47.008	1:48.296	1.288
25				19	McP	29.858	19	McP	14.883												

MCRCB BULLETIN TK112**2024 Bennetts British Superbike Championship - Round 10****2024 R&G British Talent Cup****QUALIFYING - BEST SPEEDS**

POS	INTERMEDIATE 1		INTERMEDIATE 2		INTERMEDIATE 3		INTERMEDIATE 4		FINISH LINE	
	NO	NAME MPH	NO	NAME MPH	NO	NAME MPH	NO	NAME MPH	NO	NAME MPH
1	24	FROST 122.9			65	ROWAN 122.6			24	FROST 92.9
2	16	BURROWS 122.9			88	FOSTER 121.5			40	CORREA 91.5
3	43	BRINTON 121.7			43	BRINTON 121.3			75	SUROWIAK 91.4
4	29	BROWN 121.5			61	MACKAY 121.3			61	MACKAY 91.3
5	65	ROWAN 121.5			64	EDMUNDS 121.3			91	RAYMOND Jnr 91.3
6	42	JOLLIFFE 121.1			40	CORREA 121.1			67	BOWES 91.0
7	67	BOWES 121.1			75	SUROWIAK 120.9			64	EDMUNDS 90.9
8	64	EDMUNDS 120.9			42	JOLLIFFE 120.9			88	FOSTER 90.9
9	40	CORREA 120.6			24	FROST 120.4			7	McCABE 90.8
10	7	McCABE 119.6			71	GOODMAN 120.0			65	ROWAN 90.8
11	75	SUROWIAK 119.4			7	McCABE 119.8			43	BRINTON 90.6
12	28	BARNES 119.1			14	HARRIS 119.6			28	BARNES 90.4
13	99	WILLIS 119.1			67	BOWES 119.4			16	BURROWS 90.3
14	61	MACKAY 118.7			29	BROWN 119.1			29	BROWN 90.0
15	88	FOSTER 118.7			28	BARNES 118.9			48	WALKER 89.8
16	82	PAYNE 118.3			2	BANNISTER 118.7			14	HARRIS 89.7
17	14	HARRIS 117.9			16	BURROWS 118.1			99	WILLIS 89.7
18	11	JONES 117.9			91	RAYMOND Jnr 117.9			2	BANNISTER 89.5
19	48	WALKER 117.7			82	PAYNE 117.5			71	GOODMAN 89.5
20	2	BANNISTER 117.3			11	JONES 116.9			82	PAYNE 89.5
21	71	GOODMAN 116.5			48	WALKER 116.5			42	JOLLIFFE 89.2
22	76	HUNTINGFORD 114.1			99	WILLIS 116.5			11	JONES 88.8
23	91	RAYMOND Jnr 113.1			76	HUNTINGFORD 115.7			76	HUNTINGFORD 88.6
24	22	BISHOP 111.6			22	BISHOP 111.4			22	BISHOP 85.1
25	19	McPHEE 101.3			19	McPHEE 110.0				

MCRCB BULLETIN TK113

2024 Bennetts British Superbike Championship - Round 10

2024 R&G British Talent Cup

QUALIFYING - STATISTICS

Competitors Started	25
Planned Start	2024-09-28 @ 09:00:00.000
Actual Start	2024-09-28 @ 09:00:00.925
Finish Time	2024-09-28 @ 09:30:00.925
Track Length	2.4873mi.
Total Laps	359
Total Distance Covered	892.9582mi.

Session Fastest Lap History

NO	NAME	LAP TIME	TIME OF DAY	LAP	VEHICLE
61	Harrison MACKAY	1:44.131	09:03:35.514	2	Honda
40	Julian CORREA	1:43.862	09:03:37.420	2	Honda
61	Harrison MACKAY	1:43.332	09:05:18.846	3	Honda
29	Lucas BROWN	1:43.115	09:05:20.374	3	Honda
40	Julian CORREA	1:43.038	09:05:20.482	3	Honda
75	Filip SUROWIAK	1:42.480	09:05:20.628	3	Honda
24	Ryan FROST	1:42.200	09:06:03.517	3	Honda
75	Filip SUROWIAK	1:41.538	09:07:02.167	4	Honda
24	Ryan FROST	1:41.510	09:07:45.026	4	Honda
28	Charlie BARNES	1:41.478	09:07:45.926	4	Honda
75	Filip SUROWIAK	1:41.401	09:08:43.567	5	Honda
40	Julian CORREA	1:41.241	09:08:43.646	5	Honda
43	Amanuel BRINTON	1:41.190	09:08:43.813	5	Honda
24	Ryan FROST	1:40.664	09:11:09.940	6	Honda
24	Ryan FROST	1:40.662	09:16:19.235	9	Honda
29	Lucas BROWN	1:40.158	09:22:38.442	13	Honda
24	Ryan FROST	1:40.059	09:30:33.236	16	Honda

Flag History

TYPE	TIME OF DAY
GREEN	09:00:00.925
FINISH	09:30:00.925

Flag Statistics

TYPE	COUNT	TOTAL LAPS	TOTAL TIME
Green	1	18	33:35.550
Red	0	0	0.000
Safety Car	0	0	0.000
FCY	0	0	0.000

MCRCB BULLETIN TK114

2024 Bennetts British Superbike Championship - Round 10

2024 R&G British Talent Cup

QUALIFYING - SESSION NOTES

TIME	MESSAGE
09:04:11	NO.19 FALLER AT T9/10 ESSES - RIDER OK
09:04:11	
09:09:47	NO. 48 - COURSE CUT T9/T10 - LAP TIME CANCELLED
09:11:22	NO.64 EXCEEDED TRACK LIMITS T4 - LAPTIME CANCELLED
09:12:25	NO. 61 - COURSE CUT T9/T10 - LAP TIME CANCELLED
09:12:57	NO.61 EXCEEDED TRACK LIMITS T4 - LAPTIME CANCELLED
09:16:44	NO. 11 - COURSE CUT T9/T10 - LAP TIME CANCELLED
09:16:50	NO. 48 - COURSE CUT T9/T10 - LAP TIME CANCELLED
09:18:27	NO.11 FALLER AT T12 GODDARDS - RIDER OK
09:18:48	NO.67 EXCEEDED TRACK LIMITS T7 - LAPTIME CANCELLED
09:19:15	NO. 7 - COURSE CUT T9/T10 - LAP TIME CANCELLED
09:19:49	NO.14 STOPPED TECHNICAL PROBLEM - MELBOURNE
09:19:50	NO. 42 - COURSE CUT T9/T10 - LAP TIME CANCELLED
09:21:26	NO.22 FALLER AT T11 MELBOURNE HAIRPIN - RIDER TO MEDICAL CENTRE
09:22:51	NO. 61 - COURSE CUT T9/T10 - LAP TIME CANCELLED
09:26:30	NO. 29 - COURSE CUT T9/T10 - LAP TIME CANCELLED
09:27:11	NO.67 EXCEEDED TRACK LIMITS T4 - LAPTIME CANCELLED
09:27:25	NO.29 EXCEEDED TRACK LIMITS T7 - LAPTIME CANCELLED
09:28:29	NO. 61 - COURSE CUT T9/T10 - LAP TIME CANCELLED
09:28:49	NO.29 & 61 FALLERS AT T1 REDGATE - RIDERS OK
09:29:01	NO.64 EXCEEDED TRACK LIMITS T7 - LAPTIME CANCELLED
09:29:13	NO. 48 - COURSE CUT T9/T10 - LAP TIME CANCELLED
09:29:23	NO. 71 - COURSE CUT T9/T10 - LAP TIME CANCELLED
09:29:30	NO. 7 - COURSE CUT T9/T10 - LAP TIME CANCELLED
09:29:53	NO. 16 - COURSE CUT T9/T10 - LAP TIME CANCELLED
09:30:02	NO. 99 - COURSE CUT T9/T10 - LAP TIME CANCELLED

MCRCB BULLETIN TK115

2024 Bennetts British Superbike Championship - Round 10

2024 R&G British Talent Cup

QUALIFYING - WEATHER CONDITIONS

