

## RACE 2 - CLASSIFICATION

Race Distance: 13 Laps / 31.63 miles

POS	NO	NAME	NAT	ENTRY	LAPS	TIME	GAP	DIFF	MPH	BEST	ON	GRD	↑↓
1	43	Amanuel BRINTON	GBR	Honda - Kovara Projects / RS Racing	13	21:06.725			89.89	1:36.026	6	1	0
2	29	Lucas BROWN	GBR	Honda - SENCAT Talent Team / Mortimer Racing	13	21:06.752	0.027	0.027	89.89	1:36.302	6	3	1
3	75	Filip SUROWIAK	GBR	Honda - Team City Lifting / RS Racing	13	21:06.884	0.159	0.132	89.88	1:36.149	7	7	4
4	24	Ryan FROST	GBR	Honda - Fibre Tec Honda	13	21:06.919	0.194	0.035	89.88	1:36.308	6	4	0
5	40	Julian CORREA	USA	Honda - Microlise Cresswell Racing	13	21:07.192	0.467	0.273	89.86	1:36.498	13	2	-3
6	7	Harley McCABE	GBR	Honda - McCabe Racing by Motorbike Buyers	13	21:07.259	0.534	0.067	89.86	1:36.331	13	8	2
7	61	Harrison MACKAY	GBR	Honda - Wilson Racing / HMR	13	21:07.424	0.699	0.165	89.84	1:36.538	7	5	-2
8	66	Ronnie HARRIS	GBR	Honda - Kovara Projects / RS Racing	13	21:07.586	0.861	0.162	89.83	1:36.430	13	6	-2
9	19	Scott McPHEE	GBR	Honda - SMP Racing	13	21:20.201	13.476	12.615	88.95	1:37.195	7	14	5
10	91	Joshua RAYMOND Jnr	USA	Honda - Fibre Tec Honda	13	21:22.426	15.701	2.225	88.79	1:37.334	10	11	1
11	82	Kyle PAYNE	GBR	Honda - Illusion Racing	13	21:22.782	16.057	0.356	88.77	1:37.494	6	12	1
12	88	Mason FOSTER	GBR	Honda - BRP Racing	13	21:32.829	26.104	10.047	88.08	1:38.311	13	13	1
13	33	Eli BANISH	USA	Honda - Fibre Tec Honda	13	21:32.880	26.155	0.051	88.08	1:38.236	6	16	3
14	16	Jack BURROWS	GBR	Honda - Burrows Engineering / RK Racing	13	21:34.357	27.632	1.477	87.98	1:38.219	8	18	4
15	2	Josh BANNISTER	GBR	Honda - Fibre Tec Honda	13	21:34.698	27.973	0.341	87.95	1:38.286	12	17	2
16	11	Iwan JONES	GBR	Honda - Jones Brothers Racing	13	21:34.777	28.052	0.079	87.95	1:38.155	12	20	4
17	64	Clayton EDMUNDS	GBR	Honda - Team City Lifting / RS Racing	13	21:44.350	37.625	9.573	87.30	1:37.855	10	15	-2
18	42	Ben JOLLIFFE	GBR	Honda - Wilson Racing	13	21:45.018	38.293	0.668	87.26	1:39.261	9	21	3
19	71	Daniel GOODMAN	GBR	Honda - Fibre Tec Honda	13	21:48.065	41.340	3.047	87.05	1:39.317	8	23	4
20	99	Peter WILLIS	GBR	Honda - Microlise Cresswell Racing	13	21:57.768	51.043	9.703	86.41	1:39.976	12	22	2
21	90	Aeziah DIVINE	BMU	Honda - Mortimer Racing / Victoria House Academy	13	22:22.917	1:16.192	25.149	84.79	1:42.331	5	25	4

## NOT CLASSIFIED

DNF	67	George BOWES	GBR	Honda - GB67 Racing	12	19:41.831	1 Lap	1 Lap	88.94	1:37.347	2	9	
DNF	14	Bill HARRIS	GBR	Honda - Team Harris Racing / RS Racing	12	19:42.363	1 Lap	0.532	88.90	1:37.400	6	10	
DNF	28	Charlie BARNES	GBR	Honda - SENCAT Talent Team / Mortimer Racing	4	6:46.249	9 Laps	8 Laps	86.25	1:39.609	3	19	
DNF	72	Samuel MUNSON	GBR	Honda - Wilson Racing	4	6:49.132	9 Laps	2.883	85.64	1:40.203	4	24	

## FASTEST LAP

43	Amanuel BRINTON	GBR	Honda - Kovara Projects / RS Racing	6	1:36.026	91.22 mph	146.81 kph
----	-----------------	-----	-------------------------------------	---	----------	-----------	------------

Weather / Track : Cloudy / Dry

These results are provisional until the conclusion of any judicial and technical matters.

Date: 21/07/2024 Start: 14:23 Finish: 14:44

Brands Hatch GP: 2.4332 miles

Race Director: Stuart Higgs

Stewards:

Timekeeper: Richard Evans

S. Higgs

R. EVANS



Digitally Approved at 14:55 Sunday, 21 July 2024

Digitally Approved at 14:54 Sunday, 21 July 2024

Results can be found at [www.tsl-timing.com](http://www.tsl-timing.com)

Printed - 14:47 Sunday, 21 July 2024



# MCRCB BULLETIN TK368

## 2024 Bennetts British Superbike Championship - Round 6

### 2024 R&G British Talent Cup

#### RACE 2 - LAP CHART

**LAP 13** @ 14:44:53.185

NO	BEHIND	LAP TIME
43		1:36.408
29	0.027	1:36.452
75	0.159	1:36.632
24	0.194	1:36.445
40	0.467	1:36.498
7	0.534	1:36.331
61	0.699	1:36.699
66	0.861	1:36.430
19	13.476	1:38.384
91	15.701	1:37.903
82	16.057	1:38.022
88	26.104	1:38.311
33	26.155	1:38.635
16	27.632	1:38.436
2	27.973	1:38.589
11	28.052	1:38.465
64	37.625	1:38.253
42	38.293	1:39.847
71	41.340	1:39.937
99	51.043	1:40.506
90	1:16.192	1:42.902

# MCRCB BULLETIN TK369

## 2024 Bennetts British Superbike Championship - Round 6

### 2024 R&G British Talent Cup

#### RACE 2 - POSITION CHART

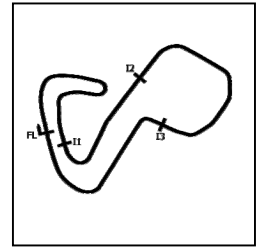
No	Name	Lap													
		Pos	1	2	3	4	5	6	7	8	9	10	11	12	13
43	BRINTON	1	24	24	24	24	29	29	43	29	75	75	75	75	43
40	CORREA	2	29	29	43	29	24	43	29	75	43	29	29	29	29
29	BROWN	3	43	43	29	43	43	24	24	43	29	24	43	43	75
24	FROST	4	40	40	40	40	75	75	75	24	24	43	24	24	24
61	MACKAY	5	75	75	75	75	40	40	61	40	40	40	40	40	40
66	HARRIS	6	61	61	66	66	66	61	40	61	61	61	61	61	7
75	SUROWIAK	7	7	66	61	61	61	7	7	7	7	7	7	7	61
7	McCABE	8	66	7	7	7	7	66	66	66	66	66	66	66	66
67	BOWES	9	67	67	67	67	67	67	67	67	19	67	67	19	19
14	HARRIS	10	82	14	14	19	19	19	19	19	67	19	19	67	91
91	RAYMOND Jnr	11	14	82	19	14	14	14	14	14	14	14	14	14	82
82	PAYNE	12	19	19	82	82	82	82	82	82	82	82	91	91	88
88	FOSTER	13	91	91	91	91	91	91	91	91	91	91	82	82	33
19	McPHEE	14	16	88	88	88	88	88	88	88	88	88	88	33	16
64	EDMUNDS	15	88	16	16	16	16	16	2	33	33	33	33	88	2
33	BANISH	16	2	2	2	2	2	2	33	2	2	16	16	16	11
2	BANNISTER	17	28	28	28	28	33	33	16	16	16	2	2	2	64
16	BURROWS	18	72	11	33	33	11	11	11	11	11	11	11	11	42
28	BARNES	19	11	33	11	11	42	42	42	42	42	42	42	42	71
11	JONES	20	33	72	42	42	71	71	71	71	71	71	64	64	99
42	JOLLIFFE	21	42	42	72	72	99	99	99	64	64	64	71	71	90
99	WILLIS	22	71	71	71	71	64	64	64	99	99	99	99	99	
71	GOODMAN	23	90	99	99	99	90	90	90	90	90	90	90	90	
72	MUNSON	24	99	90	90	90									
90	DIVINE	25	64	64	64	64									

# MCRCB BULLETIN TK370

## 2024 Bennetts British Superbike Championship - Round 6

### 2024 R&G British Talent Cup

### RACE 2 - SECTOR ANALYSIS



SECTOR 1 = FL to I1, SECTOR 2 = I1 to I2 SECTOR 3 = I2 to I3, SECTOR 4 = I3 to FL, DIFF = Difference To Personal Best Lap, P = Crossed Finish Line in Pit Lane, D = Time Disallowed

P1 43		Amanuel BRINTON				Honda - Kovara Projects / RS Racing						
IDEAL LAP TIME : 1:35.868		BEST LAP TIME : 1:36.026				DIFFERENCE : 0.158						
LAP	SECTOR 1	SECTOR 2	SECTOR 3	SECTOR 4	LAP TIME	MPH	DIFF	TIME OF DAY				
1 -		102.1	<b>17.662</b>	128.3	25.707	89.0	23.414	121.7	1:42.970	85.07	6.944	14:25:29.430
2 -	30.535	100.6	17.737	127.8	26.090	88.1	23.285	119.1	1:37.647	89.70	1.621	14:27:07.077
3 -	30.376	102.1	17.694	128.0	25.926	90.4	23.432	117.5	1:37.428	89.91	1.402	14:28:44.505
4 -	30.753	101.2	17.679	<b>128.8</b>	25.615	89.2	23.391	119.1	1:37.438	89.90	1.412	14:30:21.943
5 -	30.472	101.2	17.691	125.2	25.635	92.4	23.126	<b>122.2</b>	1:36.924	90.37	0.898	14:31:58.867
6 -	<b>30.011</b>	100.4	17.768	125.4	<b>25.257</b>	92.8	22.990	120.6	<b>1:36.026 (1)</b>	<b>91.22</b>		<b>14:33:34.893</b>
7 -	30.186	100.9	17.710	126.8	25.540	92.1	23.078	117.1	1:36.514	<b>(3)</b>	0.488	14:35:11.407
8 -	30.311	100.9	17.768	127.0	25.483	90.1	23.143	119.4	1:36.705	90.58	0.679	14:36:48.112
9 -	30.134	100.4	17.763	126.6	25.724	89.3	23.162	118.5	1:36.783	90.51	0.757	14:38:24.895
10 -	30.690	101.8	17.728	127.3	25.916	89.3	23.345	120.4	1:37.679	89.67	1.653	14:40:02.574
11 -	30.228	102.1	17.716	127.5	25.697	88.6	23.384	120.6	1:37.025	90.28	0.999	14:41:39.599
12 -	30.298	102.7	17.959	124.7	25.816	89.7	23.105	119.4	1:37.178	90.14	1.152	14:43:16.777
13 -	30.207	<b>103.8</b>	17.739	127.8	25.524	<b>93.2</b>	<b>22.938</b>	118.3	1:36.408	<b>(2)</b>	0.382	14:44:53.185

P2 29		Lucas BROWN				Honda - SENCAT Talent Team / Mortimer Racing						
IDEAL LAP TIME : 1:36.037		BEST LAP TIME : 1:36.302				DIFFERENCE : 0.265						
LAP	SECTOR 1	SECTOR 2	SECTOR 3	SECTOR 4	LAP TIME	MPH	DIFF	TIME OF DAY				
1 -		100.1	17.818	<b>125.2</b>	25.709	91.6	23.517	<b>120.2</b>	1:42.912	85.11	6.610	14:25:29.372
2 -	30.358	97.3	17.924	123.8	26.039	87.9	23.359	119.1	1:37.680	89.67	1.378	14:27:07.052
3 -	30.193	98.8	17.893	123.5	26.230	87.1	23.160	118.1	1:37.476	89.86	1.174	14:28:44.528
4 -	30.606	<b>100.4</b>	<b>17.735</b>	124.7	25.561	89.2	23.468	119.4	1:37.370	89.96	1.068	14:30:21.898
5 -	30.131	98.6	17.926	122.6	25.335	92.5	23.264	116.7	1:36.656	90.62	0.354	14:31:58.554
6 -	30.045	98.3	17.831	122.4	<b>25.182</b>	91.5	23.244	116.3	<b>1:36.302 (1)</b>	<b>90.96</b>		<b>14:33:34.856</b>
7 -	<b>30.022</b>	98.8	17.837	122.9	25.363	<b>93.5</b>	23.359	115.5	1:36.581	90.69	0.279	14:35:11.437
8 -	30.029	99.1	17.802	122.9	25.315	93.3	23.276	116.1	1:36.422	<b>(2)</b>	0.120	14:36:47.859
9 -	30.128	98.1	17.910	123.3	25.506	92.5	23.498	117.9	1:37.042	90.26	0.740	14:38:24.901
10 -	30.626	99.2	17.906	<b>125.2</b>	25.559	86.8	23.309	118.5	1:37.400	89.93	1.098	14:40:02.301
11 -	30.081	98.2	17.899	122.9	25.856	84.8	23.320	118.7	1:37.156	90.16	0.854	14:41:39.457
12 -	30.410	100.3	18.035	122.0	25.681	89.5	23.177	118.3	1:37.303	90.02	1.001	14:43:16.760
13 -	30.101	99.4	17.799	122.4	25.454	92.9	<b>23.098</b>	116.1	1:36.452	<b>(3)</b>	0.150	14:44:53.212

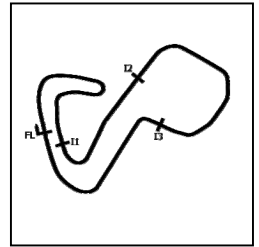
P3 75		Filip SUROWIAK				Honda - Team City Lifting / RS Racing						
IDEAL LAP TIME : 1:35.827		BEST LAP TIME : 1:36.149				DIFFERENCE : 0.322						
LAP	SECTOR 1	SECTOR 2	SECTOR 3	SECTOR 4	LAP TIME	MPH	DIFF	TIME OF DAY				
1 -		102.4	18.162	125.2	25.704	88.8	23.451	119.8	1:43.915	84.29	7.766	14:25:30.375
2 -	30.507	100.3	17.879	127.0	25.656	87.8	23.394	118.9	1:37.436	89.90	1.287	14:27:07.811
3 -	30.551	100.7	17.743	126.3	25.554	88.1	23.191	120.4	1:37.039	90.27	0.890	14:28:44.850
4 -	30.799	102.2	17.711	128.3	25.567	87.7	23.186	120.9	1:37.263	90.06	1.114	14:30:22.113
5 -	30.448	102.4	17.733	128.3	25.612	88.6	23.111	<b>122.2</b>	1:36.904	90.39	0.755	14:31:59.017
6 -	30.393	100.9	17.686	125.9	<b>25.201</b>	92.3	23.229	120.0	1:36.509	<b>(3)</b>	0.360	14:33:35.526
7 -	<b>30.117</b>	102.2	17.716	127.8	25.248	90.3	23.068	121.3	<b>1:36.149 (1)</b>	<b>91.10</b>		<b>14:35:11.675</b>
8 -	30.284	102.1	<b>17.552</b>	<b>129.3</b>	25.359	89.3	23.218	118.5	1:36.413	<b>(2)</b>	0.264	14:36:48.088
9 -	30.244	102.6	17.677	129.0	25.526	89.7	23.303	117.9	1:36.750	90.54	0.601	14:38:24.838
10 -	30.529	99.8	17.900	123.8	25.610	89.0	23.347	117.9	1:37.386	89.94	1.237	14:40:02.224
11 -	30.320	101.5	17.744	127.0	25.731	90.0	23.363	117.9	1:37.158	90.16	1.009	14:41:39.382
12 -	30.397	100.7	18.081	127.5	25.581	90.4	23.271	118.1	1:37.330	90.00	1.181	14:43:16.712
13 -	30.213	<b>102.9</b>	17.874	126.1	25.588	<b>93.7</b>	<b>22.957</b>	120.0	1:36.632	90.65	0.483	14:44:53.344

# MCRCB BULLETIN TK370

## 2024 Bennetts British Superbike Championship - Round 6

### 2024 R&G British Talent Cup

### RACE 2 - SECTOR ANALYSIS



SECTOR 1 = FL to I1, SECTOR 2 = I1 to I2 SECTOR 3 = I2 to I3, SECTOR 4 = I3 to FL, DIFF = Difference To Personal Best Lap, P = Crossed Finish Line in Pit Lane, D = Time Disallowed

P4		24		Ryan FROST				Honda - Fibre Tec Honda				
IDEAL LAP TIME : 1:35.915		BEST LAP TIME : 1:36.308				DIFFERENCE : 0.393						
LAP	SECTOR 1	SECTOR 2	SECTOR 3	SECTOR 4	LAP TIME	MPH	DIFF	TIME OF DAY				
1 -		99.4	17.854	124.7	25.743	92.9	23.519	119.4	1:42.864	85.15	6.556	14:25:29.324
2 -	30.522	101.0	17.716	125.4	25.899	92.3	23.493	118.7	1:37.630	89.72	1.322	14:27:06.954
3 -	30.393	102.2	17.737	125.6	25.781	92.6	23.629	118.3	1:37.540	89.80	1.232	14:28:44.494
4 -	30.532	99.8	17.782	125.4	25.535	<b>93.5</b>	23.467	118.5	1:37.316	90.01	1.008	14:30:21.810
5 -	30.430	101.2	17.781	122.0	25.617	93.4	23.181	120.6	1:37.009	90.29	0.701	14:31:58.819
6 -	<b>30.186</b>	102.2	17.644	124.9	25.376	92.8	23.102	120.6	<b>1:36.308 (1)</b>	<b>90.95</b>		<b>14:33:35.127</b>
7 -	30.353	101.6	17.598	<b>128.0</b>	<b>25.363</b>	91.0	23.075	121.1	1:36.389 <b>(2)</b>	90.88	0.081	14:35:11.516
8 -	30.531	102.7	17.518	127.5	25.518	91.0	23.085	122.4	1:36.652	90.63	0.344	14:36:48.168
9 -	30.255	101.2	17.671	126.8	25.688	86.7	23.238	121.7	1:36.852	90.44	0.544	14:38:25.020
10 -	30.616	98.9	17.710	127.3	25.997	90.8	23.085	121.7	1:37.408	89.92	1.100	14:40:02.428
11 -	30.227	102.6	17.725	124.9	25.847	83.2	23.457	<b>122.9</b>	1:37.256	90.06	0.948	14:41:39.684
12 -	30.325	<b>103.4</b>	17.881	123.5	25.994	93.3	23.050	121.7	1:37.250	90.07	0.942	14:43:16.934
13 -	30.354	103.0	<b>17.516</b>	127.3	25.725	91.5	<b>22.850</b>	122.6	1:36.445 <b>(3)</b>	90.82	0.137	14:44:53.379

P5		40		Julian CORREA				Honda - Microlise Cresswell Racing				
IDEAL LAP TIME : 1:36.278		BEST LAP TIME : 1:36.498				DIFFERENCE : 0.220						
LAP	SECTOR 1	SECTOR 2	SECTOR 3	SECTOR 4	LAP TIME	MPH	DIFF	TIME OF DAY				
1 -		100.6	17.795	<b>129.5</b>	26.020	88.5	23.452	121.1	1:43.397	84.72	6.899	14:25:29.857
2 -	30.588	99.7	17.692	127.3	25.792	85.3	23.358	121.1	1:37.430	89.90	0.932	14:27:07.287
3 -	30.630	100.1	17.688	127.0	25.851	84.2	23.351	121.1	1:37.520	89.82	1.022	14:28:44.807
4 -	30.636	100.6	17.713	128.0	25.608	89.8	23.219	119.6	1:37.176	90.14	0.678	14:30:21.983
5 -	30.699	101.3	17.719	128.0	25.627	87.6	23.087	<b>122.9</b>	1:37.132	90.18	0.634	14:31:59.115
6 -	30.390	101.0	17.749	125.6	25.520	90.0	23.188	120.4	1:36.847	90.45	0.349	14:33:35.962
7 -	30.294	100.9	17.736	126.1	<b>25.435</b>	<b>92.3</b>	23.175	119.8	1:36.640 <b>(3)</b>	90.64	0.142	14:35:12.602
8 -	30.468	101.0	17.760	125.9	25.511	91.9	23.183	119.6	1:36.922	90.38	0.424	14:36:49.524
9 -	30.473	100.0	17.760	125.9	25.466	91.0	23.335	118.7	1:37.034	90.27	0.536	14:38:26.558
10 -	30.368	100.4	<b>17.575</b>	126.6	25.501	92.1	23.258	120.4	1:36.702	90.58	0.204	14:40:03.260
11 -	<b>30.248</b>	100.3	17.669	126.6	25.456	89.2	23.177	122.4	1:36.550 <b>(2)</b>	90.72	0.052	14:41:39.810
12 -	30.450	101.3	17.684	127.8	26.107	89.4	23.103	120.6	1:37.344	89.98	0.846	14:43:17.154
13 -	30.321	<b>102.1</b>	17.605	126.6	25.552	88.5	<b>23.020</b>	120.6	<b>1:36.498 (1)</b>	<b>90.77</b>		<b>14:44:53.652</b>

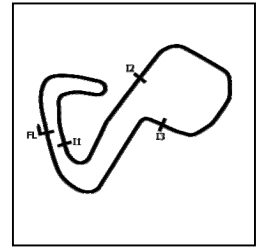
P6		7		Harley McCABE				Honda - McCabe Racing by Motorbike Buyers				
IDEAL LAP TIME : 1:36.172		BEST LAP TIME : 1:36.331				DIFFERENCE : 0.159						
LAP	SECTOR 1	SECTOR 2	SECTOR 3	SECTOR 4	LAP TIME	MPH	DIFF	TIME OF DAY				
1 -		99.7	18.052	126.8	25.970	88.3	23.421	119.1	1:44.446	83.86	8.115	14:25:30.906
2 -	30.524	100.4	17.785	127.5	25.688	89.4	23.223	121.1	1:37.220	90.10	0.889	14:27:08.126
3 -	30.858	100.9	17.651	<b>128.8</b>	25.568	87.6	23.201	121.1	1:37.278	90.04	0.947	14:28:45.404
4 -	30.728	100.0	17.748	127.0	25.427	87.3	23.258	121.3	1:37.161	90.15	0.830	14:30:22.565
5 -	30.752	100.6	17.671	127.8	25.498	83.9	23.119	121.7	1:37.040	90.27	0.709	14:31:59.605
6 -	30.520	100.1	17.658	127.5	25.395	90.3	22.982	122.0	1:36.555 <b>(2)</b>	90.72	0.224	14:33:36.160
7 -	30.471	101.0	17.694	128.0	25.370	86.8	23.067	120.9	1:36.602 <b>(3)</b>	90.67	0.271	14:35:12.762
8 -	30.442	99.7	17.785	127.5	25.571	82.8	23.062	121.3	1:36.860	90.43	0.529	14:36:49.622
9 -	30.503	99.5	17.799	126.6	25.765	89.8	23.011	120.2	1:37.078	90.23	0.747	14:38:26.700
10 -	30.639	99.8	17.701	126.6	25.321	90.0	22.959	121.1	1:36.620	90.66	0.289	14:40:03.320
11 -	30.541	100.7	17.796	127.3	<b>25.300</b>	89.1	23.126	120.9	1:36.763	90.52	0.432	14:41:40.083
12 -	30.566	100.9	17.943	126.8	25.709	87.2	23.087	121.3	1:37.305	90.02	0.974	14:43:17.388
13 -	<b>30.375</b>	<b>102.1</b>	<b>17.567</b>	128.3	25.459	<b>90.8</b>	<b>22.930</b>	<b>122.4</b>	<b>1:36.331 (1)</b>	<b>90.93</b>		<b>14:44:53.719</b>

# MCRCB BULLETIN TK370

## 2024 Bennetts British Superbike Championship - Round 6

### 2024 R&G British Talent Cup

#### RACE 2 - SECTOR ANALYSIS



SECTOR 1 = FL to I1, SECTOR 2 = I1 to I2 SECTOR 3 = I2 to I3, SECTOR 4 = I3 to FL, DIFF = Difference To Personal Best Lap, P = Crossed Finish Line in Pit Lane, D = Time Disallowed

P7 61		Harrison MACKAY				Honda - Wilson Racing / HMR						
IDEAL LAP TIME : 1:36.177		BEST LAP TIME : 1:36.538				DIFFERENCE : 0.361						
LAP	SECTOR 1	SECTOR 2	SECTOR 3	SECTOR 4	LAP TIME	MPH	DIFF	TIME OF DAY				
1 -		100.4	18.408	127.0	25.751	85.1	23.315	121.7	1:43.988	84.23	7.450	14:25:30.448
2 -	30.581	100.9	17.762	128.5	25.514	87.1	23.525	120.6	1:37.382	89.95	0.844	14:27:07.830
3 -	30.795	101.0	17.886	125.6	25.591	86.8	23.081	121.5	1:37.353	89.98	0.815	14:28:45.183
4 -	30.867	101.3	17.757	128.3	25.458	86.3	23.107	122.6	1:37.189	90.13	0.651	14:30:22.372
5 -	30.696	102.1	17.770	127.8	25.550	85.7	23.064	122.9	1:37.080	90.23	0.542	14:31:59.452
6 -	30.542	101.2	17.753	127.8	<b>25.264</b>	89.7	23.046	122.0	1:36.605 (3)	90.67	0.067	14:33:36.057
7 -	30.372	102.1	17.743	127.3	25.387	85.7	23.036	120.2	<b>1:36.538 (1)</b>	<b>90.73</b>		<b>14:35:12.595</b>
8 -	30.440	100.4	17.862	128.5	25.568	85.1	23.060	120.4	1:36.930	90.37	0.392	14:36:49.525
9 -	30.463	98.6	17.785	126.8	25.772	<b>91.4</b>	23.072	122.2	1:37.092	90.22	0.554	14:38:26.617
10 -	30.445	101.5	17.602	127.8	25.499	89.4	23.136	119.8	1:36.682	90.60	0.144	14:40:03.299
11 -	<b>30.350</b>	101.8	17.818	127.0	25.287	87.4	23.140	<b>123.1</b>	1:36.595 (2)	90.68	0.057	14:41:39.894
12 -	30.750	99.1	17.919	126.3	25.614	86.5	<b>23.008</b>	122.4	1:37.291	90.03	0.753	14:43:17.185
13 -	30.403	<b>102.9</b>	<b>17.555</b>	<b>128.8</b>	25.668	88.6	23.073	122.6	1:36.699	90.58	0.161	14:44:53.884

P8 66		Ronnie HARRIS				Honda - Kovara Projects / RS Racing						
IDEAL LAP TIME : 1:35.932		BEST LAP TIME : 1:36.430				DIFFERENCE : 0.498						
LAP	SECTOR 1	SECTOR 2	SECTOR 3	SECTOR 4	LAP TIME	MPH	DIFF	TIME OF DAY				
1 -		101.3	18.180	126.1	26.163	88.5	23.333	121.7	1:44.457	83.86	8.027	14:25:30.917
2 -	<b>30.327</b>	101.0	17.662	129.3	25.785	86.7	23.205	120.2	1:36.979	90.32	0.549	14:27:07.896
3 -	30.898	101.9	17.695	128.5	25.467	88.1	22.959	121.5	1:37.019	90.28	0.589	14:28:44.915
4 -	30.942	102.2	17.688	128.5	25.597	86.9	23.134	120.6	1:37.361	89.97	0.931	14:30:22.276
5 -	30.666	101.6	17.672	127.8	25.636	87.4	23.009	122.0	1:36.983	90.32	0.553	14:31:59.259
6 -	30.534	101.3	17.645	128.3	25.815	84.6	23.152	121.3	1:37.146	90.17	0.716	14:33:36.405
7 -	30.390	102.4	17.631	129.5	25.523	90.1	22.945	<b>122.9</b>	1:36.489 (2)	90.78	0.059	14:35:12.894
8 -	30.449	101.0	17.744	129.0	25.704	87.1	22.988	121.1	1:36.885	90.41	0.455	14:36:49.779
9 -	30.619	101.0	17.678	128.5	25.858	86.9	<b>22.826</b>	122.2	1:36.981	90.32	0.551	14:38:26.760
10 -	30.676	101.0	17.741	127.5	<b>25.350</b>	<b>90.5</b>	23.049	120.2	1:36.816	90.47	0.386	14:40:03.576
11 -	30.388	102.4	17.725	128.3	25.427	90.1	23.080	122.0	1:36.620 (3)	90.66	0.190	14:41:40.196
12 -	30.599	100.3	17.912	127.5	25.775	87.9	23.134	121.5	1:37.420	89.91	0.990	14:43:17.616
13 -	30.370	<b>102.6</b>	<b>17.429</b>	<b>130.5</b>	25.612	89.5	23.019	122.4	<b>1:36.430 (1)</b>	<b>90.84</b>		<b>14:44:54.046</b>

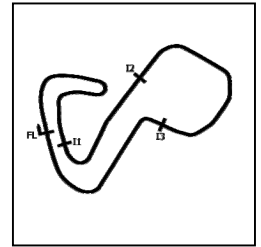
P9 19		Scott McPHEE				Honda - SMP Racing						
IDEAL LAP TIME : 1:36.928		BEST LAP TIME : 1:37.195				DIFFERENCE : 0.267						
LAP	SECTOR 1	SECTOR 2	SECTOR 3	SECTOR 4	LAP TIME	MPH	DIFF	TIME OF DAY				
1 -		102.1	17.910	<b>129.8</b>	26.413	83.5	23.435	122.2	1:45.414	83.09	8.219	14:25:31.874
2 -	30.765	101.3	17.782	129.3	26.032	84.8	23.463	<b>122.4</b>	1:38.042	89.34	0.847	14:27:09.916
3 -	30.639	102.2	17.717	129.5	25.702	<b>92.1</b>	23.499	118.5	1:37.557	89.79	0.362	14:28:47.473
4 -	30.612	101.6	<b>17.714</b>	129.5	26.026	87.3	23.450	119.6	1:37.802	89.56	0.607	14:30:25.275
5 -	30.614	102.4	17.831	127.0	25.664	91.5	23.352	119.1	1:37.461 (3)	89.88	0.266	14:32:02.736
6 -	<b>30.391</b>	101.9	17.869	125.9	25.693	90.5	23.292	119.4	1:37.245 (2)	90.08	0.050	14:33:39.981
7 -	30.485	101.6	17.887	125.9	<b>25.633</b>	90.6	<b>23.190</b>	120.6	<b>1:37.195 (1)</b>	<b>90.12</b>		<b>14:35:17.176</b>
8 -	30.645	<b>102.7</b>	18.020	126.8	25.833	87.7	23.616	120.9	1:38.114	89.28	0.919	14:36:55.290
9 -	30.635	100.7	17.946	125.6	25.851	91.4	23.418	118.5	1:37.850	89.52	0.655	14:38:33.140
10 -	30.733	100.7	17.982	124.9	26.111	86.3	23.573	121.5	1:38.399	89.02	1.204	14:40:11.539
11 -	30.915	<b>102.7</b>	17.863	128.8	26.060	86.7	23.500	118.3	1:38.338	89.07	1.143	14:41:49.877
12 -	30.737	102.4	18.230	124.7	25.811	91.0	23.622	119.1	1:38.400	89.02	1.205	14:43:28.277
13 -	30.709	101.5	18.131	125.2	26.029	88.6	23.515	118.1	1:38.384	89.03	1.189	14:45:06.661

# MCRCB BULLETIN TK370

## 2024 Bennetts British Superbike Championship - Round 6

### 2024 R&G British Talent Cup

### RACE 2 - SECTOR ANALYSIS



SECTOR 1 = FL to I1, SECTOR 2 = I1 to I2 SECTOR 3 = I2 to I3, SECTOR 4 = I3 to FL, DIFF = Difference To Personal Best Lap, P = Crossed Finish Line in Pit Lane, D = Time Disallowed

P10 91		Joshua RAYMOND Jnr					Honda - Fibre Tec Honda					
IDEAL LAP TIME : 1:37.334		BEST LAP TIME : 1:37.334					DIFFERENCE : 0.000					
LAP	SECTOR 1	SECTOR 2		SECTOR 3		SECTOR 4		LAP TIME	MPH	DIFF	TIME OF DAY	
1 -		100.6	17.695	126.3	26.577	86.9	23.656	<b>121.3</b>	1:45.861	82.74	8.527	14:25:32.321
2 -	31.312	100.7	17.789	125.2	26.398	90.5	23.653	119.6	1:39.152	88.34	1.818	14:27:11.473
3 -	30.991	100.9	17.720	125.2	26.180	92.1	23.692	119.6	1:38.583	88.85	1.249	14:28:50.056
4 -	30.764	101.2	17.753	126.6	26.161	90.9	23.571	119.1	1:38.249	89.15	0.915	14:30:28.305
5 -	30.726	101.0	17.742	126.6	25.920	92.8	23.438	119.4	1:37.826	89.54	0.492	14:32:06.131
6 -	30.668	100.6	17.719	126.6	26.035	92.5	23.677	118.7	1:38.099	89.29	0.765	14:33:44.230
7 -	30.804	100.6	17.768	126.6	26.099	92.1	23.574	119.4	1:38.245	89.16	0.911	14:35:22.475
8 -	30.820	100.7	17.736	126.6	26.052	93.3	23.537	118.9	1:38.145	89.25	0.811	14:37:00.620
9 -	30.607	100.9	17.684	126.3	25.973	93.4	23.368	120.2	1:37.632 (2)	89.72	0.298	14:38:38.252
<b>10 -</b>	<b>30.519</b>	101.3	<b>17.591</b>	<b>126.8</b>	<b>25.873</b>	92.6	<b>23.351</b>	120.6	<b>1:37.334 (1)</b>	<b>89.99</b>		<b>14:40:15.586</b>
11 -	30.534	<b>101.6</b>	17.814	125.6	25.903	92.1	23.458	119.4	1:37.709	89.65	0.375	14:41:53.295
12 -	30.626	101.0	17.687	126.1	25.954	93.2	23.421	119.4	1:37.688 (3)	89.67	0.354	14:43:30.983
13 -	30.700	101.5	17.711	125.9	25.934	<b>95.0</b>	23.558	118.9	1:37.903	89.47	0.569	14:45:08.886

P11 82		Kyle PAYNE					Honda - Ilusion Racing					
IDEAL LAP TIME : 1:37.394		BEST LAP TIME : 1:37.494					DIFFERENCE : 0.100					
LAP	SECTOR 1	SECTOR 2		SECTOR 3		SECTOR 4		LAP TIME	MPH	DIFF	TIME OF DAY	
1 -		98.9	17.991	127.5	26.298	87.8	23.536	119.8	1:45.013	83.41	7.519	14:25:31.473
2 -	30.757	100.1	17.910	127.8	26.165	86.8	23.503	<b>121.1</b>	1:38.335	89.08	0.841	14:27:09.808
3 -	30.537	100.3	17.904	<b>128.5</b>	26.000	90.1	23.587	118.9	1:38.028	89.36	0.534	14:28:47.836
4 -	30.597	100.6	17.875	127.0	25.869	89.9	23.437	120.0	1:37.778	89.58	0.284	14:30:25.614
5 -	30.556	<b>101.2</b>	<b>17.824</b>	127.3	25.857	87.3	<b>23.431</b>	119.8	1:37.668 (2)	89.68	0.174	14:32:03.282
<b>6 -</b>	<b>30.482</b>	101.0	17.912	125.2	<b>25.657</b>	92.1	23.443	119.1	<b>1:37.494 (1)</b>	<b>89.85</b>		<b>14:33:40.776</b>
7 -	30.598	100.0	17.935	125.9	26.227	88.7	23.713	117.9	1:38.473	88.95	0.979	14:35:19.249
8 -	31.022	100.0	18.040	124.7	25.945	<b>93.4</b>	23.710	117.7	1:38.717	88.73	1.223	14:36:57.966
9 -	30.880	99.4	18.080	124.9	25.961	91.1	23.810	117.9	1:38.731	88.72	1.237	14:38:36.697
10 -	30.752	99.4	18.013	124.5	25.984	92.0	23.844	117.7	1:38.593	88.84	1.099	14:40:15.290
11 -	30.601	99.4	18.106	123.5	25.922	87.4	23.538	119.4	1:38.167	89.23	0.673	14:41:53.457
12 -	30.628	<b>101.2</b>	17.889	125.9	25.811	92.0	23.435	119.1	1:37.763 (3)	89.60	0.269	14:43:31.220
13 -	30.796	100.3	17.868	125.6	25.806	91.4	23.552	117.9	1:38.022	89.36	0.528	14:45:09.242

P12 88		Mason FOSTER					Honda - BRP Racing					
IDEAL LAP TIME : 1:37.977		BEST LAP TIME : 1:38.311					DIFFERENCE : 0.334					
LAP	SECTOR 1	SECTOR 2		SECTOR 3		SECTOR 4		LAP TIME	MPH	DIFF	TIME OF DAY	
1 -		99.4	18.196	<b>125.4</b>	26.401	87.8	23.488	<b>121.5</b>	1:46.384	82.34	8.073	14:25:32.844
2 -	30.928	99.2	18.931	124.5	26.390	87.2	23.627	119.4	1:39.876	87.70	1.565	14:27:12.720
3 -	30.899	99.1	17.993	124.7	26.115	90.4	23.676	118.1	1:38.683	88.76	0.372	14:28:51.403
4 -	30.746	99.5	18.016	125.2	<b>25.947</b>	<b>91.0</b>	23.688	117.1	1:38.397 (2)	89.02	0.086	14:30:29.800
5 -	31.174	99.4	18.027	124.7	25.984	89.1	23.722	117.3	1:38.907	88.56	0.596	14:32:08.707
6 -	30.734	99.2	18.291	124.0	26.129	89.3	23.735	117.1	1:38.889	88.58	0.578	14:33:47.596
7 -	30.771	99.4	18.190	123.3	26.165	86.3	23.713	115.1	1:38.839	88.62	0.528	14:35:26.435
8 -	30.957	99.4	18.024	124.2	26.318	88.5	23.891	116.5	1:39.190	88.31	0.879	14:37:05.625
9 -	30.840	99.1	18.212	123.8	26.257	88.3	23.844	116.5	1:39.153	88.34	0.842	14:38:44.778
10 -	30.710	98.9	18.158	122.9	26.247	88.5	23.862	116.9	1:38.977	88.50	0.666	14:40:23.755
11 -	30.739	98.6	18.063	124.2	26.030	88.6	23.739	116.1	1:38.571 (3)	88.86	0.260	14:42:02.326
12 -	30.737	<b>100.0</b>	18.058	124.2	26.270	89.9	23.587	117.9	1:38.652	88.79	0.341	14:43:40.978
<b>13 -</b>	<b>30.686</b>	99.8	<b>17.918</b>	125.2	26.281	88.5	<b>23.426</b>	116.9	<b>1:38.311 (1)</b>	<b>89.10</b>		<b>14:45:19.289</b>

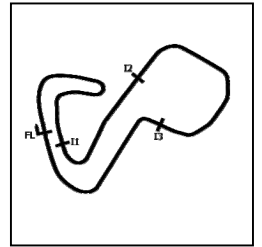


# MCRCB BULLETIN TK370

## 2024 Bennetts British Superbike Championship - Round 6

### 2024 R&G British Talent Cup

#### RACE 2 - SECTOR ANALYSIS



SECTOR 1 = FL to I1, SECTOR 2 = I1 to I2 SECTOR 3 = I2 to I3, SECTOR 4 = I3 to FL, DIFF = Difference To Personal Best Lap, P = Crossed Finish Line in Pit Lane, D = Time Disallowed

P13 33		Eli BANISH				Honda - Fibre Tec Honda						
IDEAL LAP TIME : 1:37.920		BEST LAP TIME : 1:38.236				DIFFERENCE : 0.316						
LAP	SECTOR 1	SECTOR 2		SECTOR 3		SECTOR 4		LAP TIME	MPH	DIFF	TIME OF DAY	
1 -		98.9	18.304	<b>127.3</b>	26.631	83.0	24.194	119.4	1:48.053	81.06	9.817	14:25:34.513
2 -	31.435	99.7	18.160	125.2	26.396	83.3	23.895	117.1	1:39.886	87.69	1.650	14:27:14.399
3 -	30.804	99.4	17.911	125.4	26.186	84.8	23.758	<b>119.8</b>	1:38.659	88.78	0.423	14:28:53.058
4 -	31.193	97.5	18.192	122.9	26.406	81.7	23.938	116.5	1:39.729	87.83	1.493	14:30:32.787
5 -	30.733	99.4	18.082	122.6	26.011	88.1	23.673	117.5	1:38.499	88.93	0.263	14:32:11.286
6 -	30.797	99.1	17.973	124.2	25.925	89.5	<b>23.541</b>	117.5	<b>1:38.236 (1)</b>	<b>89.17</b>		<b>14:33:49.522</b>
7 -	30.755	99.1	18.069	125.4	26.386	84.2	23.622	116.9	1:38.832	88.63	0.596	14:35:28.354
8 -	31.050	<b>100.4</b>	17.972	122.9	25.898	87.7	23.706	116.3	1:38.626	88.81	0.390	14:37:06.980
9 -	30.744	98.9	17.983	124.0	<b>25.869</b>	88.7	23.668	117.3	1:38.264 <b>(3)</b>	89.14	0.028	14:38:45.244
10 -	<b>30.634</b>	98.9	17.893	124.5	26.247	84.9	23.827	117.7	1:38.601	88.84	0.365	14:40:23.845
11 -	30.812	98.9	18.012	124.7	26.074	85.3	23.703	116.1	1:38.601	88.84	0.365	14:42:02.446
12 -	30.825	99.1	<b>17.876</b>	125.4	25.985	88.0	23.573	115.9	1:38.259 <b>(2)</b>	89.15	0.023	14:43:40.705
13 -	30.853	99.2	17.995	123.3	26.207	<b>90.6</b>	23.580	115.5	1:38.635	88.81	0.399	14:45:19.340

P14 16		Jack BURROWS				Honda - Burrows Engineering / RK Racing						
IDEAL LAP TIME : 1:37.964		BEST LAP TIME : 1:38.219				DIFFERENCE : 0.255						
LAP	SECTOR 1	SECTOR 2		SECTOR 3		SECTOR 4		LAP TIME	MPH	DIFF	TIME OF DAY	
1 -		99.5	18.056	125.2	26.410	87.6	23.699	119.1	1:46.313	82.39	8.094	14:25:32.773
2 -	31.508	95.7	18.287	125.4	26.211	89.8	23.953	115.3	1:39.959	87.63	1.740	14:27:12.732
3 -	31.195	100.1	18.027	125.2	26.143	89.7	23.709	118.3	1:39.074	88.41	0.855	14:28:51.806
4 -	30.963	99.1	18.122	124.9	25.970	90.5	23.763	117.1	1:38.818	88.64	0.599	14:30:30.624
5 -	31.099	100.0	17.977	124.7	26.058	90.1	23.791	117.5	1:38.925	88.55	0.706	14:32:09.549
6 -	31.102	98.5	18.117	124.2	26.030	89.3	23.771	116.9	1:39.020	88.46	0.801	14:33:48.569
7 -	30.961	99.8	19.462	124.9	26.202	89.1	23.756	117.7	1:40.381	87.26	2.162	14:35:28.950
8 -	30.763	101.0	<b>17.975</b>	<b>126.1</b>	26.032	88.7	<b>23.449</b>	<b>121.7</b>	<b>1:38.219 (1)</b>	<b>89.18</b>		<b>14:37:07.169</b>
9 -	30.985	100.6	18.159	123.1	26.260	<b>90.9</b>	24.068	118.1	1:39.472	88.06	1.253	14:38:46.641
10 -	<b>30.626</b>	<b>102.1</b>	18.048	123.1	26.429	90.4	23.753	115.7	1:38.856	88.61	0.637	14:40:25.497
11 -	30.863	99.8	18.136	123.5	25.919	89.8	23.707	116.9	1:38.625	88.81	0.406	14:42:04.122
12 -	30.662	100.3	18.053	124.0	<b>25.914</b>	89.7	23.630	117.5	1:38.259 <b>(2)</b>	89.15	0.040	14:43:42.381
13 -	30.683	100.6	18.070	123.5	25.958	89.8	23.725	117.3	1:38.436 <b>(3)</b>	88.99	0.217	14:45:20.817

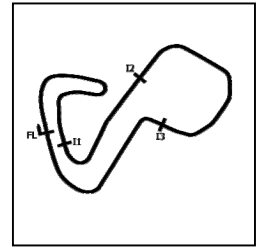
P15 2		Josh BANNISTER				Honda - Fibre Tec Honda						
IDEAL LAP TIME : 1:38.177		BEST LAP TIME : 1:38.286				DIFFERENCE : 0.109						
LAP	SECTOR 1	SECTOR 2		SECTOR 3		SECTOR 4		LAP TIME	MPH	DIFF	TIME OF DAY	
1 -		97.2	18.262	126.1	26.436	85.8	23.597	118.7	1:46.718	82.08	8.432	14:25:33.178
2 -	31.117	96.4	18.330	126.3	26.374	87.1	23.742	114.9	1:39.563	87.98	1.277	14:27:12.741
3 -	31.249	98.3	<b>18.029</b>	<b>127.3</b>	26.318	88.1	23.557	118.7	1:39.153	88.34	0.867	14:28:51.894
4 -	30.999	98.5	18.051	124.9	26.265	89.1	23.645	117.7	1:38.960	88.51	0.674	14:30:30.854
5 -	30.960	99.8	18.102	124.2	26.216	88.3	23.549	118.7	1:38.827	88.63	0.541	14:32:09.681
6 -	31.033	97.6	18.170	125.6	26.223	89.3	23.565	<b>119.1</b>	1:38.991	88.49	0.705	14:33:48.672
7 -	30.923	99.2	18.598	122.6	26.401	<b>89.8</b>	23.714	116.5	1:39.636	87.91	1.350	14:35:28.308
8 -	31.110	97.8	18.086	125.2	26.005	89.5	23.612	118.3	1:38.813	88.65	0.527	14:37:07.121
9 -	31.110	98.6	18.066	124.9	26.224	87.2	23.693	116.9	1:39.093	88.40	0.807	14:38:46.214
10 -	30.979	98.3	18.132	125.4	26.519	89.1	23.667	117.5	1:39.297	88.21	1.011	14:40:25.511
11 -	31.036	100.1	18.138	124.9	26.131	89.1	<b>23.467</b>	118.3	1:38.772 <b>(3)</b>	88.68	0.486	14:42:04.283
12 -	<b>30.683</b>	99.4	18.092	125.4	<b>25.998</b>	89.5	23.513	118.5	<b>1:38.286 (1)</b>	<b>89.12</b>		<b>14:43:42.569</b>
13 -	30.756	<b>100.3</b>	18.129	124.5	26.075	88.7	23.629	117.1	1:38.589 <b>(2)</b>	88.85	0.303	14:45:21.158

# MCRCB BULLETIN TK370

## 2024 Bennetts British Superbike Championship - Round 6

### 2024 R&G British Talent Cup

### RACE 2 - SECTOR ANALYSIS



SECTOR 1 = FL to I1, SECTOR 2 = I1 to I2 SECTOR 3 = I2 to I3, SECTOR 4 = I3 to FL, DIFF = Difference To Personal Best Lap, P = Crossed Finish Line in Pit Lane, D = Time Disallowed

P16 11		Iwan JONES				Honda - Jones Brothers Racing						
IDEAL LAP TIME : 1:37.996		BEST LAP TIME : 1:38.155				DIFFERENCE : 0.159						
LAP	SECTOR 1	SECTOR 2	SECTOR 3	SECTOR 4	LAP TIME	MPH	DIFF	TIME OF DAY				
1 -		99.7	18.286	<b>127.5</b>	26.593	85.4	24.290	<b>120.0</b>	1:47.957	81.14	9.802	14:25:34.417
2 -	31.452	99.4	18.204	124.9	26.334	87.8	23.896	118.1	1:39.886	87.69	1.731	14:27:14.303
3 -	31.189	99.1	17.968	125.6	26.244	86.9	23.981	117.5	1:39.382	88.14	1.227	14:28:53.685
4 -	30.931	99.2	17.995	126.3	26.445	85.4	23.935	117.7	1:39.306	88.21	1.151	14:30:32.991
5 -	30.855	100.0	17.948	124.7	26.223	86.8	23.759	117.7	1:38.785	88.67	0.630	14:32:11.776
6 -	30.804	99.4	18.109	124.0	26.137	87.0	23.907	117.1	1:38.957	88.52	0.802	14:33:50.733
7 -	31.010	98.9	18.103	124.0	26.457	86.0	23.833	116.5	1:39.403	88.12	1.248	14:35:30.136
8 -	30.744	99.1	<b>17.896</b>	123.8	26.071	88.6	23.765	116.9	1:38.476	88.95	0.321	14:37:08.612
9 -	30.845	99.1	17.998	124.0	26.183	87.9	23.675	117.5	1:38.701	88.75	0.546	14:38:47.313
10 -	30.773	98.8	17.945	124.2	26.194	87.7	23.523	118.3	1:38.435 (2)	88.99	0.280	14:40:25.748
11 -	30.920	99.5	18.163	125.9	26.216	87.9	23.570	117.7	1:38.869	88.60	0.714	14:42:04.617
12 -	<b>30.631</b>	<b>100.3</b>	17.924	126.3	26.158	88.5	<b>23.442</b>	119.1	<b>1:38.155 (1)</b>	<b>89.24</b>		<b>14:43:42.772</b>
13 -	30.678	98.9	18.125	126.3	<b>26.027</b>	<b>89.0</b>	23.635	118.5	1:38.465 (3)	88.96	0.310	14:45:21.237

P17 64		Clayton EDMUNDS				Honda - Team City Lifting / RS Racing						
IDEAL LAP TIME : 1:37.257		BEST LAP TIME : 1:37.855				DIFFERENCE : 0.598						
LAP	SECTOR 1	SECTOR 2	SECTOR 3	SECTOR 4	LAP TIME	MPH	DIFF	TIME OF DAY				
1 -		94.9	18.333	122.6	26.148	91.4	23.662	116.5	2:05.046	70.05	27.191	14:25:51.506
2 -	31.162	97.6	18.067	122.4	25.961	91.5	23.623	116.3	1:38.813	88.65	0.958	14:27:30.319
3 -	30.829	98.3	18.094	122.6	25.975	90.4	23.557	116.5	1:38.455	88.97	0.600	14:29:08.774
4 -	30.936	98.1	18.176	122.2	25.712	91.5	23.534	116.5	1:38.358	89.06	0.503	14:30:47.132
5 -	30.988	<b>100.1</b>	18.210	122.6	26.197	91.6	23.542	116.7	1:38.937	88.53	1.082	14:32:26.069
6 -	30.671	98.5	18.218	123.3	25.617	92.6	23.557	116.9	1:38.063	89.32	0.208	14:34:04.132
7 -	30.545	98.8	<b>17.967</b>	123.1	25.874	86.4	23.957	<b>117.9</b>	1:38.343	89.07	0.488	14:35:42.475
8 -	30.574	98.8	17.977	122.9	25.860	92.1	23.489	117.3	1:37.900 (2)	89.47	0.045	14:37:20.375
9 -	30.501	96.1	18.011	<b>123.5</b>	25.769	<b>93.5</b>	24.006	116.7	1:38.287	89.12	0.432	14:38:58.662
10 -	<b>30.343</b>	99.4	18.157	122.6	25.841	90.9	23.514	<b>117.9</b>	<b>1:37.855 (1)</b>	<b>89.51</b>		<b>14:40:36.517</b>
11 -	30.344	99.4	18.269	<b>123.5</b>	25.861	92.1	23.446	117.1	1:37.920 (3)	89.45	0.065	14:42:14.437
12 -	31.102	97.3	18.071	123.3	<b>25.543</b>	91.5	<b>23.404</b>	<b>117.9</b>	1:38.120	89.27	0.265	14:43:52.557
13 -	30.439	<b>100.1</b>	18.170	122.4	25.930	90.9	23.714	111.1	1:38.253	89.15	0.398	14:45:30.810

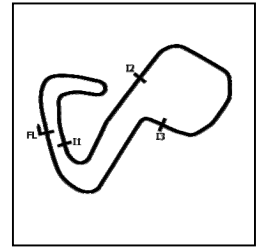
P18 42		Ben JOLLIFFE				Honda - Wilson Racing						
IDEAL LAP TIME : 1:38.928		BEST LAP TIME : 1:39.261				DIFFERENCE : 0.333						
LAP	SECTOR 1	SECTOR 2	SECTOR 3	SECTOR 4	LAP TIME	MPH	DIFF	TIME OF DAY				
1 -		96.9	<b>18.047</b>	<b>127.8</b>	26.818	86.1	23.863	<b>121.3</b>	1:48.123	81.01	8.862	14:25:34.583
2 -	31.706	97.9	18.203	126.8	26.737	86.3	23.810	120.4	1:40.456	87.20	1.195	14:27:15.039
3 -	31.564	98.6	18.159	125.2	26.424	88.4	23.999	117.7	1:40.146	87.47	0.885	14:28:55.185
4 -	31.348	98.8	18.557	123.5	26.418	87.7	<b>23.797</b>	117.5	1:40.120	87.49	0.859	14:30:35.305
5 -	<b>30.907</b>	<b>99.4</b>	18.196	121.5	26.356	88.0	23.875	116.9	1:39.334 (2)	88.18	0.073	14:32:14.639
6 -	31.030	97.8	18.242	122.6	26.387	<b>92.0</b>	23.907	117.3	1:39.566	87.98	0.305	14:33:54.205
7 -	31.119	97.5	18.198	122.4	26.334	87.0	23.871	117.1	1:39.522	88.01	0.261	14:35:33.727
8 -	31.233	96.5	18.290	122.4	26.402	87.3	23.816	117.1	1:39.741	87.82	0.480	14:37:13.468
9 -	30.996	98.9	18.221	123.3	<b>26.177</b>	89.4	23.867	116.9	<b>1:39.261 (1)</b>	<b>88.25</b>		<b>14:38:52.729</b>
10 -	31.063	99.1	18.168	123.1	26.255	90.0	23.884	117.1	1:39.370 (3)	88.15	0.109	14:40:32.099
11 -	31.211	98.3	18.150	123.1	26.397	86.1	23.877	116.5	1:39.635	87.91	0.374	14:42:11.734
12 -	31.199	98.2	18.401	122.4	26.378	85.1	23.919	116.5	1:39.897	87.68	0.636	14:43:51.631
13 -	31.241	98.5	18.503	124.2	26.210	89.5	23.893	113.9	1:39.847	87.73	0.586	14:45:31.478

# MCRCB BULLETIN TK370

## 2024 Bennetts British Superbike Championship - Round 6

### 2024 R&G British Talent Cup

### RACE 2 - SECTOR ANALYSIS



SECTOR 1 = FL to I1, SECTOR 2 = I1 to I2 SECTOR 3 = I2 to I3, SECTOR 4 = I3 to FL, DIFF = Difference To Personal Best Lap, P = Crossed Finish Line in Pit Lane, D = Time Disallowed

P19 71		Daniel GOODMAN				Honda - Fibre Tec Honda						
IDEAL LAP TIME : 1:39.080		BEST LAP TIME : 1:39.317				DIFFERENCE : 0.237						
LAP	SECTOR 1	SECTOR 2		SECTOR 3		SECTOR 4		LAP TIME	MPH	DIFF	TIME OF DAY	
1 -		96.9	18.337	<b>127.0</b>	26.832	84.5	24.036	117.5	1:48.618	80.64	9.301	14:25:35.078
2 -	31.509	95.4	18.204	126.6	26.720	85.1	23.902	<b>118.9</b>	1:40.335	87.30	1.018	14:27:15.413
3 -	31.337	97.2	<b>18.099</b>	126.1	26.787	85.1	23.925	<b>118.9</b>	1:40.148	87.46	0.831	14:28:55.561
4 -	31.485	95.5	18.230	125.4	26.819	85.3	23.822	118.7	1:40.356	87.28	1.039	14:30:35.917
5 -	31.031	98.3	18.369	124.0	26.511	86.1	23.888	117.7	1:39.799	87.77	0.482	14:32:15.716
6 -	31.166	97.9	18.301	122.2	26.448	<b>87.2</b>	23.926	117.3	1:39.841	87.73	0.524	14:33:55.557
7 -	31.113	97.9	18.170	123.5	26.729	87.1	23.864	117.3	1:39.876	87.70	0.559	14:35:35.433
8 -	31.114	98.3	18.165	123.8	26.243	86.9	<b>23.795</b>	116.5	<b>1:39.317 (1)</b>	<b>88.20</b>		<b>14:37:14.750</b>
9 -	<b>30.994</b>	98.8	18.230	123.1	26.501	86.5	24.009	117.5	1:39.734 (3)	87.83	0.417	14:38:54.484
10 -	31.149	98.1	18.388	123.3	26.671	85.4	24.036	116.3	1:40.244	87.38	0.927	14:40:34.728
11 -	31.552	96.9	18.491	122.0	26.477	86.4	23.896	117.9	1:40.416	87.23	1.099	14:42:15.144
12 -	31.126	<b>98.9</b>	18.283	123.5	<b>26.192</b>	86.0	23.843	117.3	1:39.444 (2)	88.08	0.127	14:43:54.588
13 -	31.309	98.3	18.296	123.3	26.340	86.2	23.992	115.3	1:39.937	87.65	0.620	14:45:34.525

P20 99		Peter WILLIS				Honda - Microlise Cresswell Racing						
IDEAL LAP TIME : 1:39.724		BEST LAP TIME : 1:39.976				DIFFERENCE : 0.252						
LAP	SECTOR 1	SECTOR 2		SECTOR 3		SECTOR 4		LAP TIME	MPH	DIFF	TIME OF DAY	
1 -		98.9	18.269	124.9	27.068	87.0	24.101	<b>118.5</b>	1:52.022	78.19	12.046	14:25:38.482
2 -	31.595	97.2	18.053	<b>125.9</b>	27.044	88.0	24.105	117.9	1:40.797	86.90	0.821	14:27:19.279
3 -	31.486	<b>99.5</b>	18.275	124.9	26.911	87.7	24.148	117.3	1:40.820	86.88	0.844	14:29:00.099
4 -	31.804	98.1	18.382	123.1	26.814	87.3	24.079	116.5	1:41.079	86.66	1.103	14:30:41.178
5 -	31.487	<b>99.5</b>	18.178	124.0	26.621	87.1	24.021	117.7	1:40.307	87.33	0.331	14:32:21.485
6 -	31.377	98.9	18.190	123.5	26.688	87.8	24.019	116.5	1:40.274	87.35	0.298	14:34:01.759
7 -	<b>31.368</b>	98.9	18.236	123.3	27.063	87.6	23.978	116.9	1:40.645	87.03	0.669	14:35:42.404
8 -	31.463	99.4	<b>18.049</b>	124.0	26.653	87.7	24.020	117.7	1:40.185 (2)	87.43	0.209	14:37:22.589
9 -	31.413	<b>99.5</b>	18.165	123.5	26.661	88.3	24.185	117.1	1:40.424	87.22	0.448	14:39:03.013
10 -	31.418	98.1	18.197	123.8	26.782	87.9	24.071	116.1	1:40.468	87.19	0.492	14:40:43.481
11 -	31.561	98.5	18.180	123.5	26.604	<b>89.5</b>	23.920	116.1	1:40.265 (3)	87.36	0.289	14:42:23.746
12 -	31.547	<b>99.5</b>	18.122	123.3	<b>26.515</b>	88.1	<b>23.792</b>	117.1	<b>1:39.976 (1)</b>	<b>87.61</b>		<b>14:44:03.722</b>
13 -	31.384	<b>99.5</b>	18.306	120.6	26.601	86.5	24.215	115.1	1:40.506	87.15	0.530	14:45:44.228

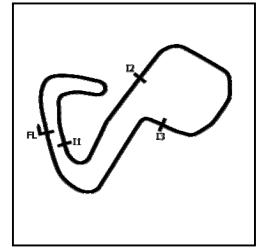
P21 90		Aeziah DIVINE				Honda - Mortimer Racing / Victoria House Academy						
IDEAL LAP TIME : 1:41.820		BEST LAP TIME : 1:42.331				DIFFERENCE : 0.511						
LAP	SECTOR 1	SECTOR 2		SECTOR 3		SECTOR 4		LAP TIME	MPH	DIFF	TIME OF DAY	
1 -		96.1	18.685	119.8	27.579	88.3	24.702	113.7	1:50.669	79.15	8.338	14:25:37.129
2 -	32.308	96.4	18.899	<b>120.4</b>	27.488	87.3	<b>24.496</b>	<b>114.3</b>	1:43.191	84.88	0.860	14:27:20.320
3 -	31.897	97.6	18.971	118.5	27.791	88.6	24.584	113.1	1:43.243	84.84	0.912	14:29:03.563
4 -	31.965	97.3	18.781	118.5	27.263	88.4	24.706	112.2	1:42.715	85.28	0.384	14:30:46.278
5 -	31.818	<b>98.2</b>	<b>18.601</b>	118.7	27.330	<b>90.9</b>	24.582	114.1	<b>1:42.331 (1)</b>	<b>85.60</b>		<b>14:32:28.609</b>
6 -	31.908	97.1	19.028	117.9	27.350	85.5	24.578	112.4	1:42.864	85.15	0.533	14:34:11.473
7 -	31.659	97.9	18.698	118.1	27.373	87.0	24.647	112.2	1:42.377 (3)	85.56	0.046	14:35:53.850
8 -	31.944	97.1	18.803	118.9	<b>27.162</b>	86.5	24.666	112.4	1:42.575	85.39	0.244	14:37:36.425
9 -	<b>31.561</b>	97.8	18.723	119.4	27.350	85.5	24.730	112.5	1:42.364 (2)	85.57	0.033	14:39:18.789
10 -	31.724	96.8	18.750	117.9	27.615	86.4	24.585	113.1	1:42.674	85.31	0.343	14:41:01.463
11 -	31.744	97.3	18.741	118.1	27.457	86.8	24.677	112.7	1:42.619	85.36	0.288	14:42:44.082
12 -	31.813	97.3	18.670	118.1	27.344	87.0	24.566	113.5	1:42.393	85.55	0.062	14:44:26.475
13 -	31.921	97.6	18.893	119.1	27.392	90.0	24.696	113.5	1:42.902	85.12	0.571	14:46:09.377

# MCRCB BULLETIN TK370

## 2024 Bennetts British Superbike Championship - Round 6

### 2024 R&G British Talent Cup

#### RACE 2 - SECTOR ANALYSIS



SECTOR 1 = FL to I1, SECTOR 2 = I1 to I2 SECTOR 3 = I2 to I3, SECTOR 4 = I3 to FL, DIFF = Difference To Personal Best Lap, P = Crossed Finish Line in Pit Lane, D = Time Disallowed

P22 67		George BOWES				Honda - GB67 Racing						
IDEAL LAP TIME : 1:37.131		BEST LAP TIME : 1:37.347				DIFFERENCE : 0.216						
LAP	SECTOR 1	SECTOR 2		SECTOR 3		SECTOR 4		LAP TIME	MPH	DIFF	TIME OF DAY	
1 -		100.6	17.923	129.8	26.437	84.8	<b>23.301</b>	<b>122.6</b>	1:44.984	83.43	7.637	14:25:31.444
2 -	<b>30.564</b>	101.0	<b>17.591</b>	<b>130.0</b>	25.718	88.0	23.474	120.6	<b>1:37.347 (1)</b>	<b>89.98</b>		<b>14:27:08.791</b>
3 -	30.666	101.6	17.673	129.8	<b>25.675</b>	88.1	23.413	120.9	1:37.427	89.91	0.080	14:28:46.218
4 -	<b>30.564</b>	101.8	17.604	128.5	25.741	91.0	23.470	121.1	1:37.379 (2)	89.95	0.032	14:30:23.597
5 -	30.641	<b>102.1</b>	17.770	127.3	25.997	90.8	23.376	119.8	1:37.784	89.58	0.437	14:32:01.381
6 -	30.592	100.6	17.767	127.3	25.691	<b>91.8</b>	23.356	119.6	1:37.406 (3)	89.93	0.059	14:33:38.787
7 -	30.657	100.7	17.965	125.6	26.041	89.0	23.563	119.4	1:38.226	89.18	0.879	14:35:17.013
8 -	30.691	100.9	17.858	126.1	26.038	91.5	23.659	119.1	1:38.246	89.16	0.899	14:36:55.259
9 -	30.836	101.3	17.789	126.8	26.163	90.8	23.334	120.6	1:38.122	89.27	0.775	14:38:33.381
10 -	30.678	101.5	17.774	127.0	26.017	89.8	23.630	119.1	1:38.099	89.29	0.752	14:40:11.480
11 -	30.823	100.4	17.971	126.1	25.990	89.1	23.546	118.9	1:38.330	89.08	0.983	14:41:49.810
12 -	30.760	100.6	18.064	125.6	26.019	88.7	23.638	119.6	1:38.481	88.94	1.134	14:43:28.291

P23 14		Bill HARRIS				Honda - Team Harris Racing / RS Racing						
IDEAL LAP TIME : 1:36.942		BEST LAP TIME : 1:37.400				DIFFERENCE : 0.458						
LAP	SECTOR 1	SECTOR 2		SECTOR 3		SECTOR 4		LAP TIME	MPH	DIFF	TIME OF DAY	
1 -		101.0	18.052	<b>129.0</b>	26.332	83.3	23.354	<b>122.4</b>	1:45.196	83.27	7.796	14:25:31.656
2 -	30.715	100.7	<b>17.810</b>	128.0	25.954	91.6	23.483	120.6	1:37.962	89.42	0.562	14:27:09.618
3 -	30.460	99.1	17.917	126.6	25.775	92.6	23.419	120.4	1:37.571	89.77	0.171	14:28:47.189
4 -	30.582	100.6	17.951	125.2	25.978	<b>93.4</b>	23.625	120.4	1:38.136	89.26	0.736	14:30:25.325
5 -	30.514	100.9	17.891	124.5	25.918	92.1	23.270	120.6	1:37.593	89.75	0.193	14:32:02.918
6 -	30.501	101.0	17.822	125.6	<b>25.585</b>	92.5	23.492	119.1	<b>1:37.400 (1)</b>	<b>89.93</b>		<b>14:33:40.318</b>
7 -	<b>30.327</b>	<b>101.3</b>	18.193	125.2	25.952	92.5	23.574	118.3	1:38.046	89.34	0.646	14:35:18.364
8 -	30.414	100.4	17.880	124.7	25.972	88.3	23.302	120.2	1:37.568 (3)	89.78	0.168	14:36:55.932
9 -	30.380	101.0	18.004	124.5	25.938	89.4	<b>23.220</b>	121.3	1:37.542 (2)	89.80	0.142	14:38:33.474
10 -	30.770	101.2	17.821	125.9	26.001	90.3	23.616	121.3	1:38.208	89.19	0.808	14:40:11.682
11 -	30.733	100.9	17.912	124.7	26.179	89.2	23.423	120.4	1:38.247	89.16	0.847	14:41:49.929
12 -	30.835	100.6	18.111	124.2	25.904	90.8	24.044	118.1	1:38.894	88.57	1.494	14:43:28.823

P24 28		Charlie BARNES				Honda - SENCAT Talent Team / Mortimer Racing						
IDEAL LAP TIME : 1:39.145		BEST LAP TIME : 1:39.609				DIFFERENCE : 0.464						
LAP	SECTOR 1	SECTOR 2		SECTOR 3		SECTOR 4		LAP TIME	MPH	DIFF	TIME OF DAY	
1 -		97.8	18.322	125.4	26.349	90.8	<b>23.688</b>	<b>119.6</b>	1:47.100	81.79	7.491	14:25:33.560
2 -	<b>30.928</b>	97.3	18.338	<b>126.1</b>	26.684	91.1	23.867	118.7	1:39.817 (3)	87.75	0.208	14:27:13.377
3 -	31.191	<b>99.1</b>	18.275	121.3	26.302	<b>92.9</b>	23.841	117.5	<b>1:39.609 (1)</b>	<b>87.94</b>		<b>14:28:52.986</b>
4 -	31.157	98.5	<b>18.231</b>	124.0	<b>26.298</b>	91.3	24.037	116.5	1:39.723 (2)	87.84	0.114	14:30:32.709

P25 72		Samuel MUNSON				Honda - Wilson Racing						
IDEAL LAP TIME : 1:39.899		BEST LAP TIME : 1:40.203				DIFFERENCE : 0.304						
LAP	SECTOR 1	SECTOR 2		SECTOR 3		SECTOR 4		LAP TIME	MPH	DIFF	TIME OF DAY	
1 -		95.4	<b>18.348</b>	<b>127.3</b>	26.528	87.0	24.223	117.3	1:47.919	81.17	7.716	14:25:34.379
2 -	31.534	94.9	18.539	125.2	26.595	<b>88.0</b>	23.922	<b>117.7</b>	1:40.590 (3)	87.08	0.387	14:27:14.969
3 -	31.439	96.6	18.414	124.5	<b>26.511</b>	87.3	24.056	116.5	1:40.420 (2)	87.23	0.217	14:28:55.389
4 -	<b>31.215</b>	<b>98.2</b>	18.538	122.4	26.625	87.3	<b>23.825</b>	116.7	<b>1:40.203 (1)</b>	<b>87.42</b>		<b>14:30:35.592</b>

# MCRCB BULLETIN TK371

## 2024 Bennetts British Superbike Championship - Round 6

### 2024 R&G British Talent Cup

### RACE 2 - BEST SECTORS

SECTOR 1				SECTOR 2			SECTOR 3			SECTOR 4			IDEAL / BEST COMPARISON					
POS	NO	NAME	TIME	NO	NAME	TIME	NO	NAME	TIME	NO	NAME	TIME	POS	NO	NAME	IDEAL	BEST	DIFF
																<b>PERFECT LAP</b>	<b>1:35.448</b>	
1	43	BRINTON	30.011	66	HARRIS	17.429	29	BROWN	25.182	66	HARRIS	22.826	1	75	SUROWIAK	1:35.827	1:36.149	0.322
2	29	BROWN	30.022	24	FROST	17.516	75	SUROWIA	25.201	24	FROST	22.850	2	43	BRINTON	1:35.868	1:36.026	0.158
3	75	SUROWIA	30.117	75	SUROWIA	17.552	43	BRINTON	25.257	7	McCABE	22.930	3	24	FROST	1:35.915	1:36.308	0.393
4	24	FROST	30.186	61	MACKAY	17.555	61	MACKAY	25.264	43	BRINTON	22.938	4	66	HARRIS	1:35.932	1:36.430	0.498
5	40	CORREA	30.248	7	McCABE	17.567	7	McCABE	25.300	75	SUROWIA	22.957	5	29	BROWN	1:36.037	1:36.302	0.265
6	66	HARRIS	30.327	40	CORREA	17.575	66	HARRIS	25.350	61	MACKAY	23.008	6	7	McCABE	1:36.172	1:36.331	0.159
7	14	HARRIS	30.327	91	RAYMOND	17.591	24	FROST	25.363	40	CORREA	23.020	7	61	MACKAY	1:36.177	1:36.538	0.361
8	64	EDMUNDS	30.343	67	BOWES	17.591	40	CORREA	25.435	29	BROWN	23.098	8	40	CORREA	1:36.278	1:36.498	0.220
9	61	MACKAY	30.350	43	BRINTON	17.662	64	EDMUNDS	25.543	19	McPHEE	23.190	9	19	McPHEE	1:36.928	1:37.195	0.267
10	7	McCABE	30.375	19	McPHEE	17.714	14	HARRIS	25.585	14	HARRIS	23.220	10	14	HARRIS	1:36.942	1:37.400	0.458
11	19	McPHEE	30.391	29	BROWN	17.735	19	McPHEE	25.633	67	BOWES	23.301	11	67	BOWES	1:37.131	1:37.347	0.216
12	82	PAYNE	30.482	14	HARRIS	17.810	82	PAYNE	25.657	91	RAYMOND	23.351	12	64	EDMUNDS	1:37.257	1:37.855	0.598
13	91	RAYMOND	30.519	82	PAYNE	17.824	67	BOWES	25.675	64	EDMUNDS	23.404	13	91	RAYMOND Jnr	1:37.334	1:37.334	0.000
14	67	BOWES	30.564	33	BANISH	17.876	33	BANISH	25.869	88	FOSTER	23.426	14	82	PAYNE	1:37.394	1:37.494	0.100
15	16	BURROWS	30.626	11	JONES	17.896	91	RAYMOND	25.873	82	PAYNE	23.431	15	33	BANISH	1:37.920	1:38.236	0.316
16	11	JONES	30.631	88	FOSTER	17.918	16	BURROWS	25.914	11	JONES	23.442	16	16	BURROWS	1:37.964	1:38.219	0.255
17	33	BANISH	30.634	64	EDMUNDS	17.967	88	FOSTER	25.947	16	BURROWS	23.449	17	88	FOSTER	1:37.977	1:38.311	0.334
18	2	BANNIST	30.683	16	BURROWS	17.975	2	BANNIST	25.998	2	BANNIST	23.467	18	11	JONES	1:37.996	1:38.155	0.159
19	88	FOSTER	30.686	2	BANNIST	18.029	11	JONES	26.027	33	BANISH	23.541	19	2	BANNISTER	1:38.177	1:38.286	0.109
20	42	JOLLIFF	30.907	42	JOLLIFF	18.047	42	JOLLIFF	26.177	28	BARNES	23.688	20	42	JOLLIFFE	1:38.928	1:39.261	0.333
21	28	BARNES	30.928	99	WILLIS	18.049	71	GOODMAN	26.192	99	WILLIS	23.792	21	71	GOODMAN	1:39.080	1:39.317	0.237
22	71	GOODMAN	30.994	71	GOODMAN	18.099	28	BARNES	26.298	71	GOODMAN	23.795	22	28	BARNES	1:39.145	1:39.609	0.464
23	72	MUNSON	31.215	28	BARNES	18.231	72	MUNSON	26.511	42	JOLLIFF	23.797	23	99	WILLIS	1:39.724	1:39.976	0.252
24	99	WILLIS	31.368	72	MUNSON	18.348	99	WILLIS	26.515	72	MUNSON	23.825	24	72	MUNSON	1:39.899	1:40.203	0.304
25	90	DIVINE	31.561	90	DIVINE	18.601	90	DIVINE	27.162	90	DIVINE	24.496	25	90	DIVINE	1:41.820	1:42.331	0.511

**MCRCB BULLETIN TK372****2024 Bennetts British Superbike Championship - Round 6****2024 R&G British Talent Cup****RACE 2 - BEST SPEEDS**

POS	INTERMEDIATE 1			INTERMEDIATE 2			INTERMEDIATE 3			FINISH LINE		
	NO	NAME	MPH	NO	NAME	MPH	NO	NAME	MPH	NO	NAME	MPH
1	43	BRINTON	103.8	66	HARRIS	130.5	91	RAYMOND Jnr	95.0	61	MACKAY	123.1
2	24	FROST	103.4	67	BOWES	130.0	75	SUROWIAK	93.7	24	FROST	122.9
3	75	SUROWIAK	102.9	19	McPHEE	129.8	29	BROWN	93.5	40	CORREA	122.9
4	61	MACKAY	102.9	40	CORREA	129.5	24	FROST	93.5	66	HARRIS	122.9
5	19	McPHEE	102.7	75	SUROWIAK	129.3	64	EDMUNDS	93.5	67	BOWES	122.6
6	66	HARRIS	102.6	14	HARRIS	129.0	82	PAYNE	93.4	7	McCABE	122.4
7	40	CORREA	102.1	43	BRINTON	128.8	14	HARRIS	93.4	19	McPHEE	122.4
8	7	McCABE	102.1	7	McCABE	128.8	43	BRINTON	93.2	14	HARRIS	122.4
9	16	BURROWS	102.1	61	MACKAY	128.8	28	BARNES	92.9	43	BRINTON	122.2
10	67	BOWES	102.1	82	PAYNE	128.5	40	CORREA	92.3	75	SUROWIAK	122.2
11	91	RAYMOND Jnr	101.6	24	FROST	128.0	19	McPHEE	92.1	16	BURROWS	121.7
12	14	HARRIS	101.3	42	JOLLIFFE	127.8	42	JOLLIFFE	92.0	88	FOSTER	121.5
13	82	PAYNE	101.2	11	JONES	127.5	67	BOWES	91.8	91	RAYMOND Jnr	121.3
14	29	BROWN	100.4	33	BANISH	127.3	61	MACKAY	91.4	42	JOLLIFFE	121.3
15	33	BANISH	100.4	2	BANNISTER	127.3	88	FOSTER	91.0	82	PAYNE	121.1
16	2	BANNISTER	100.3	72	MUNSON	127.3	16	BURROWS	90.9	29	BROWN	120.2
17	11	JONES	100.3	71	GOODMAN	127.0	90	DIVINE	90.9	11	JONES	120.0
18	64	EDMUNDS	100.1	91	RAYMOND Jnr	126.8	7	McCABE	90.8	33	BANISH	119.8
19	88	FOSTER	100.0	16	BURROWS	126.1	33	BANISH	90.6	28	BARNES	119.6
20	99	WILLIS	99.5	28	BARNES	126.1	66	HARRIS	90.5	2	BANNISTER	119.1
21	42	JOLLIFFE	99.4	99	WILLIS	125.9	2	BANNISTER	89.8	71	GOODMAN	118.9
22	28	BARNES	99.1	88	FOSTER	125.4	99	WILLIS	89.5	99	WILLIS	118.5
23	71	GOODMAN	98.9	29	BROWN	125.2	11	JONES	89.0	64	EDMUNDS	117.9
24	90	DIVINE	98.2	64	EDMUNDS	123.5	72	MUNSON	88.0	72	MUNSON	117.7
25	72	MUNSON	98.2	90	DIVINE	120.4	71	GOODMAN	87.2	90	DIVINE	114.3

# MCRCB BULLETIN TK373

## 2024 Bennetts British Superbike Championship - Round 6

### 2024 R&G British Talent Cup

#### RACE 2 - STATISTICS

Competitors Started	25
Planned Start	2024-07-21 @ 14:20:00.000
Actual Start	2024-07-21 @ 14:23:46.460
Finish Time	2024-07-21 @ 14:44:53.184
Track Length	2.4332mi.
Total Laps	305
Total Distance Covered	742.1533mi.

#### Session Fastest Lap History

NO	NAME	LAP TIME	TIME OF DAY	LAP	VEHICLE
24	Ryan FROST	1:37.630	14:27:06.954	2	Honda
40	Julian CORREA	1:37.430	14:27:07.287	2	Honda
61	Harrison MACKAY	1:37.382	14:27:07.830	2	Honda
66	Ronnie HARRIS	1:36.979	14:27:07.896	2	Honda
29	Lucas BROWN	1:36.656	14:31:58.554	5	Honda
29	Lucas BROWN	1:36.302	14:33:34.856	6	Honda
43	Amanuel BRINTON	1:36.026	14:33:34.893	6	Honda

#### Session Leader History

NO	NAME	FROM LAP	LAPS LED	DISTANCE	VEHICLE
24	Ryan FROST	1	4	9.73 miles	Honda
29	Lucas BROWN	5	2	4.86 miles	Honda
43	Amanuel BRINTON	7	1	2.43 miles	Honda
29	Lucas BROWN	8	1	2.43 miles	Honda
75	Filip SUROWIAK	9	4	9.73 miles	Honda
43	Amanuel BRINTON	13	1	2.43 miles	Honda

#### Flag History

TYPE	TIME OF DAY
GREEN	14:23:46.460
FINISH	14:44:53.184

#### Flag Statistics

TYPE	COUNT	TOTAL LAPS	TOTAL TIME
Green	1	13	24:03.860
Red	0	0	0.000
Safety Car	0	0	0.000
FCY	0	0	0.000

# MCRCB BULLETIN TK374

## 2024 Bennetts British Superbike Championship - Round 6

### 2024 R&G British Talent Cup

#### RACE 2 - SESSION NOTES

TIME	MESSAGE
14:08:04	PITLANE OPEN
14:13:01	PITLANE CLOSED
14:13:05	5 MINUTES TO WARM UP LAP
14:15:03	3 MINUTES TO WARM UP LAP
14:17:03	1 MINUTE TO WARM UP LAP
14:17:29	30 SECONDS TO WARM UP LAP
14:17:41	GREEN FLAG - WARM UP LAP
14:19:40	RACE START
14:21:05	ONE FURTHER WARM UP LAP
14:21:16	GREEN FLAG - WARM UP LAP
14:21:33	ONE FURTHER WARM UP LAP - NEW RACE DISTANCE 13 LAPS
14:22:42	NO.99 ENTERED PITS
14:23:21	RACE START
14:25:29	NO JUMP STARTS
14:33:08	NO.28 & 72 ENTERED PITS
14:36:50	TWO THIRDS DISTANCE COMPLETED
14:44:24	NO. 14 FALLER AT T2 DRUIDS - RIDER TO MEDICAL CENTRE
14:46:02	NO. 67 FALLER AT T11 CLEARWAYS - RIDER BEING ASSESSED
14:47:30	UPDATE: NO. 67 - RIDER OK



# MCRCB BULLETIN TK375

## 2024 Bennetts British Superbike Championship - Round 6

### 2024 R&G British Talent Cup

#### RACE 2 - WEATHER CONDITIONS

