

POS	NO	NAME	NAT	ENTRY	TIME	ON	LAPS	GAP	DIFF	MPH
1	52	Evan BELFORD	GBR	Honda - City Lifting / RS Racing	2:02.780	3	4			87.05
2	43	Amanuel BRINTON	GBR	Honda - Kovara Projects / RS Racing	2:03.480	4	4	0.700	0.700	86.55
3	40	Julian CORREA	USA	Honda - Microlise Cresswell Racing	2:04.864	3	4	2.084	1.384	85.59
4	7	Harley McCABE	GBR	Honda - McCabe Racing	2:04.963	4	4	2.183	0.099	85.52
5	24	Ryan FROST	GBR	Honda - Talentum Motorsport by Azure Notions	2:05.211	3	4	2.431	0.248	85.36
6	4	Sullivan MOUNSEY	GBR	Honda - Wilson Racing / Maddison Media	2:05.274	4	4	2.494	0.063	85.31
7	29	Lucas BROWN	GBR	Honda - Amphibian Scaffolding / SP125 Racing	2:05.448	3	4	2.668	0.174	85.19
8	48	Ollie WALKER	GBR	Honda - VisionTrack Racing Team	2:05.511	4	4	2.731	0.063	85.15
9	75	Filip SUROWIAK	POL	Honda - FS75 Racing / FAB Racing	2:05.559	4	4	2.779	0.048	85.12
10	2	Josh BANNISTER	GBR	Honda - Dunsley Heat Racing	2:05.618	4	4	2.838	0.059	85.08
11	23	Rhys STEPHENSON	GBR	Honda - Rocket Racing	2:06.144	4	4	3.364	0.526	84.72
12	66	Ronnie HARRIS	GBR	Honda - Kovara Projects / RS Racing	2:06.237	4	4	3.457	0.093	84.66
13	55	Harrison DESSOY	GBR	Honda - Microlise Cresswell Racing / Eastern Garage f	2:06.306	4	4	3.526	0.069	84.62
14	65	Alexander ROWAN	GBR	Honda - Mortimer Racing Victoria House Academy	2:06.396	4	4	3.616	0.090	84.56
15	19	Scott McPHEE	GBR	Honda - SMP Racing	2:06.450	3	3	3.670	0.054	84.52
16	99	Peter WILLIS	GBR	Honda - Belfast Chauffeur Hire by WM-Racing	2:06.491	4	4	3.711	0.041	84.49
17	61	Harrison MACKAY	GBR	Honda - Wilson Racing / HMR	2:06.611	4	4	3.831	0.120	84.41
18	64	Clayton EDMUNDS	GBR	Honda - City Lifting / RS Racing	2:06.652	4	4	3.872	0.041	84.38
19	8	Alfie DAVIDSON	GBR	Honda - Banks Racing	2:06.748	4	4	3.968	0.096	84.32
20	28	Charlie BARNES	GBR	Honda - Talentum Motorsport by Azure Notions	2:07.771	3	4	4.991	1.023	83.65
21	67	George BOWES	GBR	Honda - Microlise Cresswell Racing	2:07.899	3	4	5.119	0.128	83.56
22	42	Ben JOLLIFFE	GBR	Honda - Wilson Racing	2:07.902	3	4	5.122	0.003	83.56
23	88	Sviatoslav PYLYPENKO	UKR	Honda - Microlise Cresswell Racing	2:08.493	3	4	5.713	0.591	83.18
24	71	Daniel GOODMAN	GBR	Honda - VisionTrack Racing Team	2:08.831	3	4	6.051	0.338	82.96
25	33	Eli BANISH	USA	Honda - VisionTrack Racing Team	2:08.868	4	4	6.088	0.037	82.93
26	76	Charlie HUNTINGFORD	GBR	Honda - Opteven Mototechniks	2:09.574	4	4	6.794	0.706	82.48
27	11	Iwan JONES	GBR	Honda - Jones Brothers Racing Team	2:12.140	4	4	9.360	2.566	80.88

Weather / Track : Cloudy / Dry

These results are provisional until the conclusion of any judicial and technical matters.

Snetterton 300: 2.9689 miles

Date: 09/07/2023 Start: 09:15 Finish: 09:23

Race Director : Stuart Higgs <i>S. Higgs</i>	Stewards :	Timekeeper : Richard Evans <i>R. EVANS</i>
<small>Digitally Approved at 09:50 Sunday, 09 July 2023</small>		<small>Digitally Approved at 09:31 Sunday, 09 July 2023</small>

Results can be found at [www.britishsuperbike.com](http://www.britishsuperbike.com)

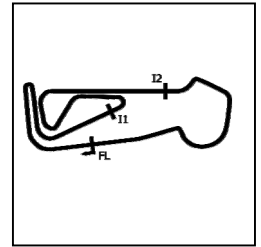
Printed - 09:26 Sunday, 09 July 2023

# MCRCB BULLETIN TK308

## 2023 Bennetts British Superbike Championship - Round 5

### 2023 R&G British Talent Cup

#### WARM UP - SECTOR ANALYSIS



SECTOR 1 = FL to I1, SECTOR 2 = I1 to I2, SECTOR 3 = I2 to FL, DIFF = Difference To Personal Best Lap, P = Crossed Finish Line in Pit Lane, D = Time Disallowed

P1		52		Evan BELFORD		Honda - City Lifting / RS Racing				
IDEAL LAP TIME : 2:02.564		BEST LAP TIME : 2:02.780		DIFFERENCE : 0.216						
LAP	SECTOR 1	SECTOR 2		SECTOR 3		LAP TIME	MPH	DIFF	TIME OF DAY	
1 -	OUTLAP	110.7	45.326	127.8	41.507	<b>122.0</b>	2:11.132	81.50	8.352	09:17:23.055
2 -	39.464	<b>115.1</b>	44.875	126.6	40.676	117.7	2:05.015 (3)	85.49	2.235	09:19:28.070
3 -	<b>38.700</b>	112.9	<b>43.598</b>	<b>129.8</b>	40.482	119.6	<b>2:02.780 (1)</b>	<b>87.05</b>		<b>09:21:30.850</b>
4 -	38.923	110.7	44.196	127.5	<b>40.266</b>	117.9	2:03.385 (2)	86.62	0.605	09:23:34.235

P2		43		Amanuel BRINTON		Honda - Kovara Projects / RS Racing				
IDEAL LAP TIME : 2:03.413		BEST LAP TIME : 2:03.480		DIFFERENCE : 0.067						
LAP	SECTOR 1	SECTOR 2		SECTOR 3		LAP TIME	MPH	DIFF	TIME OF DAY	
1 -	OUTLAP	110.5	45.226	<b>126.8</b>	42.126	<b>117.3</b>	2:12.398	80.72	8.918	09:17:17.860
2 -	<b>38.869</b>	<b>114.7</b>	44.631	126.1	40.928	116.1	2:04.428 (3)	85.89	0.948	09:19:22.288
3 -	38.961	112.7	44.179	126.6	<b>40.609</b>	115.5	2:03.749 (2)	86.36	0.269	09:21:26.037
4 -	38.903	112.7	<b>43.935</b>	126.1	40.642	115.9	<b>2:03.480 (1)</b>	<b>86.55</b>		<b>09:23:29.517</b>

P3		40		Julian CORREA		Honda - Microlise Cresswell Racing				
IDEAL LAP TIME : 2:04.353		BEST LAP TIME : 2:04.864		DIFFERENCE : 0.511						
LAP	SECTOR 1	SECTOR 2		SECTOR 3		LAP TIME	MPH	DIFF	TIME OF DAY	
1 -	OUTLAP	110.1	45.964	124.7	41.940	115.7	2:12.373	80.74	7.509	09:17:16.951
2 -	39.719	112.5	44.953	<b>127.5</b>	41.101	<b>117.7</b>	2:05.773 (3)	84.97	0.909	09:19:22.724
3 -	39.473	112.5	<b>44.305</b>	127.0	<b>41.086</b>	117.3	<b>2:04.864 (1)</b>	<b>85.59</b>		<b>09:21:27.588</b>
4 -	<b>38.962</b>	<b>112.7</b>	44.612	124.2	41.699	115.5	2:05.273 (2)	85.31	0.409	09:23:32.861

P4		7		Harley McCABE		Honda - McCabe Racing				
IDEAL LAP TIME : 2:04.868		BEST LAP TIME : 2:04.963		DIFFERENCE : 0.095						
LAP	SECTOR 1	SECTOR 2		SECTOR 3		LAP TIME	MPH	DIFF	TIME OF DAY	
1 -	OUTLAP	106.3	45.395	<b>128.3</b>	42.096	<b>118.1</b>	2:12.098	80.91	7.135	09:17:18.407
2 -	<b>39.385</b>	<b>112.0</b>	45.016	127.5	42.176	117.3	2:06.577 (2)	84.43	1.614	09:19:24.984
3 -	39.615	111.4	45.735	126.3	41.590	117.7	2:06.940 (3)	84.19	1.977	09:21:31.924
4 -	39.480	109.1	<b>44.145</b>	127.8	<b>41.338</b>	116.9	<b>2:04.963 (1)</b>	<b>85.52</b>		<b>09:23:36.887</b>

P5		24		Ryan FROST		Honda - Talentum Motorsport by Azure Notions				
IDEAL LAP TIME : 2:05.211		BEST LAP TIME : 2:05.211		DIFFERENCE : 0.000						
LAP	SECTOR 1	SECTOR 2		SECTOR 3		LAP TIME	MPH	DIFF	TIME OF DAY	
1 -	OUTLAP	112.0	46.528	<b>127.3</b>	43.306	117.7	2:15.597	78.82	10.386	09:17:27.441
2 -	39.965	112.5	44.943	<b>127.3</b>	42.314	<b>119.8</b>	2:07.222 (3)	84.01	2.011	09:19:34.663
3 -	<b>39.153</b>	<b>114.3</b>	<b>44.587</b>	127.0	<b>41.471</b>	117.9	<b>2:05.211 (1)</b>	<b>85.36</b>		<b>09:21:39.874</b>
4 -	39.263	113.9	44.592	125.9	41.867	119.6	2:05.722 (2)	85.01	0.511	09:23:45.596

P6		4		Sullivan MOUNSEY		Honda - Wilson Racing / Maddison Media				
IDEAL LAP TIME : 2:05.032		BEST LAP TIME : 2:05.274		DIFFERENCE : 0.242						
LAP	SECTOR 1	SECTOR 2		SECTOR 3		LAP TIME	MPH	DIFF	TIME OF DAY	
1 -	OUTLAP	100.3	46.057	126.6	42.463	<b>118.3</b>	2:13.898	79.82	8.624	09:17:18.212
2 -	<b>39.479</b>	<b>114.1</b>	44.519	<b>128.5</b>	42.147	116.1	2:06.145 (3)	84.72	0.871	09:19:24.357
3 -	39.492	113.5	44.519	125.9	41.517	115.9	2:05.528 (2)	85.14	0.254	09:21:29.885
4 -	39.721	112.4	<b>44.459</b>	125.9	<b>41.094</b>	116.5	<b>2:05.274 (1)</b>	<b>85.31</b>		<b>09:23:35.159</b>

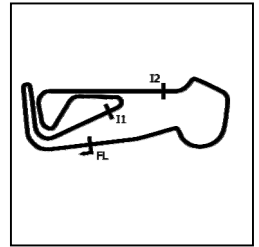
P7		29		Lucas BROWN		Honda - Amphibian Scaffolding / SP125 Racing				
IDEAL LAP TIME : 2:05.448		BEST LAP TIME : 2:05.448		DIFFERENCE : 0.000						
LAP	SECTOR 1	SECTOR 2		SECTOR 3		LAP TIME	MPH	DIFF	TIME OF DAY	
1 -	OUTLAP	106.6	47.392	124.2	42.450	113.7	2:14.780	79.30	9.332	09:17:18.920
2 -	39.645	110.1	44.665	125.9	41.782	114.3	2:06.092 (3)	84.76	0.644	09:19:25.012
3 -	<b>39.289</b>	<b>111.1</b>	<b>44.516</b>	124.0	<b>41.643</b>	<b>115.1</b>	<b>2:05.448 (1)</b>	<b>85.19</b>		<b>09:21:30.460</b>
4 -	39.444	110.1	44.589	<b>127.0</b>	41.672	113.5	2:05.705 (2)	85.02	0.257	09:23:36.165

# MCRCB BULLETIN TK308

## 2023 Bennetts British Superbike Championship - Round 5

### 2023 R&G British Talent Cup

### WARM UP - SECTOR ANALYSIS



SECTOR 1 = FL to I1, SECTOR 2 = I1 to I2, SECTOR 3 = I2 to FL, DIFF = Difference To Personal Best Lap, P = Crossed Finish Line in Pit Lane, D = Time Disallowed

P8 48		Ollie WALKER				Honda - VisionTrack Racing Team					
IDEAL LAP TIME : 2:05.247		BEST LAP TIME : 2:05.511				DIFFERENCE : 0.264					
LAP		SECTOR 1		SECTOR 2		SECTOR 3		LAP TIME	MPH	DIFF	TIME OF DAY
1 -	OUTLAP	97.1		46.175	<b>128.8</b>	42.264	114.9	2:13.273	80.19	7.762	09:17:17.918
2 -	39.688	111.6		44.580	127.8	42.243	<b>119.8</b>	2:06.511 (3)	84.48	1.000	09:19:24.429
3 -	<b>39.312</b>	112.2		44.640	125.9	41.778	116.3	2:05.730 (2)	85.00	0.219	09:21:30.159
4 -	39.576	<b>112.9</b>		<b>44.484</b>	<b>128.8</b>	<b>41.451</b>	117.3	<b>2:05.511 (1)</b>	<b>85.15</b>		<b>09:23:35.670</b>

P9 75		Filip SUROWIAK				Honda - FS75 Racing / FAB Racing					
IDEAL LAP TIME : 2:05.559		BEST LAP TIME : 2:05.559				DIFFERENCE : 0.000					
LAP		SECTOR 1		SECTOR 2		SECTOR 3		LAP TIME	MPH	DIFF	TIME OF DAY
1 -	OUTLAP	109.4		46.383	126.8	43.273	115.7	2:15.068	79.13	9.509	09:17:27.192
2 -	40.159	<b>113.1</b>		45.115	<b>128.8</b>	42.343	<b>120.2</b>	2:07.617 (3)	83.75	2.058	09:19:34.809
3 -	39.453	111.2		45.000	127.5	41.768	117.3	2:06.221 (2)	84.67	0.662	09:21:41.030
4 -	<b>39.386</b>	<b>113.1</b>		<b>44.646</b>	127.5	<b>41.527</b>	117.5	<b>2:05.559 (1)</b>	<b>85.12</b>		<b>09:23:46.589</b>

P10 2		Josh BANNISTER				Honda - Dunsley Heat Racing					
IDEAL LAP TIME : 2:05.618		BEST LAP TIME : 2:05.618				DIFFERENCE : 0.000					
LAP		SECTOR 1		SECTOR 2		SECTOR 3		LAP TIME	MPH	DIFF	TIME OF DAY
1 -	OUTLAP	107.0		46.063	123.8	42.218	113.3	2:12.870	80.44	7.252	09:17:17.618
2 -	39.462	112.4		45.064	124.7	43.131	116.7	2:07.657 (3)	83.72	2.039	09:19:25.275
3 -	39.377	<b>112.5</b>		44.834	125.4	41.969	116.5	2:06.180 (2)	84.70	0.562	09:21:31.455
4 -	<b>39.257</b>	<b>112.5</b>		<b>44.796</b>	<b>125.6</b>	<b>41.565</b>	<b>116.9</b>	<b>2:05.618 (1)</b>	<b>85.08</b>		<b>09:23:37.073</b>

P11 23		Rhys STEPHENSON				Honda - Rocket Racing					
IDEAL LAP TIME : 2:06.144		BEST LAP TIME : 2:06.144				DIFFERENCE : 0.000					
LAP		SECTOR 1		SECTOR 2		SECTOR 3		LAP TIME	MPH	DIFF	TIME OF DAY
1 -	OUTLAP	109.2		46.405	124.9	43.253	114.9	2:14.552	79.43	8.408	09:17:35.569
2 -	39.898	112.2		45.032	<b>125.6</b>	42.182	<b>116.9</b>	2:07.112 (3)	84.08	0.968	09:19:42.681
3 -	39.526	111.8		45.168	125.2	42.217	115.9	2:06.911 (2)	84.21	0.767	09:21:49.592
4 -	<b>39.505</b>	<b>112.9</b>		<b>44.895</b>	<b>125.6</b>	<b>41.744</b>	116.1	<b>2:06.144 (1)</b>	<b>84.72</b>		<b>09:23:55.736</b>

P12 66		Ronnie HARRIS				Honda - Kovara Projects / RS Racing					
IDEAL LAP TIME : 2:06.080		BEST LAP TIME : 2:06.237				DIFFERENCE : 0.157					
LAP		SECTOR 1		SECTOR 2		SECTOR 3		LAP TIME	MPH	DIFF	TIME OF DAY
1 -	OUTLAP	110.1		46.201	129.3	43.340	<b>121.1</b>	2:15.233	79.03	8.996	09:17:22.246
2 -	40.243	112.0		45.877	<b>129.8</b>	42.458	118.9	2:08.578 (3)	83.12	2.341	09:19:30.824
3 -	<b>39.369</b>	113.1		45.154	127.5	41.917	117.7	2:06.440 (2)	84.53	0.203	09:21:37.264
4 -	39.526	<b>113.9</b>		<b>44.859</b>	127.8	<b>41.852</b>	117.3	<b>2:06.237 (1)</b>	<b>84.66</b>		<b>09:23:43.501</b>

P13 55		Harrison DESOY				Honda - Microlise Cresswell Racing / Eastern Garage Racing					
IDEAL LAP TIME : 2:06.306		BEST LAP TIME : 2:06.306				DIFFERENCE : 0.000					
LAP		SECTOR 1		SECTOR 2		SECTOR 3		LAP TIME	MPH	DIFF	TIME OF DAY
1 -	OUTLAP	101.2		46.989	121.7	43.889	112.5	2:16.232	78.45	9.926	09:17:59.963
2 -	40.826	109.2		45.594	122.6	42.417	113.7	2:08.837 (3)	82.95	2.531	09:20:08.800
3 -	39.925	109.6		44.812	122.4	42.021	<b>114.1</b>	2:06.758 (2)	84.31	0.452	09:22:15.558
4 -	<b>39.835</b>	<b>110.9</b>		<b>44.605</b>	<b>123.1</b>	<b>41.866</b>	113.7	<b>2:06.306 (1)</b>	<b>84.62</b>		<b>09:24:21.864</b>

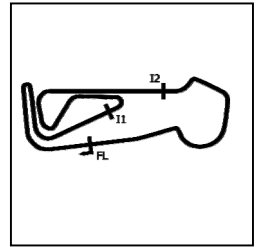
P14 65		Alexander ROWAN				Honda - Mortimer Racing Victoria House Academy					
IDEAL LAP TIME : 2:06.396		BEST LAP TIME : 2:06.396				DIFFERENCE : 0.000					
LAP		SECTOR 1		SECTOR 2		SECTOR 3		LAP TIME	MPH	DIFF	TIME OF DAY
1 -	OUTLAP	110.0		46.513	<b>130.3</b>	43.342	119.4	2:15.164	79.07	8.768	09:17:22.060
2 -	40.318	110.3		46.033	128.0	42.862	<b>119.6</b>	2:09.213 (3)	82.71	2.817	09:19:31.273
3 -	40.439	<b>113.1</b>		45.350	126.3	42.081	118.1	2:07.870 (2)	83.58	1.474	09:21:39.143
4 -	<b>39.486</b>	112.5		<b>45.090</b>	128.0	<b>41.820</b>	117.9	<b>2:06.396 (1)</b>	<b>84.56</b>		<b>09:23:45.539</b>

# MCRCB BULLETIN TK308

## 2023 Bennetts British Superbike Championship - Round 5

### 2023 R&G British Talent Cup

#### WARM UP - SECTOR ANALYSIS



SECTOR 1 = FL to I1, SECTOR 2 = I1 to I2, SECTOR 3 = I2 to FL, DIFF = Difference To Personal Best Lap, P = Crossed Finish Line in Pit Lane, D = Time Disallowed

P15 19		Scott McPHEE		Honda - SMP Racing						
IDEAL LAP TIME : 2:06.450		BEST LAP TIME : 2:06.450		DIFFERENCE : 0.000						
LAP	SECTOR 1	SECTOR 2		SECTOR 3		LAP TIME	MPH	DIFF	TIME OF DAY	
1 -	OUTLAP	108.2	47.780	124.5	IN PIT		3:14.255 P	55.02	1:07.805	09:19:15.784
2 -	OUTLAP	111.1	45.707	125.2	42.123	117.9	2:10.747	81.74	4.297	09:21:26.531
3 -	<b>39.521</b>	<b>112.4</b>	<b>45.066</b>	<b>127.0</b>	<b>41.863</b>	<b>118.7</b>	<b>2:06.450 (1)</b>	<b>84.52</b>		<b>09:23:32.981</b>

P16 99		Peter WILLIS		Honda - Belfast Chauffeur Hire by WM-Racing						
IDEAL LAP TIME : 2:06.211		BEST LAP TIME : 2:06.491		DIFFERENCE : 0.280						
LAP	SECTOR 1	SECTOR 2		SECTOR 3		LAP TIME	MPH	DIFF	TIME OF DAY	
1 -	OUTLAP	108.9	46.627	126.3	44.023	117.3	2:16.728	78.17	10.237	09:17:22.874
2 -	41.250	110.7	46.100	126.8	42.143	117.3	2:09.493 (3)	82.53	3.002	09:19:32.367
3 -	<b>39.489</b>	<b>113.1</b>	<b>45.189</b>	<b>127.0</b>	<b>42.261</b>	<b>118.3</b>	<b>2:06.939 (2)</b>	<b>84.19</b>	0.448	09:21:39.306
4 -	39.769	112.5	<b>44.809</b>	126.8	<b>41.913</b>	<b>119.8</b>	<b>2:06.491 (1)</b>	<b>84.49</b>		<b>09:23:45.797</b>

P17 61		Harrison MACKAY		Honda - Wilson Racing / HMR						
IDEAL LAP TIME : 2:06.611		BEST LAP TIME : 2:06.611		DIFFERENCE : 0.000						
LAP	SECTOR 1	SECTOR 2		SECTOR 3		LAP TIME	MPH	DIFF	TIME OF DAY	
1 -	OUTLAP	103.0	47.126	126.6	43.220	<b>116.9</b>	2:16.087	78.53	9.476	09:17:21.780
2 -	40.334	<b>112.2</b>	45.965	125.9	42.364	115.9	2:08.663 (3)	83.07	2.052	09:19:30.443
3 -	40.107	112.0	45.218	<b>128.0</b>	41.978	116.5	2:07.303 (2)	83.95	0.692	09:21:37.746
4 -	<b>39.958</b>	111.8	<b>44.734</b>	125.6	<b>41.919</b>	115.7	<b>2:06.611 (1)</b>	<b>84.41</b>		<b>09:23:44.357</b>

P18 64		Clayton EDMUNDS		Honda - City Lifting / RS Racing						
IDEAL LAP TIME : 2:06.349		BEST LAP TIME : 2:06.652		DIFFERENCE : 0.303						
LAP	SECTOR 1	SECTOR 2		SECTOR 3		LAP TIME	MPH	DIFF	TIME OF DAY	
1 -	OUTLAP	107.7	46.277	126.3	43.724	120.0	2:15.522	78.86	8.870	09:17:22.914
2 -	39.944	111.6	45.672	<b>126.8</b>	42.803	<b>122.0</b>	2:08.419 (3)	83.22	1.767	09:19:31.333
3 -	<b>39.562</b>	<b>113.5</b>	45.080	126.3	<b>42.098</b>	120.0	2:06.740 (2)	84.33	0.088	09:21:38.073
4 -	39.831	108.5	<b>44.689</b>	126.6	42.132	118.9	<b>2:06.652 (1)</b>	<b>84.38</b>		<b>09:23:44.725</b>

P19 8		Alfie DAVIDSON		Honda - Banks Racing						
IDEAL LAP TIME : 2:06.586		BEST LAP TIME : 2:06.748		DIFFERENCE : 0.162						
LAP	SECTOR 1	SECTOR 2		SECTOR 3		LAP TIME	MPH	DIFF	TIME OF DAY	
1 -	OUTLAP	107.2	46.524	123.8	43.203	112.7	2:14.972	79.18	8.224	09:17:21.282
2 -	40.777	110.0	46.100	124.2	42.651	116.3	2:09.528 (3)	82.51	2.780	09:19:30.810
3 -	<b>39.866</b>	<b>112.7</b>	45.141	124.7	<b>41.961</b>	<b>117.5</b>	2:06.968 (2)	84.17	0.220	09:21:37.778
4 -	39.977	110.7	<b>44.759</b>	<b>126.6</b>	42.012	115.7	<b>2:06.748 (1)</b>	<b>84.32</b>		<b>09:23:44.526</b>

P20 28		Charlie BARNES		Honda - Talentum Motorsport by Azure Notions						
IDEAL LAP TIME : 2:07.771		BEST LAP TIME : 2:07.771		DIFFERENCE : 0.000						
LAP	SECTOR 1	SECTOR 2		SECTOR 3		LAP TIME	MPH	DIFF	TIME OF DAY	
1 -	OUTLAP	105.6	46.432	<b>127.0</b>	43.875	115.3	2:16.580	78.25	8.809	09:17:28.734
2 -	40.047	<b>112.4</b>	45.332	126.3	42.741	<b>115.9</b>	2:08.120 (2)	83.42	0.349	09:19:36.854
3 -	<b>39.775</b>	111.2	<b>45.306</b>	126.1	<b>42.690</b>	115.5	<b>2:07.771 (1)</b>	<b>83.65</b>		<b>09:21:44.625</b>
4 -	39.809	110.3	45.546	125.6	43.076	113.9	2:08.431 (3)	83.22	0.660	09:23:53.056

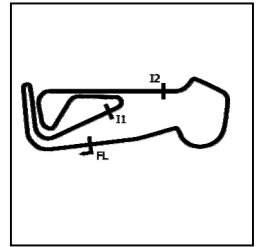
P21 67		George BOWES		Honda - Microlise Cresswell Racing						
IDEAL LAP TIME : 2:07.899		BEST LAP TIME : 2:07.899		DIFFERENCE : 0.000						
LAP	SECTOR 1	SECTOR 2		SECTOR 3		LAP TIME	MPH	DIFF	TIME OF DAY	
1 -	OUTLAP	108.2	47.153	127.8	43.514	117.3	2:15.955	78.61	8.056	09:17:28.756
2 -	41.682	112.9	45.677	126.6	42.688	116.9	2:10.047 (3)	82.18	2.148	09:19:38.803
3 -	<b>40.120</b>	<b>113.3</b>	<b>45.261</b>	<b>128.3</b>	<b>42.518</b>	<b>118.7</b>	<b>2:07.899 (1)</b>	<b>83.56</b>		<b>09:21:46.702</b>
4 -	40.475	112.9	45.450	125.6	42.804	116.1	2:08.729 (2)	83.02	0.830	09:23:55.431

# MCRCB BULLETIN TK308

## 2023 Bennetts British Superbike Championship - Round 5

### 2023 R&G British Talent Cup

#### WARM UP - SECTOR ANALYSIS



SECTOR 1 = FL to I1, SECTOR 2 = I1 to I2, SECTOR 3 = I2 to FL, DIFF = Difference To Personal Best Lap, P = Crossed Finish Line in Pit Lane, D = Time Disallowed

P22 42		Ben JOLLIFFE				Honda - Wilson Racing				
IDEAL LAP TIME : 2:07.178		BEST LAP TIME : 2:07.902				DIFFERENCE : 0.724				
LAP	SECTOR 1	SECTOR 2		SECTOR 3		LAP TIME	MPH	DIFF	TIME OF DAY	
1 -	OUTLAP	99.2	47.030	126.8	44.783	117.5	2:17.918	77.49	10.016	09:17:24.523
2 -	41.186	111.2	46.039	127.8	42.863	117.9	2:10.088 (3)	82.16	2.186	09:19:34.611
3 -	40.423	<b>112.2</b>	<b>44.688</b>	<b>130.3</b>	42.791	<b>118.5</b>	<b>2:07.902 (1)</b>	<b>83.56</b>		<b>09:21:42.513</b>
4 -	<b>40.082</b>	112.0	45.561	125.4	<b>42.408</b>	115.1	2:08.051 (2)	83.46	0.149	09:23:50.564

P23 88		Sviatoslav PYLYPENKO				Honda - Microlise Cresswell Racing				
IDEAL LAP TIME : 2:08.493		BEST LAP TIME : 2:08.493				DIFFERENCE : 0.000				
LAP	SECTOR 1	SECTOR 2		SECTOR 3		LAP TIME	MPH	DIFF	TIME OF DAY	
1 -	OUTLAP	106.5	46.851	121.5	44.368	112.5	2:17.188	77.90	8.695	09:17:28.612
2 -	40.973	109.4	45.674	122.6	42.744	112.9	2:09.391 (3)	82.60	0.898	09:19:38.003
3 -	<b>40.548</b>	108.7	<b>45.477</b>	122.0	<b>42.468</b>	112.7	<b>2:08.493 (1)</b>	<b>83.18</b>		<b>09:21:46.496</b>
4 -	40.945	<b>109.6</b>	45.751	<b>123.3</b>	42.600	<b>113.7</b>	2:09.296 (2)	82.66	0.803	09:23:55.792

P24 71		Daniel GOODMAN				Honda - VisionTrack Racing Team				
IDEAL LAP TIME : 2:08.831		BEST LAP TIME : 2:08.831				DIFFERENCE : 0.000				
LAP	SECTOR 1	SECTOR 2		SECTOR 3		LAP TIME	MPH	DIFF	TIME OF DAY	
1 -	OUTLAP	99.1	47.696	123.5	44.028	114.7	2:17.750	77.59	8.919	09:17:22.705
2 -	41.136	107.5	46.736	126.6	43.046	<b>116.5</b>	2:10.918 (3)	81.63	2.087	09:19:33.623
3 -	<b>40.129</b>	<b>108.0</b>	<b>45.883</b>	<b>127.8</b>	<b>42.819</b>	116.3	<b>2:08.831 (1)</b>	<b>82.96</b>		<b>09:21:42.454</b>
4 -	40.373	107.8	45.918	126.3	43.076	114.9	2:09.367 (2)	82.61	0.536	09:23:51.821

P25 33		Eli BANISH				Honda - VisionTrack Racing Team				
IDEAL LAP TIME : 2:08.868		BEST LAP TIME : 2:08.868				DIFFERENCE : 0.000				
LAP	SECTOR 1	SECTOR 2		SECTOR 3		LAP TIME	MPH	DIFF	TIME OF DAY	
1 -	OUTLAP	104.0	47.827	124.2	43.881	115.3	2:20.074	76.30	11.206	09:17:31.591
2 -	41.172	110.0	46.067	<b>126.6</b>	43.485	<b>116.3</b>	2:10.724 (3)	81.76	1.856	09:19:42.315
3 -	40.489	110.9	45.820	125.4	43.105	115.7	2:09.414 (2)	82.58	0.546	09:21:51.729
4 -	<b>40.399</b>	<b>111.4</b>	<b>45.702</b>	125.2	<b>42.767</b>	115.9	<b>2:08.868 (1)</b>	<b>82.93</b>		<b>09:24:00.597</b>

P26 76		Charlie HUNTINGFORD				Honda - Opteven Mototechniks				
IDEAL LAP TIME : 2:09.574		BEST LAP TIME : 2:09.574				DIFFERENCE : 0.000				
LAP	SECTOR 1	SECTOR 2		SECTOR 3		LAP TIME	MPH	DIFF	TIME OF DAY	
1 -	OUTLAP	102.9	48.879	122.0	45.401	<b>115.7</b>	2:21.754	75.39	12.180	09:17:28.744
2 -	41.767	107.3	47.863	124.9	44.381	114.5	2:14.011 (3)	79.75	4.437	09:19:42.755
3 -	40.741	110.9	46.118	<b>125.2</b>	43.112	114.5	2:09.971 (2)	82.23	0.397	09:21:52.726
4 -	<b>40.734</b>	<b>111.6</b>	<b>45.925</b>	124.0	<b>42.915</b>	113.9	<b>2:09.574 (1)</b>	<b>82.48</b>		<b>09:24:02.300</b>

P27 11		Iwan JONES				Honda - Jones Brothers Racing Team				
IDEAL LAP TIME : 2:11.919		BEST LAP TIME : 2:12.140				DIFFERENCE : 0.221				
LAP	SECTOR 1	SECTOR 2		SECTOR 3		LAP TIME	MPH	DIFF	TIME OF DAY	
1 -	OUTLAP	106.1	48.148	<b>124.5</b>	45.041	<b>112.5</b>	2:20.215	76.22	8.075	09:17:32.845
2 -	41.543	<b>107.8</b>	47.006	123.3	43.932	112.4	2:12.481 (3)	80.67	0.341	09:19:45.326
3 -	<b>41.249</b>	<b>107.8</b>	47.103	120.9	44.086	111.4	2:12.438 (2)	80.70	0.298	09:21:57.764
4 -	41.470	107.7	<b>46.977</b>	119.1	<b>43.693</b>	111.4	<b>2:12.140 (1)</b>	<b>80.88</b>		<b>09:24:09.904</b>

**MCRCB BULLETIN TK309****2023 Bennetts British Superbike Championship - Round 5****2023 R&G British Talent Cup****WARM UP - BEST SECTORS**

SECTOR 1			SECTOR 2			SECTOR 3			IDEAL / BEST COMPARISON						
POS	NO	NAME	TIME	NO	NAME	TIME	NO	NAME	TIME	POS	NO	NAME	IDEAL	BEST	DIFF
													<b>PERFECT LAP</b>	<b>2:02.564</b>	
1	52	BELFORD	38.700	52	BELFORD	43.598	52	BELFORD	40.266	1	52	BELFORD	2:02.564	2:02.780	0.216
2	43	BRINTON	38.869	43	BRINTON	43.935	43	BRINTON	40.609	2	43	BRINTON	2:03.413	2:03.480	0.067
3	40	CORREA	38.962	7	McCABE	44.145	40	CORREA	41.086	3	40	CORREA	2:04.353	2:04.864	0.511
4	24	FROST	39.153	40	CORREA	44.305	4	MOUNSEY	41.094	4	7	McCABE	2:04.868	2:04.963	0.095
5	2	BANNISTER	39.257	4	MOUNSEY	44.459	7	McCABE	41.338	5	4	MOUNSEY	2:05.032	2:05.274	0.242
6	29	BROWN	39.289	48	WALKER	44.484	48	WALKER	41.451	6	24	FROST	2:05.211	2:05.211	0.000
7	48	WALKER	39.312	29	BROWN	44.516	24	FROST	41.471	7	48	WALKER	2:05.247	2:05.511	0.264
8	66	HARRIS	39.369	24	FROST	44.587	75	SUROWIAK	41.527	8	29	BROWN	2:05.448	2:05.448	0.000
9	7	McCABE	39.385	55	DESSOY	44.605	2	BANNISTER	41.565	9	75	SUROWIAK	2:05.559	2:05.559	0.000
10	75	SUROWIAK	39.386	75	SUROWIAK	44.646	29	BROWN	41.643	10	2	BANNISTER	2:05.618	2:05.618	0.000
11	4	MOUNSEY	39.479	42	JOLLIFFE	44.688	23	STEPHENSON	41.744	11	66	HARRIS	2:06.080	2:06.237	0.157
12	65	ROWAN	39.486	64	EDMUNDS	44.689	65	ROWAN	41.820	12	23	STEPHENSON	2:06.144	2:06.144	0.000
13	99	WILLIS	39.489	61	MACKAY	44.734	66	HARRIS	41.852	13	99	WILLIS	2:06.211	2:06.491	0.280
14	23	STEPHENSON	39.505	8	DAVIDSON	44.759	19	McPHEE	41.863	14	55	DESSOY	2:06.306	2:06.306	0.000
15	19	McPHEE	39.521	2	BANNISTER	44.796	55	DESSOY	41.866	15	64	EDMUNDS	2:06.349	2:06.652	0.303
16	64	EDMUNDS	39.562	99	WILLIS	44.809	99	WILLIS	41.913	16	65	ROWAN	2:06.396	2:06.396	0.000
17	28	BARNES	39.775	66	HARRIS	44.859	61	MACKAY	41.919	17	19	McPHEE	2:06.450	2:06.450	0.000
18	55	DESSOY	39.835	23	STEPHENSON	44.895	8	DAVIDSON	41.961	18	8	DAVIDSON	2:06.586	2:06.748	0.162
19	8	DAVIDSON	39.866	19	McPHEE	45.066	64	EDMUNDS	42.098	19	61	MACKAY	2:06.611	2:06.611	0.000
20	61	MACKAY	39.958	65	ROWAN	45.090	42	JOLLIFFE	42.408	20	42	JOLLIFFE	2:07.178	2:07.902	0.724
21	42	JOLLIFFE	40.082	67	BOWES	45.261	88	PYLYPENKO	42.468	21	28	BARNES	2:07.771	2:07.771	0.000
22	67	BOWES	40.120	28	BARNES	45.306	67	BOWES	42.518	22	67	BOWES	2:07.899	2:07.899	0.000
23	71	GOODMAN	40.129	88	PYLYPENKO	45.477	28	BARNES	42.690	23	88	PYLYPENKO	2:08.493	2:08.493	0.000
24	33	BANISH	40.399	33	BANISH	45.702	33	BANISH	42.767	24	71	GOODMAN	2:08.831	2:08.831	0.000
25	88	PYLYPENKO	40.548	71	GOODMAN	45.883	71	GOODMAN	42.819	25	33	BANISH	2:08.868	2:08.868	0.000
26	76	HUNTINGFORD	40.734	76	HUNTINGFORD	45.925	76	HUNTINGFORD	42.915	26	76	HUNTINGFORD	2:09.574	2:09.574	0.000
27	11	JONES	41.249	11	JONES	46.977	11	JONES	43.693	27	11	JONES	2:11.919	2:12.140	0.221

**MCRCB BULLETIN TK310****2023 Bennetts British Superbike Championship - Round 5****2023 R&G British Talent Cup****WARM UP - BEST SPEEDS**

POS	INTERMEDIATE 1			INTERMEDIATE 2			FINISH LINE		
	NO	NAME	MPH	NO	NAME	MPH	NO	NAME	MPH
1	52	BELFORD	115.1	65	ROWAN	130.3	52	BELFORD	122.0
2	43	BRINTON	114.7	42	JOLLIFFE	130.3	64	EDMUNDS	122.0
3	24	FROST	114.3	52	BELFORD	129.8	66	HARRIS	121.1
4	4	MOUNSEY	114.1	66	HARRIS	129.8	75	SUROWIAK	120.2
5	66	HARRIS	113.9	48	WALKER	128.8	24	FROST	119.8
6	64	EDMUNDS	113.5	75	SUROWIAK	128.8	48	WALKER	119.8
7	67	BOWES	113.3	4	MOUNSEY	128.5	99	WILLIS	119.8
8	75	SUROWIAK	113.1	7	McCABE	128.3	65	ROWAN	119.6
9	65	ROWAN	113.1	67	BOWES	128.3	19	McPHEE	118.7
10	99	WILLIS	113.1	61	MACKAY	128.0	67	BOWES	118.7
11	48	WALKER	112.9	71	GOODMAN	127.8	42	JOLLIFFE	118.5
12	23	STEPHENSON	112.9	40	CORREA	127.5	4	MOUNSEY	118.3
13	40	CORREA	112.7	24	FROST	127.3	7	McCABE	118.1
14	8	DAVIDSON	112.7	29	BROWN	127.0	40	CORREA	117.7
15	2	BANNISTER	112.5	19	McPHEE	127.0	8	DAVIDSON	117.5
16	19	McPHEE	112.4	99	WILLIS	127.0	43	BRINTON	117.3
17	28	BARNES	112.4	28	BARNES	127.0	2	BANNISTER	116.9
18	61	MACKAY	112.2	43	BRINTON	126.8	23	STEPHENSON	116.9
19	42	JOLLIFFE	112.2	64	EDMUNDS	126.8	61	MACKAY	116.9
20	7	McCABE	112.0	8	DAVIDSON	126.6	71	GOODMAN	116.5
21	76	HUNTINGFORD	111.6	33	BANISH	126.6	33	BANISH	116.3
22	33	BANISH	111.4	2	BANNISTER	125.6	28	BARNES	115.9
23	29	BROWN	111.1	23	STEPHENSON	125.6	76	HUNTINGFORD	115.7
24	55	DESSOY	110.9	76	HUNTINGFORD	125.2	29	BROWN	115.1
25	88	PYLYPENKO	109.6	11	JONES	124.5	55	DESSOY	114.1
26	71	GOODMAN	108.0	88	PYLYPENKO	123.3	88	PYLYPENKO	113.7
27	11	JONES	107.8	55	DESSOY	123.1	11	JONES	112.5

# MCRCB BULLETIN TK311

## 2023 Bennetts British Superbike Championship - Round 5

### 2023 R&G British Talent Cup

#### WARM UP - STATISTICS

**Competitors Started** 27  
**Planned Start** 2023-07-09 @ 09:15:00.000  
**Actual Start** 2023-07-09 @ 09:15:01.656  
**Finish Time** 2023-07-09 @ 09:23:01.656  
**Track Length** 2.9689mi.  
**Total Laps** 107  
**Total Distance Covered** 317.6735mi.

#### Session Fastest Lap History

NO	NAME	LAP TIME	TIME OF DAY	LAP	VEHICLE
43	Amanuel BRINTON	<b>2:04.428</b>	09:19:22.288	2	Honda
43	Amanuel BRINTON	<b>2:03.749</b>	09:21:26.037	3	Honda
52	Evan BELFORD	<b>2:02.780</b>	09:21:30.850	3	Honda

#### Flag History

TYPE	TIME OF DAY
GREEN	09:15:01.656
FINISH	09:23:01.656

#### Flag Statistics

TYPE	COUNT	TOTAL LAPS	TOTAL TIME
Green	1	4	10:52.574
Red	0	0	0.000
Safety Car	0	0	0.000
FCY	0	0	0.000



**MCRCB BULLETIN TK312**

**2023 Bennetts British Superbike Championship - Round 5**

**2023 R&G British Talent Cup**

**WARM UP - SESSION NOTES**

No notes recorded in this session

# MCRCB BULLETIN TK313

## 2023 Bennetts British Superbike Championship - Round 5

### 2023 R&G British Talent Cup

#### WARM UP - WEATHER CONDITIONS

