

POS	NO	NAME	NAT	ENTRY	LAPS	TIME	GAP	DIFF	MPH	BEST	ON
1	52	Evan BELFORD	GBR	Honda - City Lifting / RS Racing	12	24:41.598			86.56	2:02.011	7
2	43	Amanuel BRINTON	GBR	Honda - Kovara Projects / RS Racing	12	24:49.535	7.937	7.937	86.10	2:02.863	5
3	40	Julian CORREA	USA	Honda - Microlise Cresswell Racing	12	24:53.818	12.220	4.283	85.85	2:03.555	12
4	7	Harley McCABE	GBR	Honda - McCabe Racing	12	24:53.819	12.221	0.001	85.85	2:03.420	5
5	4	Sullivan MOUNSEY	GBR	Honda - Wilson Racing / Maddison Media	12	24:55.058	13.460	1.239	85.78	2:03.504	4
6	23	Rhys STEPHENSON	GBR	Honda - Rocket Racing	12	24:57.549	15.951	2.491	85.64	2:03.795	9
7	24	Ryan FROST	GBR	Honda - Talentum Motorsport by Azure Notions	12	25:04.831	23.233	7.282	85.23	2:04.488	12
8	75	Filip SUROWIAK	POL	Honda - FS75 Racing / FAB Racing	12	25:04.973	23.375	0.142	85.22	2:04.208	10
9	29	Lucas BROWN	GBR	Honda - Amphibian Scaffolding / SP125 Racing	12	25:05.470	23.872	0.497	85.19	2:04.318	10
10	19	Scott McPHEE	GBR	Honda - SMP Racing	12	25:15.618	34.020	10.148	84.62	2:04.992	3
11	8	Alfie DAVIDSON	GBR	Honda - Banks Racing	12	25:15.722	34.124	0.104	84.61	2:05.177	3
12	66	Ronnie HARRIS	GBR	Honda - Kovara Projects / RS Racing	12	25:15.899	34.301	0.177	84.60	2:05.160	4
13	65	Alexander ROWAN	GBR	Honda - Mortimer Racing Victoria House Academy	12	25:21.239	39.641	5.340	84.31	2:05.351	7
14	42	Ben JOLLIFFE	GBR	Honda - Wilson Racing	12	25:21.279	39.681	0.040	84.30	2:04.456	10
15	48	Ollie WALKER	GBR	Honda - VisionTrack Racing Team	12	25:21.382	39.784	0.103	84.30	2:05.339	8
16	64	Clayton EDMUNDS	GBR	Honda - City Lifting / RS Racing	12	25:24.550	42.952	3.168	84.12	2:05.782	7
17	76	Charlie HUNTINGFORD	GBR	Honda - Opteven Mototechniks	12	25:26.542	44.944	1.992	84.01	2:05.497	10
18	61	Harrison MACKAY	GBR	Honda - Wilson Racing / HMR	12	25:28.785	47.187	2.243	83.89	2:05.851	12
19	28	Charlie BARNES	GBR	Honda - Talentum Motorsport by Azure Notions	12	25:31.374	49.776	2.589	83.75	2:06.026	9
20	67	George BOWES	GBR	Honda - Microlise Cresswell Racing	12	25:33.380	51.782	2.006	83.64	2:06.365	8
21	99	Peter WILLIS	GBR	Honda - Belfast Chauffeur Hire by WM-Racing	12	25:33.743	52.145	0.363	83.62	2:06.550	9
22	33	Eli BANISH	USA	Honda - VisionTrack Racing Team	12	25:53.192	1:11.594	19.449	82.57	2:07.747	12
23	11	Iwan JONES	GBR	Honda - Jones Brothers Racing Team	12	26:08.353	1:26.755	15.161	81.77	2:09.064	2
24	71	Daniel GOODMAN	GBR	Honda - VisionTrack Racing Team	12	26:15.596	1:33.998	7.243	81.40	2:07.569	2

NOT CLASSIFIED

DNF	55	Harrison DESOY	GBR	Honda - Microlise Cresswell Racing / Eastern Garag	10	20:45.567	2 Laps	2 Laps	85.80	2:03.536	5
DNF	2	Josh BANNISTER	GBR	Honda - Dunsley Heat Racing	9	19:04.330	3 Laps	1 Lap	84.06	2:04.949	8
DNF	88	Sviatoslav PYLYPENKO	UKR	Honda - Microlise Cresswell Racing	3	6:31.928	9 Laps	6 Laps	81.81	2:07.181	3

FASTEST LAP

52	Evan BELFORD	GBR	Honda - City Lifting / RS Racing	7	2:02.011	87.59 mph	140.97 kph
----	--------------	-----	----------------------------------	---	----------	-----------	------------

New Lap Record

Weather / Track : Cloudy / Dry

These results are provisional until the conclusion of any judicial and technical matters.

Race Distance: 12 Laps / 35.62 miles

Snetterton 300: 2.9689 miles

Date: 08/07/2023 Start: 14:50 Finish: 15:15

Race Director : Stuart Higgs S. Higgs Digitally Approved at 15:33 Saturday, 08 July 2023	Stewards :	Timekeeper : Richard Evans R. EVANS Digitally Approved at 15:31 Saturday, 08 July 2023
--	------------	--

Results can be found at www.britishsuperbike.com

Printed - 15:18 Saturday, 08 July 2023

MCRCB BULLETIN TK218

2023 Bennetts British Superbike Championship - Round 5

2023 R&G British Talent Cup

RACE 1 - LAP CHART

LAP 1 @ 14:53:05.443

NO	BEHIND	LAP TIME
43		2:09.676
40	0.281	2:09.957
55	0.497	2:10.173
52	0.533	2:10.209
4	0.811	2:10.487
7	1.215	2:10.891
23	1.227	2:10.903
29	2.059	2:11.735
75	2.133	2:11.809
24	2.398	2:12.074
19	3.254	2:12.930
8	3.492	2:13.168
66	3.657	2:13.333
61	4.351	2:14.027
42	4.838	2:14.514
65	4.881	2:14.557
2	4.988	2:14.664
64	5.432	2:15.108
48	5.555	2:15.231
76	5.560	2:15.236
99	6.543	2:16.219
28	7.081	2:16.757
88	7.456	2:17.132
67	7.499	2:17.175
11	8.662	2:18.338
71	8.827	2:18.503
33	8.945	2:18.621

LAP 2 @ 14:55:09.502

NO	BEHIND	LAP TIME
43		2:04.059
40	0.270	2:04.048
55	0.384	2:03.946
52	0.521	2:04.047
4	1.028	2:04.276
23	1.053	2:03.885
7	1.516	2:04.360
29	2.526	2:04.526
24	3.264	2:04.925
75	3.321	2:05.247
19	5.288	2:06.093
8	5.363	2:05.930
66	5.539	2:05.941
61	6.455	2:06.163
65	8.356	2:07.534
48	8.434	2:06.938
2	8.494	2:07.565
42	8.507	2:07.728
76	8.860	2:07.359
64	9.507	2:08.134
99	9.873	2:07.389
28	10.412	2:07.390
67	10.686	2:07.246
88	11.012	2:07.615
71	12.337	2:07.569
11	13.667	2:09.064
33	13.946	2:09.060

LAP 3 @ 14:57:13.243

NO	BEHIND	LAP TIME
43		2:03.741
40	0.241	2:03.712

52	0.312	2:03.532
55	0.739	2:04.096
23	1.157	2:03.845
4	1.204	2:03.917
7	1.347	2:03.572
29	3.737	2:04.952
24	4.165	2:04.642
75	4.874	2:05.294
19	6.539	2:04.992
8	6.799	2:05.177
66	7.055	2:05.257
61	8.959	2:06.245
48	11.226	2:06.533
65	11.466	2:06.851
2	11.471	2:06.718
76	11.631	2:06.512
42	11.719	2:06.953
64	12.303	2:06.537
99	13.066	2:06.934
28	13.500	2:06.829
67	13.728	2:06.783
88	14.452	2:07.181
71	16.258	2:07.662
33	19.455	2:09.250
11	19.788	2:09.862

LAP 4 @ 14:59:16.479

NO	BEHIND	LAP TIME
52		2:02.924
43	0.865	2:04.101
40	1.086	2:04.081
55	1.286	2:03.783
4	1.472	2:03.504
7	1.742	2:03.631
23	3.310	2:05.389
24	5.558	2:04.629
29	5.802	2:05.301
75	6.673	2:05.035
19	8.653	2:05.350
8	8.788	2:05.225
66	8.979	2:05.160
61	12.749	2:07.026
48	14.408	2:06.418
65	14.751	2:06.521
76	14.829	2:06.434
2	15.068	2:06.833
42	15.156	2:06.673
64	15.545	2:06.478
99	17.425	2:07.595
28	17.476	2:07.212
67	17.476	2:06.984
71	20.615	2:07.593
33	25.183	2:08.964
11	26.114	2:09.562

LAP 5 @ 15:01:18.868

NO	BEHIND	LAP TIME
52		2:02.389
43	1.339	2:02.863
40	2.385	2:03.688
55	2.433	2:03.536
4	2.761	2:03.678
7	2.773	2:03.420
23	5.059	2:04.138
24	8.087	2:04.918

29	8.260	2:04.847
75	9.428	2:05.144
19	12.374	2:06.110
8	12.465	2:06.066
66	12.617	2:06.027
61	17.518	2:07.158
48	17.749	2:05.730
76	18.245	2:05.805
65	18.531	2:06.169
2	18.754	2:06.075
42	18.765	2:05.998
64	19.274	2:06.118
28	22.092	2:07.005
99	22.243	2:07.207
67	22.640	2:07.553
71	26.094	2:07.868
33	31.736	2:08.942
11	33.641	2:09.916

LAP 6 @ 15:03:21.212

NO	BEHIND	LAP TIME
52		2:02.344
43	2.394	2:03.399
55	3.914	2:03.825
40	3.976	2:03.935
7	4.019	2:03.590
4	4.351	2:03.934
23	7.296	2:04.581
24	10.914	2:05.171
29	11.006	2:05.090
75	12.291	2:05.207
19	15.746	2:05.716
8	15.865	2:05.744
66	16.050	2:05.777
48	21.613	2:06.208
61	21.745	2:06.571
76	22.057	2:06.156
65	22.154	2:05.967
2	22.481	2:06.071
42	22.498	2:06.077
64	22.789	2:05.859
28	26.563	2:06.815
99	26.917	2:07.018
67	27.373	2:07.077
71	32.558	2:08.808
33	37.762	2:08.370
11	41.310	2:10.013

LAP 7 @ 15:05:23.223

NO	BEHIND	LAP TIME
52		2:02.011
43	3.572	2:03.189
40	5.856	2:03.891
7	5.864	2:03.856
55	6.180	2:04.277
4	6.425	2:04.085
23	9.391	2:04.106
24	14.037	2:05.134
29	14.137	2:05.142
75	15.153	2:04.873
19	20.203	2:06.468
8	20.257	2:06.403
66	20.367	2:06.328
48	25.202	2:05.600
65	25.494	2:05.351

61	25.624	2:05.890
2	26.109	2:05.639
76	26.137	2:06.091
42	26.294	2:05.807
64	26.560	2:05.782
28	31.161	2:06.609
99	31.649	2:06.743
67	32.001	2:06.639
71	39.307	2:08.760
33	44.767	2:09.016
11	49.334	2:10.035

LAP 8 @ 15:07:25.325

NO	BEHIND	LAP TIME
52		2:02.102
43	5.342	2:03.872
40	7.873	2:04.119
7	7.920	2:04.158
55	8.076	2:03.998
4	8.285	2:03.962
23	11.177	2:03.888
24	16.489	2:04.554
29	16.574	2:04.539
75	17.805	2:04.754
19	23.612	2:05.511
8	23.714	2:05.559
66	23.873	2:05.608
48	28.439	2:05.339
65	28.875	2:05.483
2	28.956	2:04.949
76	30.095	2:06.060
64	30.333	2:05.875
42	30.683	2:06.491
61	33.675	2:10.153
28	35.652	2:06.593
99	36.176	2:06.629
67	36.264	2:06.365
33	51.442	2:08.777
11	57.603	2:10.371
71	1:03.880	2:26.675

LAP 9 @ 15:09:27.842

NO	BEHIND	LAP TIME
52		2:02.517
43	6.468	2:03.643
55	9.393	2:03.834
40	9.431	2:04.075
7	9.518	2:04.115
4	9.585	2:03.817
23	12.455	2:03.795
24	18.913	2:04.941
29	19.075	2:05.018
75	19.814	2:04.526
19	27.097	2:06.002
8	27.228	2:06.031
66	27.358	2:06.002
48	31.479	2:05.557
65	32.105	2:05.747
2	32.255	2:05.816
64	33.727	2:05.911
42	33.919	2:05.753
76	34.121	2:06.543
61	38.573	2:07.415
28	39.161	2:06.026
99	40.209	2:06.550

67	40.322	2:06.575
33	57.122	2:08.197
11	1:05.146	2:10.060
71	1:11.935	2:10.572

LAP 10 @ 15:11:31.039

NO	BEHIND	LAP TIME
52		2:03.197
43	6.683	2:03.412
40	10.268	2:04.034
55	10.295	2:04.099
7	10.391	2:04.070
4	10.583	2:04.195
23	13.737	2:04.479
29	20.196	2:04.318
24	20.264	2:04.548
75	20.825	2:04.208
19	29.483	2:05.583
66	29.626	2:05.465
8	29.737	2:05.706
48	33.818	2:05.536
65	34.495	2:05.587
42	35.178	2:04.456
76	36.421	2:05.497
64	36.729	2:06.199
61	41.543	2:06.167
28	41.996	2:06.032
99	43.621	2:06.609
67	43.843	2:06.718
33	1:01.790	2:07.865
11	1:12.846	2:10.897
71	1:18.590	2:09.852

LAP 11 @ 15:13:34.078

NO	BEHIND	LAP TIME
52		2:03.039
43	7.311	2:03.667
40	11.952	2:04.723
4	11.956	2:04.412
7	12.013	2:04.661
23	14.836	2:04.138
24	22.032	2:04.807
75	22.355	2:04.569
29	22.487	2:05.330
19	31.825	2:05.381
8	31.892	2:05.194
66	32.008	2:05.421
48	36.689	2:05.910
65	37.230	2:05.774
42	37.513	2:05.374
76	39.637	2:06.255
64	39.827	2:06.137
61	44.623	2:06.119
28	45.101	2:06.144
99	48.113	2:07.531
67	48.209	2:07.405
33	1:07.134	2:08.383
11	1:19.825	2:10.018
71	1:25.698	2:10.147

LAP 12 @ 15:15:37.365

NO	BEHIND	LAP TIME
52		2:03.287
43	7.937	2:03.913

MCRCB BULLETIN TK218

2023 Bennetts British Superbike Championship - Round 5

2023 R&G British Talent Cup

RACE 1 - LAP CHART

40	12.220	2:03.555
7	12.221	2:03.495
4	13.460	2:04.791
23	15.951	2:04.402
24	23.233	2:04.488
75	23.375	2:04.307
29	23.872	2:04.672
19	34.020	2:05.482
8	34.124	2:05.519
66	34.301	2:05.580
65	39.641	2:05.698
42	39.681	2:05.455
48	39.784	2:06.382
64	42.952	2:06.412
76	44.944	2:08.594
61	47.187	2:05.851
28	49.776	2:07.962
67	51.782	2:06.860
99	52.145	2:07.319
33	1:11.594	2:07.747
11	1:26.755	2:10.217
71	1:33.998	2:11.587

MCRCB BULLETIN TK219

2023 Bennetts British Superbike Championship - Round 5

2023 R&G British Talent Cup

RACE 1 - POSITION CHART

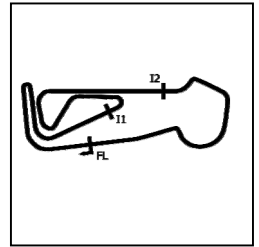
No	Name	Lap												
		Pos	1	2	3	4	5	6	7	8	9	10	11	12
52	BELFORD	1	43	43	43	52	52	52	52	52	52	52	52	52
43	BRINTON	2	40	40	40	43	43	43	43	43	43	43	43	43
40	CORREA	3	55	55	52	40	40	55	40	40	55	40	40	40
55	DESSOY	4	52	52	55	55	55	40	7	7	40	55	4	7
4	MOUNSEY	5	4	4	23	4	4	7	55	55	7	7	7	4
7	McCABE	6	7	23	4	7	7	4	4	4	4	4	23	23
23	STEPHENSON	7	23	7	7	23	23	23	23	23	23	23	24	24
19	McPHEE	8	29	29	29	24	24	24	24	24	24	29	75	75
75	SUROWIAK	9	75	24	24	29	29	29	29	29	29	24	29	29
29	BROWN	10	24	75	75	75	75	75	75	75	75	75	19	19
66	HARRIS	11	19	19	19	19	19	19	19	19	19	19	8	8
24	FROST	12	8	8	8	8	8	8	8	8	8	66	66	66
8	DAVIDSON	13	66	66	66	66	66	66	66	66	66	8	48	65
42	JOLLIFFE	14	61	61	61	61	61	48	48	48	48	48	65	42
61	MACKAY	15	42	65	48	48	48	61	65	65	65	65	42	48
76	HUNTINGFORD	16	65	48	65	65	76	76	61	2	2	42	76	64
48	WALKER	17	2	2	2	76	65	65	2	76	64	76	64	76
64	EDMUNDS	18	64	42	76	2	2	2	76	64	42	64	61	61
65	ROWAN	19	48	76	42	42	42	42	42	42	76	61	28	28
2	BANNISTER	20	76	64	64	64	64	64	64	61	61	28	99	67
99	WILLIS	21	99	99	99	99	28	28	28	28	28	99	67	99
88	PYLYPENKO	22	28	28	28	28	99	99	99	99	99	67	33	33
71	GOODMAN	23	88	67	67	67	67	67	67	67	67	33	11	11
28	BARNES	24	67	88	88	71	71	71	71	33	33	11	71	71
67	BOWES	25	11	71	71	33	33	33	33	11	11	71		
33	BANISH	26	71	11	33	11	11	11	11	71	71			
11	JONES	27	33	33	11									

MCRCB BULLETIN TK220

2023 Bennetts British Superbike Championship - Round 5

2023 R&G British Talent Cup

RACE 1 - SECTOR ANALYSIS



SECTOR 1 = FL to I1, SECTOR 2 = I1 to I2, SECTOR 3 = I2 to FL, DIFF = Difference To Personal Best Lap, P = Crossed Finish Line in Pit Lane, D = Time Disallowed

P1 52		Evan BELFORD					Honda - City Lifting / RS Racing			
IDEAL LAP TIME : 2:01.948		BEST LAP TIME : 2:02.011			DIFFERENCE : 0.063					
LAP	SECTOR 1	SECTOR 2	SECTOR 3	LAP TIME	MPH	DIFF	TIME OF DAY			
1 -		113.5	44.312	129.0	41.350	119.4	2:10.209	82.08	8.198	14:53:05.976
2 -	38.881	115.1	44.003	127.5	41.163	118.7	2:04.047	86.16	2.036	14:55:10.023
3 -	38.818	111.8	44.118	129.0	40.596	118.1	2:03.532	86.52	1.521	14:57:13.555
4 -	38.753	112.4	43.708	127.5	40.463	114.7	2:02.924	86.94	0.913	14:59:16.479
5 -	38.559	111.8	43.461	127.3	40.369	114.5	2:02.389	87.32	0.378	15:01:18.868
6 -	38.459	112.2	43.625	127.5	40.260	115.1	2:02.344 (3)	87.36	0.333	15:03:21.212
7 -	38.282	111.4	43.510	127.3	40.219	114.9	2:02.011 (1)	87.59		15:05:23.223
8 -	38.336	110.7	43.447	127.3	40.319	114.9	2:02.102 (2)	87.53	0.091	15:07:25.325
9 -	38.404	111.2	43.597	127.3	40.516	115.3	2:02.517	87.23	0.506	15:09:27.842
10 -	39.201	112.0	43.555	126.8	40.441	115.7	2:03.197	86.75	1.186	15:11:31.039
11 -	38.638	111.4	43.812	126.8	40.589	115.3	2:03.039	86.86	1.028	15:13:34.078
12 -	38.624	111.4	43.769	126.8	40.894	96.4	2:03.287	86.69	1.276	15:15:37.365

P2 43		Amanuel BRINTON					Honda - Kovara Projects / RS Racing			
IDEAL LAP TIME : 2:02.863		BEST LAP TIME : 2:02.863			DIFFERENCE : 0.000					
LAP	SECTOR 1	SECTOR 2	SECTOR 3	LAP TIME	MPH	DIFF	TIME OF DAY			
1 -		112.4	44.267	127.0	41.045	115.1	2:09.676	82.42	6.813	14:53:05.443
2 -	39.021	113.5	43.991	127.8	41.047	115.3	2:04.059	86.15	1.196	14:55:09.502
3 -	38.897	113.1	44.020	127.5	40.824	114.9	2:03.741	86.37	0.878	14:57:13.243
4 -	39.338	111.2	43.944	129.0	40.819	116.1	2:04.101	86.12	1.238	14:59:17.344
5 -	38.597	113.7	43.624	128.8	40.642	115.5	2:02.863 (1)	86.99		15:01:20.207
6 -	38.866	114.1	43.787	128.3	40.746	115.7	2:03.399 (3)	86.61	0.536	15:03:23.606
7 -	38.693	113.1	43.788	127.8	40.708	115.5	2:03.189 (2)	86.76	0.326	15:05:26.795
8 -	38.687	112.9	44.067	128.0	41.118	115.3	2:03.872	86.28	1.009	15:07:30.667
9 -	38.969	112.4	43.923	127.3	40.751	115.9	2:03.643	86.44	0.780	15:09:34.310
10 -	38.657	112.7	43.891	127.3	40.864	115.5	2:03.412	86.60	0.549	15:11:37.722
11 -	38.893	112.5	43.746	126.8	41.028	115.3	2:03.667	86.42	0.804	15:13:41.389
12 -	38.915	112.4	43.823	126.8	41.175	104.3	2:03.913	86.25	1.050	15:15:45.302

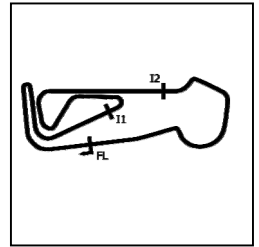
P3 40		Julian CORREA					Honda - Microlise Cresswell Racing			
IDEAL LAP TIME : 2:03.163		BEST LAP TIME : 2:03.555			DIFFERENCE : 0.392					
LAP	SECTOR 1	SECTOR 2	SECTOR 3	LAP TIME	MPH	DIFF	TIME OF DAY			
1 -		112.7	44.113	128.0	41.345	116.5	2:09.957	82.24	6.402	14:53:05.724
2 -	39.080	113.3	43.831	128.5	41.137	116.9	2:04.048	86.16	0.493	14:55:09.772
3 -	38.897	111.4	43.936	128.3	40.879	115.7	2:03.712 (3)	86.39	0.157	14:57:13.484
4 -	39.115	112.2	43.936	128.0	41.030	117.3	2:04.081	86.13	0.526	14:59:17.565
5 -	38.831	113.7	43.721	127.5	41.136	116.1	2:03.688 (2)	86.41	0.133	15:01:21.253
6 -	39.010	113.1	44.010	128.3	40.915	118.9	2:03.935	86.23	0.380	15:03:25.188
7 -	38.931	112.7	43.986	127.3	40.974	115.5	2:03.891	86.27	0.336	15:05:29.079
8 -	39.257	112.4	43.823	128.0	41.039	115.9	2:04.119	86.11	0.564	15:07:33.198
9 -	39.150	111.4	43.896	125.9	41.029	119.6	2:04.075	86.14	0.520	15:09:37.273
10 -	39.029	111.6	43.930	126.6	41.075	117.7	2:04.034	86.17	0.479	15:11:41.307
11 -	39.155	110.5	44.181	127.5	41.387	115.7	2:04.723	85.69	1.168	15:13:46.030
12 -	39.223	113.1	43.619	128.3	40.713	118.7	2:03.555 (1)	86.50		15:15:49.585

MCRCB BULLETIN TK220

2023 Bennetts British Superbike Championship - Round 5

2023 R&G British Talent Cup

RACE 1 - SECTOR ANALYSIS



SECTOR 1 = FL to I1, SECTOR 2 = I1 to I2, SECTOR 3 = I2 to FL, DIFF = Difference To Personal Best Lap, P = Crossed Finish Line in Pit Lane, D = Time Disallowed

P4		7		Harley McCABE		Honda - McCabe Racing					
IDEAL LAP TIME : 2:03.085		BEST LAP TIME : 2:03.420		DIFFERENCE : 0.335							
LAP	SECTOR 1		SECTOR 2		SECTOR 3		LAP TIME	MPH	DIFF	TIME OF DAY	
1 -		109.2	44.207	127.0	41.603	116.1	2:10.891	81.65	7.471	14:53:06.658	
2 -	39.151	108.0	44.134	126.3	41.075	116.1	2:04.360	85.94	0.940	14:55:11.018	
3 -	38.762	111.2	43.926	127.5	40.884	118.1	2:03.572 (3)	86.49	0.152	14:57:14.590	
4 -	38.959	109.1	43.613	127.0	41.059	116.7	2:03.631	86.45	0.211	14:59:18.221	
5 -	38.602	115.1	43.802	127.5	41.016	116.9	2:03.420 (1)	86.59		15:01:21.641	
6 -	38.938	114.5	43.769	126.6	40.883	119.4	2:03.590	86.48	0.170	15:03:25.231	
7 -	38.717	112.0	44.179	127.8	40.960	116.3	2:03.856	86.29	0.436	15:05:29.087	
8 -	39.308	111.2	43.825	126.6	41.025	115.5	2:04.158	86.08	0.738	15:07:33.245	
9 -	39.253	110.0	43.785	125.6	41.077	119.1	2:04.115	86.11	0.695	15:09:37.360	
10 -	39.103	112.0	43.824	125.4	41.143	118.1	2:04.070	86.14	0.650	15:11:41.430	
11 -	39.150	111.6	44.056	125.6	41.455	117.3	2:04.661	85.73	1.241	15:13:46.091	
12 -	38.908	112.0	43.717	126.8	40.870	115.3	2:03.495 (2)	86.54	0.075	15:15:49.586	

P5		4		Sullivan MOUNSEY		Honda - Wilson Racing / Maddison Media					
IDEAL LAP TIME : 2:03.354		BEST LAP TIME : 2:03.504		DIFFERENCE : 0.150							
LAP	SECTOR 1		SECTOR 2		SECTOR 3		LAP TIME	MPH	DIFF	TIME OF DAY	
1 -		111.2	44.250	129.3	41.234	118.3	2:10.487	81.90	6.983	14:53:06.254	
2 -	39.195	113.9	44.034	129.3	41.047	117.3	2:04.276	86.00	0.772	14:55:10.530	
3 -	38.944	113.3	44.019	130.8	40.954	117.5	2:03.917	86.25	0.413	14:57:14.447	
4 -	38.896	112.4	43.699	129.5	40.909	117.9	2:03.504 (1)	86.54		14:59:17.951	
5 -	38.827	114.9	43.821	129.8	41.030	116.7	2:03.678 (2)	86.41	0.174	15:01:21.629	
6 -	38.920	114.5	44.122	129.8	40.892	117.7	2:03.934	86.24	0.430	15:03:25.563	
7 -	38.763	114.3	43.948	129.5	41.374	118.1	2:04.085	86.13	0.581	15:05:29.648	
8 -	39.031	113.9	43.982	130.3	40.949	118.5	2:03.962	86.22	0.458	15:07:33.610	
9 -	39.060	112.2	43.803	131.0	40.954	120.6	2:03.817 (3)	86.32	0.313	15:09:37.427	
10 -	39.354	113.1	43.779	129.8	41.062	119.4	2:04.195	86.05	0.691	15:11:41.622	
11 -	39.130	113.7	43.898	129.5	41.384	116.1	2:04.412	85.90	0.908	15:13:46.034	
12 -	39.675	112.5	43.994	127.8	41.122	116.3	2:04.791	85.64	1.287	15:15:50.825	

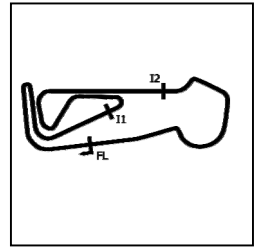
P6		23		Rhys STEPHENSON		Honda - Rocket Racing					
IDEAL LAP TIME : 2:03.557		BEST LAP TIME : 2:03.795		DIFFERENCE : 0.238							
LAP	SECTOR 1		SECTOR 2		SECTOR 3		LAP TIME	MPH	DIFF	TIME OF DAY	
1 -		113.7	44.241	128.8	41.286	118.3	2:10.903	81.64	7.108	14:53:06.670	
2 -	38.887	111.8	44.033	128.3	40.965	119.8	2:03.885 (3)	86.27	0.090	14:55:10.555	
3 -	38.793	112.7	44.024	127.5	41.028	115.1	2:03.845 (2)	86.30	0.050	14:57:14.400	
4 -	39.303	111.2	44.935	127.5	41.151	114.9	2:05.389	85.23	1.594	14:59:19.789	
5 -	39.071	112.9	43.846	127.8	41.221	115.1	2:04.138	86.09	0.343	15:01:23.927	
6 -	39.033	112.7	44.279	127.0	41.269	114.7	2:04.581	85.79	0.786	15:03:28.508	
7 -	38.889	112.2	44.021	126.6	41.196	114.5	2:04.106	86.12	0.311	15:05:32.614	
8 -	38.885	112.2	43.942	127.5	41.061	115.1	2:03.888	86.27	0.093	15:07:36.502	
9 -	38.846	111.8	43.886	127.3	41.063	115.5	2:03.795 (1)	86.33		15:09:40.297	
10 -	38.746	112.0	44.138	126.8	41.595	115.7	2:04.479	85.86	0.684	15:11:44.776	
11 -	38.791	112.9	44.114	126.1	41.233	115.5	2:04.138	86.09	0.343	15:13:48.914	
12 -	38.789	112.0	43.988	126.3	41.625	113.7	2:04.402	85.91	0.607	15:15:53.316	

MCRCB BULLETIN TK220

2023 Bennetts British Superbike Championship - Round 5

2023 R&G British Talent Cup

RACE 1 - SECTOR ANALYSIS



SECTOR 1 = FL to I1, SECTOR 2 = I1 to I2, SECTOR 3 = I2 to FL, DIFF = Difference To Personal Best Lap, P = Crossed Finish Line in Pit Lane, D = Time Disallowed

P7 24		Ryan FROST					Honda - Talentum Motorsport by Azure Notions				
IDEAL LAP TIME : 2:04.295		BEST LAP TIME : 2:04.488					DIFFERENCE : 0.193				
LAP	SECTOR 1	SECTOR 2		SECTOR 3		LAP TIME	MPH	DIFF	TIME OF DAY		
1 -		113.1	44.423	125.9	41.669	116.5	2:12.074	80.92	7.586	14:53:07.841	
2 -	39.349	112.2	44.228	126.6	41.348	114.9	2:04.925	85.55	0.437	14:55:12.766	
3 -	39.197	111.8	44.186	126.8	41.259	115.3	2:04.642	85.75	0.154	14:57:17.408	
4 -	39.057	110.7	44.038	127.5	41.534	113.5	2:04.629	85.75	0.141	14:59:22.037	
5 -	39.143	110.7	44.190	126.1	41.585	112.9	2:04.918	85.56	0.430	15:01:26.955	
6 -	39.211	110.9	44.301	126.3	41.659	113.5	2:05.171	85.38	0.683	15:03:32.126	
7 -	39.357	111.4	44.370	125.6	41.407	114.5	2:05.134	85.41	0.646	15:05:37.260	
8 -	39.127	110.0	44.068	123.5	41.359	113.1	2:04.554 (3)	85.81	0.066	15:07:41.814	
9 -	39.049	109.2	44.328	124.2	41.564	113.5	2:04.941	85.54	0.453	15:09:46.755	
10 -	39.244	109.2	44.096	124.2	41.208	116.5	2:04.548 (2)	85.81	0.060	15:11:51.303	
11 -	39.074	109.8	44.189	125.2	41.544	112.9	2:04.807	85.63	0.319	15:13:56.110	
12 -	39.073	110.1	44.150	124.5	41.265	113.5	2:04.488 (1)	85.85		15:16:00.598	

P8 75		Filip SUROWIAK					Honda - FS75 Racing / FAB Racing				
IDEAL LAP TIME : 2:03.943		BEST LAP TIME : 2:04.208					DIFFERENCE : 0.265				
LAP	SECTOR 1	SECTOR 2		SECTOR 3		LAP TIME	MPH	DIFF	TIME OF DAY		
1 -		111.8	44.653	128.3	41.480	117.3	2:11.809	81.08	7.601	14:53:07.576	
2 -	39.690	111.4	44.327	128.5	41.230	117.7	2:05.247	85.33	1.039	14:55:12.823	
3 -	39.448	112.9	43.948	128.3	41.898	114.7	2:05.294	85.30	1.086	14:57:18.117	
4 -	39.370	112.4	44.182	127.5	41.483	115.7	2:05.035	85.48	0.827	14:59:23.152	
5 -	39.363	112.7	44.206	128.3	41.575	114.1	2:05.144	85.40	0.936	15:01:28.296	
6 -	39.445	111.6	44.315	127.3	41.447	114.9	2:05.207	85.36	0.999	15:03:33.503	
7 -	39.231	111.4	44.173	127.8	41.469	115.3	2:04.873	85.59	0.665	15:05:38.376	
8 -	39.331	111.6	43.999	127.5	41.424	115.3	2:04.754	85.67	0.546	15:07:43.130	
9 -	39.142	111.2	44.048	128.0	41.336	116.3	2:04.526 (3)	85.83	0.318	15:09:47.656	
10 -	38.955	111.4	43.973	128.3	41.280	117.1	2:04.208 (1)	86.04		15:11:51.864	
11 -	38.982	110.5	43.967	127.8	41.620	114.3	2:04.569	85.80	0.361	15:13:56.433	
12 -	39.264	111.4	44.003	126.6	41.040	116.5	2:04.307 (2)	85.98	0.099	15:16:00.740	

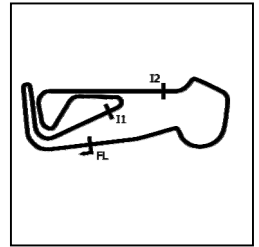
P9 29		Lucas BROWN					Honda - Amphibian Scaffolding / SP125 Racing				
IDEAL LAP TIME : 2:04.079		BEST LAP TIME : 2:04.318					DIFFERENCE : 0.239				
LAP	SECTOR 1	SECTOR 2		SECTOR 3		LAP TIME	MPH	DIFF	TIME OF DAY		
1 -		110.1	44.492	125.9	41.368	112.9	2:11.735	81.13	7.417	14:53:07.502	
2 -	39.062	111.1	44.286	124.9	41.178	112.2	2:04.526 (2)	85.83	0.208	14:55:12.028	
3 -	39.315	110.3	44.282	124.5	41.355	112.4	2:04.952	85.53	0.634	14:57:16.980	
4 -	39.652	110.1	44.055	127.0	41.594	113.7	2:05.301	85.29	0.983	14:59:22.281	
5 -	39.194	110.9	43.946	125.6	41.707	113.7	2:04.847	85.60	0.529	15:01:27.128	
6 -	39.291	110.1	44.094	127.8	41.705	114.9	2:05.090	85.44	0.772	15:03:32.218	
7 -	39.255	109.8	44.412	128.0	41.475	112.7	2:05.142	85.40	0.824	15:05:37.360	
8 -	39.195	110.9	43.889	125.4	41.455	112.0	2:04.539 (3)	85.82	0.221	15:07:41.899	
9 -	39.355	109.1	44.090	125.4	41.573	114.7	2:05.018	85.49	0.700	15:09:46.917	
10 -	39.202	110.3	43.988	124.9	41.128	112.2	2:04.318 (1)	85.97		15:11:51.235	
11 -	39.678	106.1	44.350	125.2	41.302	112.7	2:05.330	85.27	1.012	15:13:56.565	
12 -	39.280	109.8	43.947	127.8	41.445	111.4	2:04.672	85.72	0.354	15:16:01.237	

MCRCB BULLETIN TK220

2023 Bennetts British Superbike Championship - Round 5

2023 R&G British Talent Cup

RACE 1 - SECTOR ANALYSIS



SECTOR 1 = FL to I1, SECTOR 2 = I1 to I2, SECTOR 3 = I2 to FL, DIFF = Difference To Personal Best Lap, P = Crossed Finish Line in Pit Lane, D = Time Disallowed

P10 19		Scott McPHEE			Honda - SMP Racing					
IDEAL LAP TIME : 2:04.865		BEST LAP TIME : 2:04.992			DIFFERENCE : 0.127					
LAP	SECTOR 1	SECTOR 2	SECTOR 3	LAP TIME	MPH	DIFF	TIME OF DAY			
1 -		113.1	44.805	129.5	41.773	117.3	2:12.930	80.40	7.938	14:53:08.697
2 -	39.840	113.5	44.644	128.5	41.609	116.5	2:06.093	84.76	1.101	14:55:14.790
3 -	39.344	112.5	44.223	129.3	41.425	115.7	2:04.992 (1)	85.51		14:57:19.782
4 -	39.217	112.7	44.404	128.5	41.729	115.5	2:05.350 (2)	85.26	0.358	14:59:25.132
5 -	39.581	112.7	44.619	128.5	41.910	116.5	2:06.110	84.75	1.118	15:01:31.242
6 -	39.647	112.2	44.325	128.3	41.744	114.9	2:05.716	85.01	0.724	15:03:36.958
7 -	39.984	111.2	44.689	128.8	41.795	116.3	2:06.468	84.51	1.476	15:05:43.426
8 -	39.494	111.1	44.458	127.5	41.559	114.9	2:05.511	85.15	0.519	15:07:48.937
9 -	39.760	110.5	44.476	127.3	41.766	115.9	2:06.002	84.82	1.010	15:09:54.939
10 -	39.474	110.7	44.452	126.1	41.657	115.7	2:05.583	85.10	0.591	15:12:00.522
11 -	39.314	111.4	44.489	125.9	41.578	115.5	2:05.381 (3)	85.24	0.389	15:14:05.903
12 -	39.547	111.1	44.373	127.5	41.562	115.1	2:05.482	85.17	0.490	15:16:11.385

P11 8		Alfie DAVIDSON			Honda - Banks Racing					
IDEAL LAP TIME : 2:04.871		BEST LAP TIME : 2:05.177			DIFFERENCE : 0.306					
LAP	SECTOR 1	SECTOR 2	SECTOR 3	LAP TIME	MPH	DIFF	TIME OF DAY			
1 -		111.1	45.001	127.0	41.649	115.7	2:13.168	80.25	7.991	14:53:08.935
2 -	39.415	111.1	44.473	126.1	42.042	116.1	2:05.930	84.87	0.753	14:55:14.865
3 -	39.358	110.0	44.205	129.0	41.614	114.5	2:05.177 (1)	85.38		14:57:20.042
4 -	39.208	111.4	44.299	129.0	41.718	115.7	2:05.225 (3)	85.35	0.048	14:59:25.267
5 -	39.520	111.2	44.465	124.5	42.081	110.0	2:06.066	84.78	0.889	15:01:31.333
6 -	39.752	112.0	44.287	127.5	41.705	114.1	2:05.744	84.99	0.567	15:03:37.077
7 -	39.754	110.1	44.338	124.0	42.311	110.0	2:06.403	84.55	1.226	15:05:43.480
8 -	39.558	110.5	44.457	126.6	41.544	115.9	2:05.559	85.12	0.382	15:07:49.039
9 -	39.757	110.0	44.533	124.0	41.741	113.3	2:06.031	84.80	0.854	15:09:55.070
10 -	39.520	109.1	44.444	126.1	41.742	117.3	2:05.706	85.02	0.529	15:12:00.776
11 -	39.324	109.6	44.412	126.3	41.458	114.9	2:05.194 (2)	85.37	0.017	15:14:05.970
12 -	39.550	109.6	44.441	123.8	41.528	115.1	2:05.519	85.15	0.342	15:16:11.489

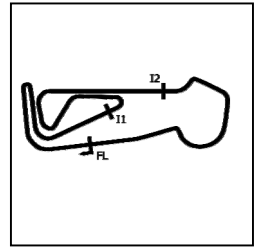
P12 66		Ronnie HARRIS			Honda - Kovara Projects / RS Racing					
IDEAL LAP TIME : 2:04.488		BEST LAP TIME : 2:05.160			DIFFERENCE : 0.672					
LAP	SECTOR 1	SECTOR 2	SECTOR 3	LAP TIME	MPH	DIFF	TIME OF DAY			
1 -		110.9	45.004	127.5	41.891	118.9	2:13.333	80.16	8.173	14:53:09.100
2 -	39.602	112.5	44.642	127.0	41.697	118.5	2:05.941	84.86	0.781	14:55:15.041
3 -	39.420	113.5	44.168	127.0	41.669	118.3	2:05.257 (2)	85.32	0.097	14:57:20.298
4 -	38.960	114.5	44.382	127.8	41.818	118.3	2:05.160 (1)	85.39		14:59:25.458
5 -	39.470	111.1	44.580	126.6	41.977	117.9	2:06.027	84.80	0.867	15:01:31.485
6 -	39.456	113.7	44.443	128.0	41.878	117.3	2:05.777	84.97	0.617	15:03:37.262
7 -	39.810	112.2	44.671	126.6	41.847	117.5	2:06.328	84.60	1.168	15:05:43.590
8 -	39.619	112.4	44.375	125.9	41.614	118.5	2:05.608	85.09	0.448	15:07:49.198
9 -	39.697	111.2	44.424	127.3	41.881	118.7	2:06.002	84.82	0.842	15:09:55.200
10 -	39.296	112.4	44.504	126.3	41.665	118.1	2:05.465	85.18	0.305	15:12:00.665
11 -	39.585	108.2	44.476	127.3	41.360	118.7	2:05.421 (3)	85.21	0.261	15:14:06.086
12 -	39.559	107.7	44.442	127.3	41.579	117.7	2:05.580	85.10	0.420	15:16:11.666

MCRCB BULLETIN TK220

2023 Bennetts British Superbike Championship - Round 5

2023 R&G British Talent Cup

RACE 1 - SECTOR ANALYSIS



SECTOR 1 = FL to I1, SECTOR 2 = I1 to I2, SECTOR 3 = I2 to FL, DIFF = Difference To Personal Best Lap, P = Crossed Finish Line in Pit Lane, D = Time Disallowed

P13 65		Alexander ROWAN					Honda - Mortimer Racing Victoria House Academy					
IDEAL LAP TIME : 2:04.913		BEST LAP TIME : 2:05.351			DIFFERENCE : 0.438							
LAP	SECTOR 1	SECTOR 2	SECTOR 3	LAP TIME	MPH	DIFF	TIME OF DAY					
1 -		113.5	44.932	132.3	42.364	118.5	2:14.557	79.43	9.206	14:53:10.324		
2 -	40.133	112.0	45.115	127.5	42.286	115.1	2:07.534	83.80	2.183	14:55:17.858		
3 -	39.809	112.7	44.841	128.0	42.201	117.5	2:06.851	84.25	1.500	14:57:24.709		
4 -	39.920	111.8	44.703	125.9	41.898	115.5	2:06.521	84.47	1.170	14:59:31.230		
5 -	39.768	112.7	44.684	130.3	41.717	116.9	2:06.169	84.71	0.818	15:01:37.399		
6 -	39.659	113.5	44.491	125.4	41.817	118.7	2:05.967	84.84	0.616	15:03:43.366		
7 -	39.362	112.2	44.436	129.8	41.553	114.7	2:05.351 (1)	85.26		15:05:48.717		
8 -	39.708	113.9	44.186	127.5	41.589	115.3	2:05.483 (2)	85.17	0.132	15:07:54.200		
9 -	39.261	112.7	44.803	127.3	41.683	115.7	2:05.747	84.99	0.396	15:09:59.947		
10 -	39.543	112.0	44.578	128.3	41.466	115.5	2:05.587 (3)	85.10	0.236	15:12:05.534		
11 -	39.489	112.0	44.649	127.5	41.636	115.1	2:05.774	84.97	0.423	15:14:11.308		
12 -	39.300	112.9	44.391	127.5	42.007	115.3	2:05.698	85.02	0.347	15:16:17.006		

P14 42		Ben JOLLIFFE					Honda - Wilson Racing					
IDEAL LAP TIME : 2:04.456		BEST LAP TIME : 2:04.456			DIFFERENCE : 0.000							
LAP	SECTOR 1	SECTOR 2	SECTOR 3	LAP TIME	MPH	DIFF	TIME OF DAY					
1 -		112.5	45.367	126.8	42.378	116.3	2:14.514	79.45	10.058	14:53:10.281		
2 -	40.244	110.1	45.096	125.9	42.388	118.3	2:07.728	83.67	3.272	14:55:18.009		
3 -	40.060	108.4	44.962	125.9	41.931	118.7	2:06.953	84.18	2.497	14:57:24.962		
4 -	39.800	109.2	45.138	127.0	41.735	118.9	2:06.673	84.37	2.217	14:59:31.635		
5 -	39.586	108.5	44.741	126.6	41.671	117.1	2:05.998	84.82	1.542	15:01:37.633		
6 -	39.525	113.5	44.650	126.3	41.902	117.7	2:06.077	84.77	1.621	15:03:43.710		
7 -	39.286	113.3	44.666	125.2	41.855	116.5	2:05.807	84.95	1.351	15:05:49.517		
8 -	39.702	110.5	44.629	124.7	42.160	116.9	2:06.491	84.49	2.035	15:07:56.008		
9 -	39.348	112.9	44.469	126.1	41.936	117.1	2:05.753	84.99	1.297	15:10:01.761		
10 -	38.955	112.4	44.037	125.2	41.464	115.5	2:04.456 (1)	85.87		15:12:06.217		
11 -	39.168	111.4	44.558	126.3	41.648	116.1	2:05.374 (2)	85.24	0.918	15:14:11.591		
12 -	39.133	114.1	44.566	126.8	41.756	116.9	2:05.455 (3)	85.19	0.999	15:16:17.046		

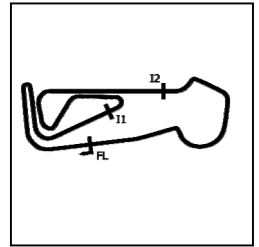
P15 48		Ollie WALKER					Honda - VisionTrack Racing Team					
IDEAL LAP TIME : 2:05.339		BEST LAP TIME : 2:05.339			DIFFERENCE : 0.000							
LAP	SECTOR 1	SECTOR 2	SECTOR 3	LAP TIME	MPH	DIFF	TIME OF DAY					
1 -		110.5	45.331	128.8	42.116	117.5	2:15.231	79.03	9.892	14:53:10.998		
2 -	39.643	110.1	45.055	127.5	42.240	117.3	2:06.938	84.19	1.599	14:55:17.936		
3 -	39.800	112.0	44.798	127.3	41.935	114.5	2:06.533	84.46	1.194	14:57:24.469		
4 -	40.238	110.9	44.599	127.8	41.581	114.7	2:06.418	84.54	1.079	14:59:30.887		
5 -	39.588	111.4	44.604	127.8	41.538	116.5	2:05.730	85.00	0.391	15:01:36.617		
6 -	39.984	110.3	44.595	126.6	41.629	114.9	2:06.208	84.68	0.869	15:03:42.825		
7 -	39.471	110.5	44.590	126.8	41.539	115.1	2:05.600	85.09	0.261	15:05:48.425		
8 -	39.414	110.7	44.406	127.0	41.519	115.1	2:05.339 (1)	85.27		15:07:53.764		
9 -	39.482	109.8	44.505	127.0	41.570	115.7	2:05.557 (3)	85.12	0.218	15:09:59.321		
10 -	39.472	110.7	44.523	126.8	41.541	115.5	2:05.536 (2)	85.13	0.197	15:12:04.857		
11 -	39.644	110.1	44.645	126.1	41.621	114.9	2:05.910	84.88	0.571	15:14:10.767		
12 -	39.600	110.7	44.628	127.0	42.154	118.1	2:06.382	84.56	1.043	15:16:17.149		

MCRCB BULLETIN TK220

2023 Bennetts British Superbike Championship - Round 5

2023 R&G British Talent Cup

RACE 1 - SECTOR ANALYSIS



SECTOR 1 = FL to I1, SECTOR 2 = I1 to I2, SECTOR 3 = I2 to FL, DIFF = Difference To Personal Best Lap, P = Crossed Finish Line in Pit Lane, D = Time Disallowed

P16 64		Clayton EDMUNDS					Honda - City Lifting / RS Racing				
IDEAL LAP TIME : 2:05.410		BEST LAP TIME : 2:05.782					DIFFERENCE : 0.372				
LAP	SECTOR 1	SECTOR 2		SECTOR 3		LAP TIME	MPH	DIFF	TIME OF DAY		
1 -		112.0	45.169	126.8	42.505	117.5	2:15.108	79.10	9.326	14:53:10.875	
2 -	40.031	109.4	45.476	126.8	42.627	116.7	2:08.134	83.41	2.352	14:55:19.009	
3 -	39.525	111.2	44.805	126.6	42.207	117.7	2:06.537	84.46	0.755	14:57:25.546	
4 -	39.585	110.1	44.923	125.9	41.970	118.1	2:06.478	84.50	0.696	14:59:32.024	
5 -	39.434	106.3	44.916	127.0	41.768	117.7	2:06.118	84.74	0.336	15:01:38.142	
6 -	39.245	112.5	44.921	126.1	41.693	118.9	2:05.859 (2)	84.92	0.077	15:03:44.001	
7 -	39.364	112.0	44.492	124.7	41.926	119.1	2:05.782 (1)	84.97		15:05:49.783	
8 -	39.563	110.3	44.472	127.3	41.840	117.7	2:05.875 (3)	84.91	0.093	15:07:55.658	
9 -	39.409	112.0	44.653	126.6	41.849	116.7	2:05.911	84.88	0.129	15:10:01.569	
10 -	39.367	112.0	44.929	126.3	41.903	117.1	2:06.199	84.69	0.417	15:12:07.768	
11 -	39.504	106.5	44.677	126.1	41.956	117.9	2:06.137	84.73	0.355	15:14:13.905	
12 -	39.731	111.6	44.866	125.6	41.815	115.9	2:06.412	84.54	0.630	15:16:20.317	

P17 76		Charlie HUNTINGFORD					Honda - Opteven Mototechniks				
IDEAL LAP TIME : 2:05.237		BEST LAP TIME : 2:05.497					DIFFERENCE : 0.260				
LAP	SECTOR 1	SECTOR 2		SECTOR 3		LAP TIME	MPH	DIFF	TIME OF DAY		
1 -		110.5	45.378	129.8	42.157	116.1	2:15.236	79.03	9.739	14:53:11.003	
2 -	40.041	110.3	45.345	128.8	41.973	115.1	2:07.359	83.92	1.862	14:55:18.362	
3 -	39.802	111.1	44.844	128.3	41.866	116.3	2:06.512	84.48	1.015	14:57:24.874	
4 -	40.096	112.0	44.741	126.8	41.597	116.1	2:06.434	84.53	0.937	14:59:31.308	
5 -	39.783	111.6	44.504	127.5	41.518	114.3	2:05.805 (2)	84.95	0.308	15:01:37.113	
6 -	39.795	111.1	44.634	125.9	41.727	115.1	2:06.156	84.72	0.659	15:03:43.269	
7 -	39.604	111.2	44.670	128.5	41.817	116.5	2:06.091	84.76	0.594	15:05:49.360	
8 -	39.815	112.4	44.497	128.0	41.748	112.2	2:06.060 (3)	84.78	0.563	15:07:55.420	
9 -	39.465	111.4	45.285	122.4	41.793	114.9	2:06.543	84.46	1.046	15:10:01.963	
10 -	39.277	112.0	44.442	126.6	41.778	114.5	2:05.497 (1)	85.16		15:12:07.460	
11 -	39.666	110.1	44.718	125.6	41.871	113.7	2:06.255	84.65	0.758	15:14:13.715	
12 -	39.840	110.0	46.399	122.0	42.355	111.2	2:08.594	83.11	3.097	15:16:22.309	

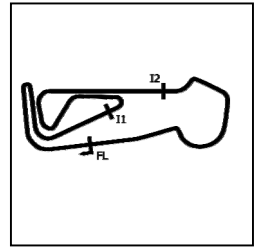
P18 61		Harrison MACKAY					Honda - Wilson Racing / HMR				
IDEAL LAP TIME : 2:05.336		BEST LAP TIME : 2:05.851					DIFFERENCE : 0.515				
LAP	SECTOR 1	SECTOR 2		SECTOR 3		LAP TIME	MPH	DIFF	TIME OF DAY		
1 -		112.4	44.996	126.8	42.116	115.3	2:14.027	79.74	8.176	14:53:09.794	
2 -	39.683	111.1	44.632	127.0	41.848	115.5	2:06.163	84.71	0.312	14:55:15.957	
3 -	39.614	107.5	44.789	126.6	41.842	114.1	2:06.245	84.66	0.394	14:57:22.202	
4 -	39.903	110.0	44.901	126.3	42.222	113.1	2:07.026	84.14	1.175	14:59:29.228	
5 -	39.774	111.6	44.959	125.6	42.425	112.9	2:07.158	84.05	1.307	15:01:36.386	
6 -	40.366	112.5	44.614	126.3	41.591	116.7	2:06.571	84.44	0.720	15:03:42.957	
7 -	39.635	111.1	44.337	125.6	41.918	115.9	2:05.890 (2)	84.90	0.039	15:05:48.847	
8 -	39.408	111.4	44.392	127.3	46.353	112.0	2:10.153	82.11	4.302	15:07:59.000	
9 -	40.614	108.0	44.718	125.6	42.083	114.1	2:07.415	83.88	1.564	15:10:06.415	
10 -	39.766	110.0	44.608	125.4	41.793	114.3	2:06.167	84.71	0.316	15:12:12.582	
11 -	39.718	110.3	44.703	125.6	41.698	113.9	2:06.119 (3)	84.74	0.268	15:14:18.701	
12 -	39.453	110.3	44.543	126.1	41.855	113.7	2:05.851 (1)	84.92		15:16:24.552	

MCRCB BULLETIN TK220

2023 Bennetts British Superbike Championship - Round 5

2023 R&G British Talent Cup

RACE 1 - SECTOR ANALYSIS



SECTOR 1 = FL to I1, SECTOR 2 = I1 to I2, SECTOR 3 = I2 to FL, DIFF = Difference To Personal Best Lap, P = Crossed Finish Line in Pit Lane, D = Time Disallowed

P19 28		Charlie BARNES		Honda - Talentum Motorsport by Azure Notions								
IDEAL LAP TIME : 2:05.617		BEST LAP TIME : 2:06.026		DIFFERENCE : 0.409								
LAP	SECTOR 1	SECTOR 2	SECTOR 3	LAP TIME	MPH	DIFF	TIME OF DAY					
1 -		110.7	45.670	127.5	42.842	114.7	2:16.757	78.15	10.731	14:53:12.524		
2 -	40.159	111.4	45.049	126.6	42.182	115.7	2:07.390	83.90	1.364	14:55:19.914		
3 -	39.630	110.7	45.059	126.8	42.140	115.9	2:06.829	84.27	0.803	14:57:26.743		
4 -	39.727	111.1	44.710	126.8	42.775	112.7	2:07.212	84.01	1.186	14:59:33.955		
5 -	40.068	112.4	44.746	125.9	42.191	112.9	2:07.005	84.15	0.979	15:01:40.960		
6 -	39.939	110.7	44.877	125.2	41.999	113.7	2:06.815	84.28	0.789	15:03:47.775		
7 -	39.749	109.6	44.881	125.9	41.979	112.7	2:06.609	84.41	0.583	15:05:54.384		
8 -	39.793	110.0	44.788	126.1	42.012	114.1	2:06.593	84.42	0.567	15:08:00.977		
9 -	39.626	110.1	44.558	126.3	41.842	114.7	2:06.026 (1)	84.80		15:10:07.003		
10 -	39.572	110.3	44.438	125.9	42.022	115.3	2:06.032 (2)	84.80	0.006	15:12:13.035		
11 -	39.518	110.1	44.808	126.1	41.818	113.7	2:06.144 (3)	84.72	0.118	15:14:19.179		
12 -	39.361	111.4	46.004	124.2	42.597	112.2	2:07.962	83.52	1.936	15:16:27.141		

P20 67		George BOWES		Honda - Microlise Cresswell Racing								
IDEAL LAP TIME : 2:06.166		BEST LAP TIME : 2:06.365		DIFFERENCE : 0.199								
LAP	SECTOR 1	SECTOR 2	SECTOR 3	LAP TIME	MPH	DIFF	TIME OF DAY					
1 -		113.3	45.799	128.3	42.602	117.3	2:17.175	77.91	10.810	14:53:12.942		
2 -	40.101	113.1	44.734	128.3	42.411	117.5	2:07.246	83.99	0.881	14:55:20.188		
3 -	39.742	112.5	44.813	128.0	42.228	117.9	2:06.783	84.30	0.418	14:57:26.971		
4 -	39.848	112.9	44.686	128.3	42.450	116.7	2:06.984	84.16	0.619	14:59:33.955		
5 -	40.244	114.7	44.782	128.0	42.527	115.7	2:07.553	83.79	1.188	15:01:41.508		
6 -	39.874	112.0	44.798	127.8	42.405	116.5	2:07.077	84.10	0.712	15:03:48.585		
7 -	39.665	111.8	44.810	128.3	42.164	116.3	2:06.639 (3)	84.39	0.274	15:05:55.224		
8 -	39.525	112.5	44.711	128.0	42.129	118.3	2:06.365 (1)	84.58		15:08:01.589		
9 -	39.805	113.9	44.659	128.5	42.111	118.9	2:06.575 (2)	84.44	0.210	15:10:08.164		
10 -	39.707	113.1	44.767	128.3	42.244	118.3	2:06.718	84.34	0.353	15:12:14.882		
11 -	40.152	109.4	45.271	127.0	41.982	118.3	2:07.405	83.89	1.040	15:14:22.287		
12 -	39.998	112.0	44.846	127.5	42.016	115.9	2:06.860	84.25	0.495	15:16:29.147		

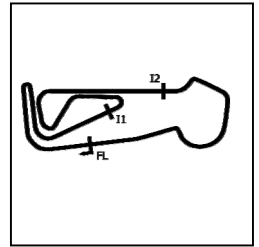
P21 99		Peter WILLIS		Honda - Belfast Chauffeur Hire by WM-Racing								
IDEAL LAP TIME : 2:06.255		BEST LAP TIME : 2:06.550		DIFFERENCE : 0.295								
LAP	SECTOR 1	SECTOR 2	SECTOR 3	LAP TIME	MPH	DIFF	TIME OF DAY					
1 -		110.9	45.430	130.5	42.771	116.5	2:16.219	78.46	9.669	14:53:11.986		
2 -	39.998	112.7	44.889	130.5	42.502	117.3	2:07.389	83.90	0.839	14:55:19.375		
3 -	39.610	112.5	44.817	130.5	42.507	116.5	2:06.934	84.20	0.384	14:57:26.309		
4 -	39.903	111.4	44.862	129.3	42.830	115.5	2:07.595	83.76	1.045	14:59:33.904		
5 -	39.981	112.2	45.042	130.0	42.184	116.1	2:07.207	84.02	0.657	15:01:41.111		
6 -	40.161	110.9	44.768	128.5	42.089	115.7	2:07.018	84.14	0.468	15:03:48.129		
7 -	39.739	110.7	44.936	128.8	42.068	115.5	2:06.743	84.32	0.193	15:05:54.872		
8 -	39.586	112.5	44.799	127.5	42.244	115.3	2:06.629 (3)	84.40	0.079	15:08:01.501		
9 -	39.515	111.6	44.672	129.3	42.363	116.1	2:06.550 (1)	84.45		15:10:08.051		
10 -	39.674	111.6	44.786	127.5	42.149	115.9	2:06.609 (2)	84.41	0.059	15:12:14.660		
11 -	40.020	104.5	45.003	126.8	42.508	114.3	2:07.531	83.80	0.981	15:14:22.191		
12 -	39.959	111.1	45.046	122.9	42.314	115.7	2:07.319	83.94	0.769	15:16:29.510		

MCRCB BULLETIN TK220

2023 Bennetts British Superbike Championship - Round 5

2023 R&G British Talent Cup

RACE 1 - SECTOR ANALYSIS



SECTOR 1 = FL to I1, SECTOR 2 = I1 to I2, SECTOR 3 = I2 to FL, DIFF = Difference To Personal Best Lap, P = Crossed Finish Line in Pit Lane, D = Time Disallowed

P22 33		Eli BANISH					Honda - VisionTrack Racing Team			
IDEAL LAP TIME : 2:07.669		BEST LAP TIME : 2:07.747					DIFFERENCE : 0.078			
LAP	SECTOR 1	SECTOR 2		SECTOR 3		LAP TIME	MPH	DIFF	TIME OF DAY	
1 -		110.9	46.269	124.2	43.397	117.5	2:18.621	77.10	10.874	14:53:14.388
2 -	40.791	111.6	45.590	124.9	42.679	115.9	2:09.060	82.81	1.313	14:55:23.448
3 -	40.944	111.4	45.638	125.2	42.668	114.1	2:09.250	82.69	1.503	14:57:32.698
4 -	40.776	110.7	45.443	125.9	42.745	112.7	2:08.964	82.87	1.217	14:59:41.662
5 -	40.456	112.0	45.417	124.7	43.069	113.3	2:08.942	82.89	1.195	15:01:50.604
6 -	40.294	111.8	45.321	124.2	42.755	113.9	2:08.370	83.25	0.623	15:03:58.974
7 -	40.506	110.7	45.389	125.2	43.121	114.1	2:09.016	82.84	1.269	15:06:07.990
8 -	40.332	111.1	45.621	125.4	42.824	113.9	2:08.777	82.99	1.030	15:08:16.767
9 -	40.431	110.3	45.329	124.2	42.437	114.5	2:08.197 (3)	83.37	0.450	15:10:24.964
10 -	40.038	111.1	45.194	125.2	42.633	114.5	2:07.865 (2)	83.58	0.118	15:12:32.829
11 -	40.076	110.5	45.484	123.3	42.823	114.3	2:08.383	83.25	0.636	15:14:41.212
12 -	40.103	110.9	45.200	125.4	42.444	115.1	2:07.747 (1)	83.66		15:16:48.959

P23 11		Iwan JONES					Honda - Jones Brothers Racing Team			
IDEAL LAP TIME : 2:08.899		BEST LAP TIME : 2:09.064					DIFFERENCE : 0.165			
LAP	SECTOR 1	SECTOR 2		SECTOR 3		LAP TIME	MPH	DIFF	TIME OF DAY	
1 -		111.8	46.496	126.1	43.253	111.6	2:18.338	77.26	9.274	14:53:14.105
2 -	40.394	111.1	45.725	124.7	42.945	111.4	2:09.064 (1)	82.81		14:55:23.169
3 -	40.919	108.5	46.118	122.6	42.825	111.6	2:09.862 (3)	82.30	0.798	14:57:33.031
4 -	40.891	108.4	45.680	123.5	42.991	110.7	2:09.562 (2)	82.49	0.498	14:59:42.593
5 -	40.973	108.4	45.696	123.1	43.247	110.0	2:09.916	82.26	0.852	15:01:52.509
6 -	40.768	108.4	45.931	121.7	43.314	109.1	2:10.013	82.20	0.949	15:04:02.522
7 -	40.679	108.7	46.127	121.3	43.229	109.6	2:10.035	82.19	0.971	15:06:12.557
8 -	40.852	108.2	46.216	119.8	43.303	109.6	2:10.371	81.98	1.307	15:08:22.928
9 -	40.902	108.5	45.992	120.9	43.166	110.0	2:10.060	82.17	0.996	15:10:32.988
10 -	41.318	108.7	46.059	120.9	43.520	108.9	2:10.897	81.65	1.833	15:12:43.885
11 -	40.802	107.8	46.104	120.6	43.112	108.9	2:10.018	82.20	0.954	15:14:53.903
12 -	40.878	108.2	46.065	120.0	43.274	109.8	2:10.217	82.07	1.153	15:17:04.120

P24 71		Daniel GOODMAN					Honda - VisionTrack Racing Team			
IDEAL LAP TIME : 2:07.448		BEST LAP TIME : 2:07.569					DIFFERENCE : 0.121			
LAP	SECTOR 1	SECTOR 2		SECTOR 3		LAP TIME	MPH	DIFF	TIME OF DAY	
1 -		108.2	46.006	122.9	43.126	116.7	2:18.503	77.16	10.934	14:53:14.270
2 -	39.960	109.4	45.052	125.2	42.557	115.9	2:07.569 (1)	83.78		14:55:21.839
3 -	40.021	110.5	45.079	124.9	42.562	114.5	2:07.662 (3)	83.72	0.093	14:57:29.501
4 -	39.866	110.5	45.197	124.2	42.530	114.7	2:07.593 (2)	83.76	0.024	14:59:37.094
5 -	40.087	108.9	45.243	125.4	42.538	114.5	2:07.868	83.58	0.299	15:01:44.962
6 -	40.200	107.5	45.508	125.6	43.100	114.5	2:08.808	82.97	1.239	15:03:53.770
7 -	40.212	108.9	45.683	124.9	42.865	114.1	2:08.760	83.00	1.191	15:06:02.530
8 -	40.902	105.8	1:02.088	124.5	43.685	113.1	2:26.675	72.86	19.106	15:08:29.205
9 -	40.952	107.0	46.250	125.2	43.370	114.1	2:10.572	81.85	3.003	15:10:39.777
10 -	40.351	107.7	45.786	124.5	43.715	113.5	2:09.852	82.30	2.283	15:12:49.629
11 -	40.385	108.4	46.111	125.9	43.651	113.1	2:10.147	82.12	2.578	15:14:59.776
12 -	41.098	107.0	46.412	124.7	44.077	108.9	2:11.587	81.22	4.018	15:17:11.363

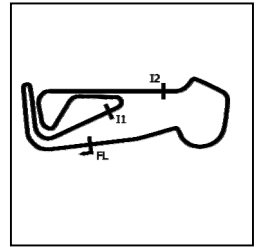
P25 55		Harrison DESOY					Honda - Microlise Cresswell Racing / Eastern Garage Racing			
IDEAL LAP TIME : 2:03.323		BEST LAP TIME : 2:03.536					DIFFERENCE : 0.213			
LAP	SECTOR 1	SECTOR 2		SECTOR 3		LAP TIME	MPH	DIFF	TIME OF DAY	
1 -		113.3	44.090	128.8	41.362	117.3	2:10.173	82.10	6.637	14:53:05.940
2 -	39.021	114.3	43.910	128.8	41.015	117.7	2:03.946	86.23	0.410	14:55:09.886
3 -	38.952	112.2	44.189	128.3	40.955	115.7	2:04.096	86.12	0.560	14:57:13.982
4 -	38.776	112.7	44.037	129.3	40.970	116.5	2:03.783 (2)	86.34	0.247	14:59:17.765
5 -	38.718	114.9	43.650	128.0	41.168	115.9	2:03.536 (1)	86.51		15:01:21.301
6 -	39.025	112.7	43.780	126.6	41.020	114.3	2:03.825 (3)	86.31	0.289	15:03:25.126
7 -	39.043	113.9	44.102	127.5	41.132	116.5	2:04.277	86.00	0.741	15:05:29.403
8 -	39.120	111.6	43.915	127.8	40.963	117.1	2:03.998	86.19	0.462	15:07:33.401
9 -	39.027	114.1	43.788	128.3	41.019	114.3	2:03.834	86.30	0.298	15:09:37.235
10 -	39.120	111.8	43.882	128.3	41.097	113.3	2:04.099	86.12	0.563	15:11:41.334

MCRCB BULLETIN TK220

2023 Bennetts British Superbike Championship - Round 5

2023 R&G British Talent Cup

RACE 1 - SECTOR ANALYSIS



SECTOR 1 = FL to I1, SECTOR 2 = I1 to I2, SECTOR 3 = I2 to FL, DIFF = Difference To Personal Best Lap, P = Crossed Finish Line in Pit Lane, D = Time Disallowed

P26		2		Josh BANNISTER			Honda - Dunsley Heat Racing				
IDEAL LAP TIME : 2:04.686		BEST LAP TIME : 2:04.949		DIFFERENCE : 0.263							
LAP	SECTOR 1		SECTOR 2		SECTOR 3		LAP TIME	MPH	DIFF	TIME OF DAY	
1 -		112.4	44.845	130.3	42.441	116.7	2:14.664	79.36	9.715	14:53:10.431	
2 -	40.201	109.8	45.017	127.5	42.347	113.3	2:07.565	83.78	2.616	14:55:17.996	
3 -	39.937	111.8	44.702	127.8	42.079	113.1	2:06.718	84.34	1.769	14:57:24.714	
4 -	40.223	110.3	44.866	125.4	41.744	114.9	2:06.833	84.26	1.884	14:59:31.547	
5 -	39.716	111.1	44.630	129.0	41.729	115.3	2:06.075	84.77	1.126	15:01:37.622	
6 -	39.670	110.3	44.548	130.0	41.853	115.3	2:06.071	84.77	1.122	15:03:43.693	
7 -	39.405	113.3	44.621	128.0	41.613	113.7	2:05.639 (2)	85.06	0.690	15:05:49.332	
8 -	39.576	109.6	43.952	127.8	41.421	115.9	2:04.949 (1)	85.53		15:07:54.281	
9 -	39.313	111.1	44.817	127.5	41.686	114.7	2:05.816 (3)	84.95	0.867	15:10:00.097	

P27		88		Sviatoslav PYLYPENKO			Honda - Microlise Cresswell Racing				
IDEAL LAP TIME : 2:06.791		BEST LAP TIME : 2:07.181		DIFFERENCE : 0.390							
LAP	SECTOR 1		SECTOR 2		SECTOR 3		LAP TIME	MPH	DIFF	TIME OF DAY	
1 -		110.5	45.741	124.9	42.967	112.5	2:17.132	77.93	9.951	14:53:12.899	
2 -	40.371	110.7	45.150	124.7	42.094	114.5	2:07.615 (2)	83.75	0.434	14:55:20.514	
3 -	39.716	110.7	44.981	125.2	42.484	100.6	2:07.181 (1)	84.03		14:57:27.695	

MCRCB BULLETIN TK221**2023 Bennetts British Superbike Championship - Round 5****2023 R&G British Talent Cup****RACE 1 - BEST SECTORS**

SECTOR 1			SECTOR 2			SECTOR 3			IDEAL / BEST COMPARISON						
POS	NO	NAME	TIME	NO	NAME	TIME	NO	NAME	TIME	POS	NO	NAME	IDEAL	BEST	DIFF
													PERFECT LAP	2:01.948	
1	52	BELFORD	38.282	52	BELFORD	43.447	52	BELFORD	40.219	1	52	BELFORD	2:01.948	2:02.011	0.063
2	43	BRINTON	38.597	7	McCABE	43.613	43	BRINTON	40.642	2	43	BRINTON	2:02.863	2:02.863	0.000
3	7	McCABE	38.602	40	CORREA	43.619	40	CORREA	40.713	3	7	McCABE	2:03.085	2:03.420	0.335
4	55	DESSOY	38.718	43	BRINTON	43.624	7	McCABE	40.870	4	40	CORREA	2:03.163	2:03.555	0.392
5	23	STEPHENSON	38.746	55	DESSOY	43.650	4	MOUNSEY	40.892	5	55	DESSOY	2:03.323	2:03.536	0.213
6	4	MOUNSEY	38.763	4	MOUNSEY	43.699	55	DESSOY	40.955	6	4	MOUNSEY	2:03.354	2:03.504	0.150
7	40	CORREA	38.831	23	STEPHENSON	43.846	23	STEPHENSON	40.965	7	23	STEPHENSON	2:03.557	2:03.795	0.238
8	75	SUROWIAK	38.955	29	BROWN	43.889	75	SUROWIAK	41.040	8	75	SUROWIAK	2:03.943	2:04.208	0.265
9	42	JOLLIFFE	38.955	75	SUROWIAK	43.948	29	BROWN	41.128	9	29	BROWN	2:04.079	2:04.318	0.239
10	66	HARRIS	38.960	2	BANNISTER	43.952	24	FROST	41.208	10	24	FROST	2:04.295	2:04.488	0.193
11	24	FROST	39.049	42	JOLLIFFE	44.037	66	HARRIS	41.360	11	42	JOLLIFFE	2:04.456	2:04.456	0.000
12	29	BROWN	39.062	24	FROST	44.038	2	BANNISTER	41.421	12	66	HARRIS	2:04.488	2:05.160	0.672
13	8	DAVIDSON	39.208	66	HARRIS	44.168	19	McPHEE	41.425	13	2	BANNISTER	2:04.686	2:04.949	0.263
14	19	McPHEE	39.217	65	ROWAN	44.186	8	DAVIDSON	41.458	14	19	McPHEE	2:04.865	2:04.992	0.127
15	64	EDMUNDS	39.245	8	DAVIDSON	44.205	42	JOLLIFFE	41.464	15	8	DAVIDSON	2:04.871	2:05.177	0.306
16	65	ROWAN	39.261	19	McPHEE	44.223	65	ROWAN	41.466	16	65	ROWAN	2:04.913	2:05.351	0.438
17	76	HUNTINGFORD	39.277	61	MACKAY	44.337	76	HUNTINGFORD	41.518	17	76	HUNTINGFORD	2:05.237	2:05.497	0.260
18	2	BANNISTER	39.313	48	WALKER	44.406	48	WALKER	41.519	18	61	MACKAY	2:05.336	2:05.851	0.515
19	28	BARNES	39.361	28	BARNES	44.438	61	MACKAY	41.591	19	48	WALKER	2:05.339	2:05.339	0.000
20	61	MACKAY	39.408	76	HUNTINGFORD	44.442	64	EDMUNDS	41.693	20	64	EDMUNDS	2:05.410	2:05.782	0.372
21	48	WALKER	39.414	64	EDMUNDS	44.472	28	BARNES	41.818	21	28	BARNES	2:05.617	2:06.026	0.409
22	99	WILLIS	39.515	67	BOWES	44.659	67	BOWES	41.982	22	67	BOWES	2:06.166	2:06.365	0.199
23	67	BOWES	39.525	99	WILLIS	44.672	99	WILLIS	42.068	23	99	WILLIS	2:06.255	2:06.550	0.295
24	88	PYLYPENKO	39.716	88	PYLYPENKO	44.981	88	PYLYPENKO	42.094	24	88	PYLYPENKO	2:06.791	2:07.181	0.390
25	71	GOODMAN	39.866	71	GOODMAN	45.052	33	BANISH	42.437	25	71	GOODMAN	2:07.448	2:07.569	0.121
26	33	BANISH	40.038	33	BANISH	45.194	71	GOODMAN	42.530	26	33	BANISH	2:07.669	2:07.747	0.078
27	11	JONES	40.394	11	JONES	45.680	11	JONES	42.825	27	11	JONES	2:08.899	2:09.064	0.165

MCRCB BULLETIN TK222**2023 Bennetts British Superbike Championship - Round 5****2023 R&G British Talent Cup****RACE 1 - BEST SPEEDS**

POS	INTERMEDIATE 1			INTERMEDIATE 2			FINISH LINE		
	NO	NAME	MPH	NO	NAME	MPH	NO	NAME	MPH
1	52	BELFORD	115.1	65	ROWAN	132.3	4	MOUNSEY	120.6
2	7	McCABE	115.1	4	MOUNSEY	131.0	23	STEPHENSON	119.8
3	4	MOUNSEY	114.9	99	WILLIS	130.5	40	CORREA	119.6
4	55	DESSOY	114.9	2	BANNISTER	130.3	52	BELFORD	119.4
5	67	BOWES	114.7	76	HUNTINGFORD	129.8	7	McCABE	119.4
6	66	HARRIS	114.5	19	McPHEE	129.5	64	EDMUNDS	119.1
7	43	BRINTON	114.1	55	DESSOY	129.3	66	HARRIS	118.9
8	42	JOLLIFFE	114.1	52	BELFORD	129.0	42	JOLLIFFE	118.9
9	65	ROWAN	113.9	43	BRINTON	129.0	67	BOWES	118.9
10	40	CORREA	113.7	8	DAVIDSON	129.0	65	ROWAN	118.7
11	23	STEPHENSON	113.7	23	STEPHENSON	128.8	48	WALKER	118.1
12	19	McPHEE	113.5	48	WALKER	128.8	75	SUROWIAK	117.7
13	2	BANNISTER	113.3	40	CORREA	128.5	55	DESSOY	117.7
14	24	FROST	113.1	75	SUROWIAK	128.5	33	BANISH	117.5
15	75	SUROWIAK	112.9	67	BOWES	128.5	19	McPHEE	117.3
16	99	WILLIS	112.7	29	BROWN	128.0	8	DAVIDSON	117.3
17	64	EDMUNDS	112.5	66	HARRIS	128.0	99	WILLIS	117.3
18	61	MACKAY	112.5	7	McCABE	127.8	61	MACKAY	116.7
19	76	HUNTINGFORD	112.4	24	FROST	127.5	71	GOODMAN	116.7
20	28	BARNES	112.4	28	BARNES	127.5	2	BANNISTER	116.7
21	8	DAVIDSON	112.0	64	EDMUNDS	127.3	24	FROST	116.5
22	48	WALKER	112.0	61	MACKAY	127.3	76	HUNTINGFORD	116.5
23	33	BANISH	112.0	42	JOLLIFFE	127.0	43	BRINTON	116.1
24	11	JONES	111.8	11	JONES	126.1	28	BARNES	115.9
25	29	BROWN	111.1	33	BANISH	125.9	29	BROWN	114.9
26	88	PYLYPENKO	110.7	71	GOODMAN	125.9	88	PYLYPENKO	114.5
27	71	GOODMAN	110.5	88	PYLYPENKO	125.2	11	JONES	111.6

MCRCB BULLETIN TK223**2023 Bennetts British Superbike Championship - Round 5****2023 R&G British Talent Cup****RACE 1 - FASTEST LAP CLASSIFICATION**

POS	RACE POS	NO	NAME	NAT	ENTRY	BEST	ON
1	1	52	Evan BELFORD	GBR	Honda - City Lifting / RS Racing	2:02.011	7
2	2	43	Amanuel BRINTON	GBR	Honda - Kovara Projects / RS Racing	2:02.863	5
3	4	7	Harley McCABE	GBR	Honda - McCabe Racing	2:03.420	5
4	5	4	Sullivan MOUNSEY	GBR	Honda - Wilson Racing / Maddison Media	2:03.504	4
5	25	55	Harrison DESSOY	GBR	Honda - Microlise Cresswell Racing / Eastern Garage Racing	2:03.536	5
6	3	40	Julian CORREA	USA	Honda - Microlise Cresswell Racing	2:03.555	12
7	6	23	Rhys STEPHENSON	GBR	Honda - Rocket Racing	2:03.795	9
8	8	75	Filip SUROWIAK	POL	Honda - FS75 Racing / FAB Racing	2:04.208	10
9	9	29	Lucas BROWN	GBR	Honda - Amphibian Scaffolding / SP125 Racing	2:04.318	10
10	14	42	Ben JOLLIFFE	GBR	Honda - Wilson Racing	2:04.456	10
11	7	24	Ryan FROST	GBR	Honda - Talentum Motorsport by Azure Notions	2:04.488	12
12	26	2	Josh BANNISTER	GBR	Honda - Dunsley Heat Racing	2:04.949	8
13	10	19	Scott McPHEE	GBR	Honda - SMP Racing	2:04.992	3
14	12	66	Ronnie HARRIS	GBR	Honda - Kovara Projects / RS Racing	2:05.160	4
15	11	8	Alfie DAVIDSON	GBR	Honda - Banks Racing	2:05.177	3
16	15	48	Ollie WALKER	GBR	Honda - VisionTrack Racing Team	2:05.339	8
17	13	65	Alexander ROWAN	GBR	Honda - Mortimer Racing Victoria House Academy	2:05.351	7
18	17	76	Charlie HUNTINGFORD	GBR	Honda - Opteven Mototechniks	2:05.497	10
19	16	64	Clayton EDMUNDS	GBR	Honda - City Lifting / RS Racing	2:05.782	7
20	18	61	Harrison MACKAY	GBR	Honda - Wilson Racing / HMR	2:05.851	12
21	19	28	Charlie BARNES	GBR	Honda - Talentum Motorsport by Azure Notions	2:06.026	9
22	20	67	George BOWES	GBR	Honda - Microlise Cresswell Racing	2:06.365	8
23	21	99	Peter WILLIS	GBR	Honda - Belfast Chauffeur Hire by WM-Racing	2:06.550	9
24	27	88	Sviatoslav PYLYPENKO	UKR	Honda - Microlise Cresswell Racing	2:07.181	3
25	24	71	Daniel GOODMAN	GBR	Honda - VisionTrack Racing Team	2:07.569	2
26	22	33	Eli BANISH	USA	Honda - VisionTrack Racing Team	2:07.747	12
27	23	11	Iwan JONES	GBR	Honda - Jones Brothers Racing Team	2:09.064	2

MCRCB BULLETIN TK224

2023 Bennetts British Superbike Championship - Round 5

2023 R&G British Talent Cup

RACE 1 - STATISTICS

Competitors Started	27
Planned Start	2023-07-08 @ 14:50:00.000
Actual Start	2023-07-08 @ 14:50:55.766
Finish Time	2023-07-08 @ 15:15:37.364
Track Length	2.9689mi.
Total Laps	310
Total Distance Covered	920.3625mi.

Session Fastest Lap History

NO	NAME	LAP TIME	TIME OF DAY	LAP	VEHICLE
43	Amanuel BRINTON	2:04.059	14:55:09.502	2	Honda
40	Julian CORREA	2:04.048	14:55:09.772	2	Honda
55	Harrison DESSOY	2:03.946	14:55:09.886	2	Honda
23	Rhys STEPHENSON	2:03.885	14:55:10.555	2	Honda
43	Amanuel BRINTON	2:03.741	14:57:13.243	3	Honda
40	Julian CORREA	2:03.712	14:57:13.484	3	Honda
52	Evan BELFORD	2:03.532	14:57:13.555	3	Honda
52	Evan BELFORD	2:02.924	14:59:16.479	4	Honda
52	Evan BELFORD	2:02.389	15:01:18.868	5	Honda
52	Evan BELFORD	2:02.344	15:03:21.212	6	Honda
52	Evan BELFORD	2:02.011	15:05:23.223	7	Honda

Session Leader History

NO	NAME	FROM LAP	LAPS LED	DISTANCE	VEHICLE
43	Amanuel BRINTON	1	3	8.90 miles	Honda
52	Evan BELFORD	4	9	26.72 miles	Honda

Flag History

TYPE	TIME OF DAY
GREEN	14:50:55.766
FINISH	15:15:37.364

Flag Statistics

TYPE	COUNT	TOTAL LAPS	TOTAL TIME
Green	1	12	27:48.229
Red	0	0	0.000
Safety Car	0	0	0.000
FCY	0	0	0.000

MCRCB BULLETIN TK225

2023 Bennetts British Superbike Championship - Round 5

2023 R&G British Talent Cup

RACE 1 - SESSION NOTES

TIME	MESSAGE
14:39:32	PITLANE OPEN
14:44:01	PITLANE CLOSED
14:44:05	5 MINUTES TO WARM UP LAP
14:45:03	3 MINUTES TO WARM UP LAP
14:47:03	1 MINUTE TO WARM UP LAP
14:47:29	30 SECONDS TO WARM UP LAP
14:47:42	
14:47:44	GREEN FLAG - WARM UP LAP
14:50:01	RACE START
14:51:39	NO JUMP STARTS
14:58:57	NO. 88 STOPPED TECHNICAL PROBLEM - AGOSTINI
15:07:29	TWO THIRDS DISTANCE COMPLETED
15:12:36	NO. 2 FALLER AT T11 CORAM - RIDER OK
15:13:13	NO. 55 FALLER AT T4 AGOSTINI - RIDER OK
15:15:28	UPDATE: NO.55 RIDER TO MEDICAL CENTRE

MCRCB BULLETIN TK226

2023 Bennetts British Superbike Championship - Round 5

2023 R&G British Talent Cup

RACE 1 - WEATHER CONDITIONS

