

FREE PRACTICE 2 - CLASSIFICATION

POS	NO	NAME	NAT	ENTRY	TIME	ON	LAPS	GAP	DIFF	MPH
1	52	Evan BELFORD	GBR	Honda - City Lifting / RS Racing	2:03.198	10	12			86.75
2	43	Amanuel BRINTON	GBR	Honda - Kovara Projects / RS Racing	2:04.545	11	12	1.347	1.347	85.81
3	55	Harrison DESSOY	GBR	Honda - Microlise Cresswell Racing / Eastern Garage F	2:04.985	9	11	1.787	0.440	85.51
4	4	Sullivan MOUNSEY	GBR	Honda - Wilson Racing / Maddison Media	2:05.419	11	12	2.221	0.434	85.21
5	23	Rhys STEPHENSON	GBR	Honda - Rocket Racing	2:05.475	10	12	2.277	0.056	85.18
6	40	Julian CORREA	USA	Honda - Microlise Cresswell Racing	2:05.581	9	11	2.383	0.106	85.10
7	24	Ryan FROST	GBR	Honda - Talentum Motorsport by Azure Notions	2:06.211	9	12	3.013	0.630	84.68
8	29	Lucas BROWN	GBR	Honda - Amphibian Scaffolding / SP125 Racing	2:06.303	11	12	3.105	0.092	84.62
9	75	Filip SUROWIAK	POL	Honda - FS75 Racing / FAB Racing	2:06.572	11	12	3.374	0.269	84.44
10	48	Ollie WALKER	GBR	Honda - VisionTrack Racing Team	2:06.587	11	12	3.389	0.015	84.43
11	19	Scott McPHEE	GBR	Honda - SMP Racing	2:06.882	10	10	3.684	0.295	84.23
12	7	Harley McCABE	GBR	Honda - McCabe Racing	2:07.008	10	12	3.810	0.126	84.15
13	66	Ronnie HARRIS	GBR	Honda - Kovara Projects / RS Racing	2:07.115	10	10	3.917	0.107	84.08
14	61	Harrison MACKAY	GBR	Honda - Wilson Racing / HMR	2:07.184	7	12	3.986	0.069	84.03
15	99	Peter WILLIS	GBR	Honda - Belfast Chauffeur Hire by WM-Racing	2:07.716	10	12	4.518	0.532	83.68
16	64	Clayton EDMUNDS	GBR	Honda - City Lifting / RS Racing	2:07.732	10	10	4.534	0.016	83.67
17	2	Josh BANNISTER	GBR	Honda - Dunsley Heat Racing	2:08.324	8	8	5.126	0.592	83.28
18	42	Ben JOLLIFFE	GBR	Honda - Wilson Racing	2:08.442	12	12	5.244	0.118	83.21
19	28	Charlie BARNES	GBR	Honda - Talentum Motorsport by Azure Notions	2:08.619	10	10	5.421	0.177	83.09
20	88	Sviatoslav PYLYPENKO	UKR	Honda - Microlise Cresswell Racing	2:09.132	8	10	5.934	0.513	82.76
21	71	Daniel GOODMAN	GBR	Honda - VisionTrack Racing Team	2:09.388	11	11	6.190	0.256	82.60
22	33	Eli BANISH	USA	Honda - VisionTrack Racing Team	2:09.499	10	11	6.301	0.111	82.53
23	65	Alexander ROWAN	GBR	Honda - Mortimer Racing Victoria House Academy	2:09.733	2	6	6.535	0.234	82.38
24	67	George BOWES	GBR	Honda - Microlise Cresswell Racing	2:10.522	11	12	7.324	0.789	81.88
25	76	Charlie HUNTINGFORD	GBR	Honda - Opteven Mototechniks	2:10.714	7	11	7.516	0.192	81.76
26	11	Iwan JONES	GBR	Honda - Jones Brothers Racing Team	2:12.334	9	9	9.136	1.620	80.76
27	5	Luke SCOFIELD	GBR	Honda - Mortimer Racing Victoria House Academy	2:15.200	9	9	12.002	2.866	79.05

QUALIFYING LAPTIME (110.0% of 2:03.198) = 2:15.517

#52 - Lap 5 time cancelled - Exceeded track limits at T7.

Weather / Track : Bright / Dry

These results are provisional until the conclusion of any judicial and technical matters.

Snetterton 300: 2.9689 miles

Date: 07/07/2023 Start: 15:00 Finish: 15:24

Race Director : Stuart Higgs

Stewards :

Timekeeper : Richard Evans

S. Higgs

R. EVANS

Digitally Approved at 15:35 Friday, 07 July 2023

Digitally Approved at 15:33 Friday, 07 July 2023

Results can be found at www.britishsuperbike.com

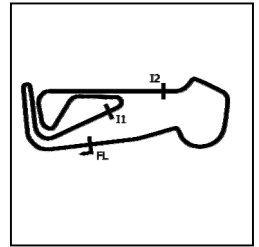
Printed - 15:28 Friday, 07 July 2023

MCRCB BULLETIN TK075

2023 Bennetts British Superbike Championship - Round 5

2023 R&G British Talent Cup

FREE PRACTICE 2 - SECTOR ANALYSIS



SECTOR 1 = FL to I1, SECTOR 2 = I1 to I2, SECTOR 3 = I2 to FL, DIFF = Difference To Personal Best Lap, P = Crossed Finish Line in Pit Lane, D = Time Disallowed

P1 52		Evan BELFORD					Honda - City Lifting / RS Racing				
IDEAL LAP TIME : 2:03.198		BEST LAP TIME : 2:03.198					DIFFERENCE : 0.000				
LAP	SECTOR 1	SECTOR 2		SECTOR 3		LAP TIME	MPH	DIFF	TIME OF DAY		
1 -	OUTLAP	99.7	46.536	122.2	IN PIT		2:37.749	P	67.75	34.551	15:02:47.506
2 -	OUTLAP	109.8	45.000	121.3	41.946	118.3	2:08.968		82.87	5.770	15:04:56.474
3 -	39.241	111.2	44.433	122.4	41.024	117.3	2:04.698		85.71	1.500	15:07:01.172
4 -	39.493	111.6	44.602	122.4	41.322	117.9	2:05.417		85.22	2.219	15:09:06.589
5 -	39.032	111.1	44.648	122.2	40.944	117.7	2:04.624	D	85.76	1.426	15:11:11.213
6 -	39.804	103.8	46.544	124.2	42.982	117.5	2:09.330		82.64	6.132	15:13:20.543
7 -	40.454	109.6	45.787	122.6	IN PIT		2:28.272	P	72.08	25.074	15:15:48.815
8 -	OUTLAP	94.3	46.777	121.5	42.255	117.3	2:14.071		79.71	10.873	15:18:02.886
9 -	39.045	109.6	44.560	121.3	40.721	117.9	2:04.326	(3)	85.96	1.128	15:20:07.212
10 -	38.561	110.5	44.261	121.1	40.376	118.9	2:03.198	(1)	86.75		15:22:10.410
11 -	38.721	108.9	45.850	114.7	41.537	118.5	2:06.108		84.75	2.910	15:24:16.518
12 -	38.756	110.1	44.298	120.9	41.240	117.3	2:04.294	(2)	85.99	1.096	15:26:20.812

P2 43		Amanuel BRINTON					Honda - Kovara Projects / RS Racing				
IDEAL LAP TIME : 2:04.252		BEST LAP TIME : 2:04.545					DIFFERENCE : 0.293				
LAP	SECTOR 1	SECTOR 2		SECTOR 3		LAP TIME	MPH	DIFF	TIME OF DAY		
1 -	OUTLAP	107.3	46.846	123.8	46.310	110.3	2:18.198		77.33	13.653	15:02:28.762
2 -	40.218	112.5	45.440	118.9	43.098	115.9	2:08.756		83.01	4.211	15:04:37.518
3 -	39.591	110.7	45.049	121.1	41.437	117.3	2:06.077		84.77	1.532	15:06:43.595
4 -	38.884	112.2	46.094	121.3	44.947	113.1	2:09.925		82.26	5.380	15:08:53.520
5 -	40.200	110.1	48.054	116.9	43.838	115.7	2:12.092		80.91	7.547	15:11:05.612
6 -	39.306	112.2	45.058	123.5	41.489	117.5	2:05.853	(3)	84.92	1.308	15:13:11.465
7 -	38.981	113.1	45.311	123.8	42.294	118.5	2:06.586		84.43	2.041	15:15:18.051
8 -	38.978	111.4	48.859	107.8	44.537	116.1	2:12.374		80.74	7.829	15:17:30.425
9 -	40.105	109.6	45.125	121.7	IN PIT		2:24.122	P	74.15	19.577	15:19:54.547
10 -	OUTLAP	110.0	45.425	120.9	41.398	118.1	2:09.693		82.41	5.148	15:22:04.240
11 -	38.739	112.2	44.521	121.1	41.285	118.3	2:04.545	(1)	85.81		15:24:08.785
12 -	39.092	112.2	44.478	121.5	41.035	117.9	2:04.605	(2)	85.77	0.060	15:26:13.390

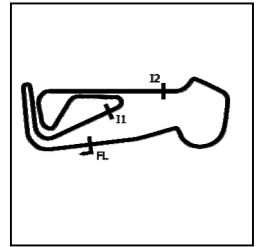
P3 55		Harrison DESOY					Honda - Microlise Cresswell Racing / Eastern Garage Racing				
IDEAL LAP TIME : 2:04.854		BEST LAP TIME : 2:04.985					DIFFERENCE : 0.131				
LAP	SECTOR 1	SECTOR 2		SECTOR 3		LAP TIME	MPH	DIFF	TIME OF DAY		
1 -	OUTLAP	107.3	45.751	118.5	42.495	118.9	2:15.663		78.78	10.678	15:02:39.625
2 -	39.668	108.2	45.174	121.3	42.087	117.3	2:06.929		84.20	1.944	15:04:46.554
3 -	39.682	109.6	44.912	119.6	42.171	116.5	2:06.765		84.31	1.780	15:06:53.319
4 -	39.906	108.7	44.737	119.8	42.106	116.9	2:06.749		84.32	1.764	15:09:00.068
5 -	39.572	109.1	44.932	120.2	41.635	116.9	2:06.139		84.73	1.154	15:11:06.207
6 -	39.048	109.6	45.052	122.4	IN PIT		4:26.384	P	40.12	2:21.399	15:15:32.591
7 -	OUTLAP	105.3	45.576	119.1	41.474	118.1	2:11.312		81.39	6.327	15:17:43.903
8 -	39.492	108.7	44.761	119.8	41.382	117.1	2:05.635	(2)	85.07	0.650	15:19:49.538
9 -	39.179	108.0	44.578	119.4	41.228	116.9	2:04.985	(1)	85.51		15:21:54.523
10 -	39.782	109.8	45.025	117.1	41.270	116.7	2:06.077		84.77	1.092	15:24:00.600
11 -	39.312	108.4	44.672	117.9	41.762	117.3	2:05.746	(3)	84.99	0.761	15:26:06.346

MCRCB BULLETIN TK075

2023 Bennetts British Superbike Championship - Round 5

2023 R&G British Talent Cup

FREE PRACTICE 2 - SECTOR ANALYSIS



SECTOR 1 = FL to I1, SECTOR 2 = I1 to I2, SECTOR 3 = I2 to FL, DIFF = Difference To Personal Best Lap, P = Crossed Finish Line in Pit Lane, D = Time Disallowed

P4		4		Sullivan MOUNSEY			Honda - Wilson Racing / Maddison Media					
IDEAL LAP TIME : 2:05.285		BEST LAP TIME : 2:05.419			DIFFERENCE : 0.134							
LAP	SECTOR 1	SECTOR 2	SECTOR 3	LAP TIME	MPH	DIFF	TIME OF DAY					
1 -	OUTLAP	106.5	46.482	120.6	42.465	117.9	2:15.932	78.62	10.513	15:02:40.600		
2 -	40.583	110.5	45.355	121.7	42.083	120.6	2:08.021	83.48	2.602	15:04:48.621		
3 -	39.552	110.9	44.947	121.7	41.915	117.9	2:06.414	84.54	0.995	15:06:55.035		
4 -	40.292	106.8	46.141	121.3	41.837	117.1	2:08.270	83.32	2.851	15:09:03.305		
5 -	39.723	110.5	47.479	104.0	42.045	117.1	2:09.247	82.69	3.828	15:11:12.552		
6 -	39.699	108.4	44.979	123.1	43.816	118.1	2:08.494	83.17	3.075	15:13:21.046		
7 -	39.781	110.1	46.573	123.8	43.486	116.5	2:09.840	82.31	4.421	15:15:30.886		
8 -	39.365	111.2	45.392	121.5	41.589	117.3	2:06.346 (3)	84.59	0.927	15:17:37.232		
9 -	48.291	61.6	45.851	121.5	41.810	120.0	2:15.952	78.61	10.533	15:19:53.184		
10 -	39.409	110.5	45.055	120.2	41.887	117.7	2:06.351	84.59	0.932	15:21:59.535		
11 -	39.425	111.2	44.555	122.2	41.439	118.9	2:05.419 (1)	85.21		15:24:04.954		
12 -	39.291	109.8	44.813	123.5	41.723	118.5	2:05.827 (2)	84.94	0.408	15:26:10.781		

P5		23		Rhys STEPHENSON			Honda - Rocket Racing					
IDEAL LAP TIME : 2:05.126		BEST LAP TIME : 2:05.475			DIFFERENCE : 0.349							
LAP	SECTOR 1	SECTOR 2	SECTOR 3	LAP TIME	MPH	DIFF	TIME OF DAY					
1 -	OUTLAP	108.5	46.629	120.0	42.651	117.1	2:13.609	79.99	8.134	15:02:58.618		
2 -	39.673	109.6	45.597	120.4	42.622	116.7	2:07.892	83.57	2.417	15:05:06.510		
3 -	39.739	111.1	45.183	120.9	42.250	116.7	2:07.172	84.04	1.697	15:07:13.682		
4 -	39.167	110.1	44.830	122.6	42.955	116.5	2:06.952	84.18	1.477	15:09:20.634		
5 -	39.667	110.5	44.926	122.4	42.241	115.7	2:06.834	84.26	1.359	15:11:27.468		
6 -	39.498	110.1	44.873	121.1	41.811	116.9	2:06.182	84.70	0.707	15:13:33.650		
7 -	39.268	110.9	44.552	121.1	41.886	116.7	2:05.706 (3)	85.02	0.231	15:15:39.356		
8 -	39.707	110.3	46.252	120.2	42.011	116.3	2:07.970	83.52	2.495	15:17:47.326		
9 -	39.341	109.6	44.832	122.9	42.023	119.4	2:06.196	84.69	0.721	15:19:53.522		
10 -	39.264	111.4	44.804	120.9	41.407	118.5	2:05.475 (1)	85.18		15:21:58.997		
11 -	39.251	111.4	44.626	122.6	41.651	118.3	2:05.528 (2)	85.14	0.053	15:24:04.525		
12 -	39.451	109.4	44.914	122.2	41.566	118.5	2:05.931	84.87	0.456	15:26:10.456		

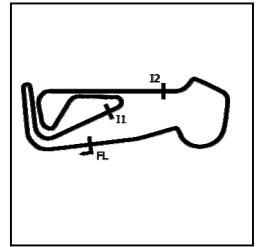
P6		40		Julian CORREA			Honda - Microlise Cresswell Racing					
IDEAL LAP TIME : 2:05.363		BEST LAP TIME : 2:05.581			DIFFERENCE : 0.218							
LAP	SECTOR 1	SECTOR 2	SECTOR 3	LAP TIME	MPH	DIFF	TIME OF DAY					
1 -	OUTLAP	109.1	46.341	122.0	42.494	117.9	2:12.476	80.67	6.895	15:02:16.389		
2 -	40.082	110.0	45.520	120.9	41.918	117.9	2:07.520	83.81	1.939	15:04:23.909		
3 -	39.683	111.4	45.464	123.3	41.761	117.1	2:06.908	84.21	1.327	15:06:30.817		
4 -	39.608	110.1	45.064	121.3	41.599	117.3	2:06.271	84.64	0.690	15:08:37.088		
5 -	39.615	109.1	47.161	109.1	IN PIT		4:02.846 P	44.01	1:57.265	15:12:39.934		
6 -	OUTLAP	109.4	45.830	119.8	42.012	117.7	2:15.624	78.80	10.043	15:14:55.558		
7 -	39.584	110.3	45.121	121.1	41.497	117.7	2:06.202	84.69	0.621	15:17:01.760		
8 -	39.306	110.5	44.951	120.9	41.720	117.9	2:05.977 (3)	84.84	0.396	15:19:07.737		
9 -	39.338	109.4	44.928	120.2	41.315	118.3	2:05.581 (1)	85.10		15:21:13.318		
10 -	39.367	109.8	45.276	119.8	41.905	117.9	2:06.548	84.45	0.967	15:23:19.866		
11 -	39.428	109.8	44.742	120.0	41.429	116.1	2:05.599 (2)	85.09	0.018	15:25:25.465		

MCRCB BULLETIN TK075

2023 Bennetts British Superbike Championship - Round 5

2023 R&G British Talent Cup

FREE PRACTICE 2 - SECTOR ANALYSIS



SECTOR 1 = FL to I1, SECTOR 2 = I1 to I2, SECTOR 3 = I2 to FL, DIFF = Difference To Personal Best Lap, P = Crossed Finish Line in Pit Lane, D = Time Disallowed

P7 24		Ryan FROST					Honda - Talentum Motorsport by Azure Notions				
IDEAL LAP TIME : 2:05.603		BEST LAP TIME : 2:06.211					DIFFERENCE : 0.608				
LAP		SECTOR 1	SECTOR 2		SECTOR 3		LAP TIME	MPH	DIFF	TIME OF DAY	
1 -	OUTLAP	108.4	45.715	122.6	43.786	115.3	2:14.566	79.42	8.355	15:02:28.711	
2 -	40.233	109.6	45.491	122.4	43.099	115.7	2:08.823	82.96	2.612	15:04:37.534	
3 -	39.814	111.1	45.283	123.1	42.074	116.7	2:07.171	84.04	0.960	15:06:44.705	
4 -	39.436	111.2	45.528	119.8	42.256	117.9	2:07.220	84.01	1.009	15:08:51.925	
5 -	40.327	107.0	48.518	92.4	44.084	114.7	2:12.929	80.40	6.718	15:11:04.854	
6 -	40.000	108.2	45.269	119.6	42.033	114.5	2:07.302	83.95	1.091	15:13:12.156	
7 -	39.974	107.2	44.911	118.9	41.774	115.3	2:06.659 (3)	84.38	0.448	15:15:18.815	
8 -	39.077	111.1	46.334	111.1	45.903	113.7	2:11.314	81.39	5.103	15:17:30.129	
9 -	39.685	108.4	44.846	119.6	41.680	115.9	2:06.211 (1)	84.68		15:19:36.340	
10 -	39.382	108.7	45.010	120.4	42.192	114.3	2:06.584 (2)	84.43	0.373	15:21:42.924	
11 -	39.476	108.9	45.170	119.4	42.089	115.9	2:06.735	84.33	0.524	15:23:49.659	
12 -	39.956	104.6	48.163	105.1	43.372	115.5	2:11.491	81.28	5.280	15:26:01.150	

P8 29		Lucas BROWN					Honda - Amphibian Scaffolding / SP125 Racing				
IDEAL LAP TIME : 2:06.144		BEST LAP TIME : 2:06.303					DIFFERENCE : 0.159				
LAP		SECTOR 1	SECTOR 2		SECTOR 3		LAP TIME	MPH	DIFF	TIME OF DAY	
1 -	OUTLAP	106.0	46.411	118.3	42.629	114.5	2:13.404	80.11	7.101	15:02:16.767	
2 -	40.274	106.8	45.326	119.1	41.887	115.1	2:07.487	83.83	1.184	15:04:24.254	
3 -	39.713	108.2	45.246	117.5	42.377	112.7	2:07.336	83.93	1.033	15:06:31.590	
4 -	40.154	107.5	45.061	117.5	41.759	113.3	2:06.974 (3)	84.17	0.671	15:08:38.564	
5 -	40.037	106.5	46.048	115.9	IN PIT		2:26.666 P	72.87	20.363	15:11:05.230	
6 -	OUTLAP	105.5	45.597	116.9	46.871	114.7	2:15.680	78.77	9.377	15:13:20.910	
7 -	39.625	106.6	46.424	119.6	42.446	112.4	2:08.495	83.17	2.192	15:15:29.405	
8 -	39.696	106.6	44.983	120.6	42.815	109.4	2:07.494	83.83	1.191	15:17:36.899	
9 -	41.844	92.9	49.591	114.3	41.970	112.9	2:13.405	80.11	7.102	15:19:50.304	
10 -	39.641	106.0	45.019	117.5	43.281	113.1	2:07.941	83.53	1.638	15:21:58.245	
11 -	39.714	106.5	44.896	115.7	41.693	113.3	2:06.303 (1)	84.62		15:24:04.548	
12 -	39.555	109.1	45.014	118.1	42.119	114.9	2:06.688 (2)	84.36	0.385	15:26:11.236	

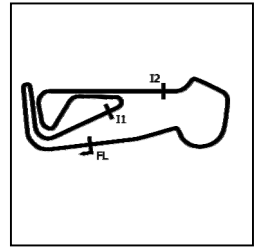
P9 75		Filip SUROWIAK					Honda - FS75 Racing / FAB Racing				
IDEAL LAP TIME : 2:06.382		BEST LAP TIME : 2:06.572					DIFFERENCE : 0.190				
LAP		SECTOR 1	SECTOR 2		SECTOR 3		LAP TIME	MPH	DIFF	TIME OF DAY	
1 -	OUTLAP	107.5	46.265	120.0	42.780	115.3	2:12.931	80.40	6.359	15:02:17.789	
2 -	40.497	108.5	45.893	119.4	42.568	116.5	2:08.958	82.88	2.386	15:04:26.747	
3 -	40.258	109.6	45.553	119.4	42.426	114.5	2:08.237	83.34	1.665	15:06:34.984	
4 -	40.220	109.2	45.345	119.4	42.320	115.5	2:07.885	83.57	1.313	15:08:42.869	
5 -	39.998	109.2	45.608	120.2	IN PIT		2:23.575 P	74.44	17.003	15:11:06.444	
6 -	OUTLAP	96.0	45.706	121.3	42.434	114.9	2:10.245	82.06	3.673	15:13:16.689	
7 -	39.836	108.5	45.459	118.1	42.179	114.5	2:07.474	83.84	0.902	15:15:24.163	
8 -	39.982	109.1	45.535	119.4	41.994	116.1	2:07.511	83.82	0.939	15:17:31.674	
9 -	39.819	109.8	45.074	121.3	41.913	116.3	2:06.806 (3)	84.28	0.234	15:19:38.480	
10 -	40.290	108.4	45.269	118.7	41.815	116.5	2:07.374	83.91	0.802	15:21:45.854	
11 -	39.672	109.4	45.088	119.1	41.812	116.1	2:06.572 (1)	84.44		15:23:52.426	
12 -	39.967	108.5	45.076	118.7	41.636	117.1	2:06.679 (2)	84.37	0.107	15:25:59.105	

MCRCB BULLETIN TK075

2023 Bennetts British Superbike Championship - Round 5

2023 R&G British Talent Cup

FREE PRACTICE 2 - SECTOR ANALYSIS



SECTOR 1 = FL to I1, SECTOR 2 = I1 to I2, SECTOR 3 = I2 to FL, DIFF = Difference To Personal Best Lap, P = Crossed Finish Line in Pit Lane, D = Time Disallowed

P10 48		Ollie WALKER					Honda - VisionTrack Racing Team			
IDEAL LAP TIME : 2:06.445		BEST LAP TIME : 2:06.587			DIFFERENCE : 0.142					
LAP	SECTOR 1	SECTOR 2		SECTOR 3		LAP TIME	MPH	DIFF	TIME OF DAY	
1 -	OUTLAP	106.3	46.253	119.4	44.337	114.9	2:15.316	78.98	8.729	15:02:28.536
2 -	40.401	107.7	45.915	122.2	43.687	119.1	2:10.003	82.21	3.416	15:04:38.539
3 -	40.014	109.6	45.618	122.4	42.428	116.9	2:08.060	83.46	1.473	15:06:46.599
4 -	39.869	108.7	45.418	122.2	42.142	117.3	2:07.429	83.87	0.842	15:08:54.028
5 -	40.185	109.8	45.524	122.0	42.405	115.7	2:08.114	83.42	1.527	15:11:02.142
6 -	39.999	108.4	45.336	122.0	42.161	116.9	2:07.496	83.83	0.909	15:13:09.638
7 -	39.736	109.2	45.267	120.4	42.073	116.9	2:07.076 (3)	84.10	0.489	15:15:16.714
8 -	40.303	108.9	47.766	105.3	43.861	116.7	2:11.930	81.01	5.343	15:17:28.644
9 -	39.963	108.5	45.344	120.4	41.943	117.7	2:07.250	83.99	0.663	15:19:35.894
10 -	39.678	108.9	45.073	120.6	42.139	117.1	2:06.890 (2)	84.23	0.303	15:21:42.784
11 -	39.515	109.8	45.215	120.2	41.857	117.5	2:06.587 (1)	84.43		15:23:49.371
12 -	43.877	107.5	45.398	121.7	42.098	117.5	2:11.373	81.35	4.786	15:26:00.744

P11 19		Scott McPHEE					Honda - SMP Racing			
IDEAL LAP TIME : 2:06.473		BEST LAP TIME : 2:06.882			DIFFERENCE : 0.409					
LAP	SECTOR 1	SECTOR 2		SECTOR 3		LAP TIME	MPH	DIFF	TIME OF DAY	
1 -	OUTLAP	106.6	48.302	119.4	43.523	117.1	2:18.713	77.05	11.831	15:03:22.199
2 -	40.740	109.1	46.076	119.8	42.729	116.5	2:09.545	82.50	2.663	15:05:31.744
3 -	40.849	109.2	46.415	120.4	42.474	116.3	2:09.738	82.38	2.856	15:07:41.482
4 -	40.203	110.1	45.889	120.0	42.357	115.5	2:08.449	83.20	1.567	15:09:49.931
5 -	40.241	109.4	45.794	121.7	42.249	116.7	2:08.284	83.31	1.402	15:11:58.215
6 -	40.878	108.4	45.781	119.6	IN PIT		5:10.047 P	34.47	3:03.165	15:17:08.262
7 -	OUTLAP	108.4	45.916	119.4	42.858	116.9	2:16.291	78.42	9.409	15:19:24.553
8 -	40.050	108.7	45.568	123.3	41.718	118.1	2:07.336 (3)	83.93	0.454	15:21:31.889
9 -	39.703	109.6	45.374	122.0	41.910	117.1	2:06.987 (2)	84.16	0.105	15:23:38.876
10 -	39.820	108.9	45.052	119.1	42.010	117.1	2:06.882 (1)	84.23		15:25:45.758

P12 7		Harley McCABE					Honda - McCabe Racing			
IDEAL LAP TIME : 2:06.680		BEST LAP TIME : 2:07.008			DIFFERENCE : 0.328					
LAP	SECTOR 1	SECTOR 2		SECTOR 3		LAP TIME	MPH	DIFF	TIME OF DAY	
1 -	OUTLAP	106.1	46.354	119.1	44.377	115.3	2:16.051	78.55	9.043	15:02:28.470
2 -	40.124	108.7	45.732	118.9	42.296	116.9	2:08.152	83.40	1.144	15:04:36.622
3 -	40.513	103.0	45.347	121.7	42.022	116.3	2:07.882	83.57	0.874	15:06:44.504
4 -	39.518	108.4	45.357	121.7	42.187	116.1	2:07.062 (2)	84.11	0.054	15:08:51.566
5 -	42.737	106.5	46.034	120.6	42.286	117.7	2:11.057	81.55	4.049	15:11:02.623
6 -	39.716	106.5	45.543	122.0	41.980	117.5	2:07.239	84.00	0.231	15:13:09.862
7 -	39.722	108.2	45.228	122.2	42.156	117.3	2:07.106 (3)	84.08	0.098	15:15:16.968
8 -	39.821	108.7	48.108	107.0	IN PIT		3:00.852 P	59.09	53.844	15:18:17.820
9 -	OUTLAP	107.8	45.385	118.3	42.617	114.1	2:10.520	81.88	3.512	15:20:28.340
10 -	39.846	108.2	45.203	118.1	41.959	115.7	2:07.008 (1)	84.15		15:22:35.348
11 -	39.537	107.3	46.432	117.3	42.556	115.9	2:08.525	83.15	1.517	15:24:43.873
12 -	39.745	108.5	45.662	117.1	42.212	115.1	2:07.619	83.74	0.611	15:26:51.492

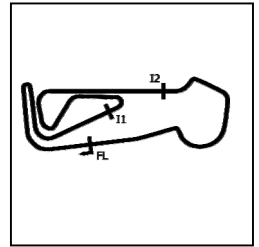
P13 66		Ronnie HARRIS					Honda - Kovara Projects / RS Racing			
IDEAL LAP TIME : 2:06.984		BEST LAP TIME : 2:07.115			DIFFERENCE : 0.131					
LAP	SECTOR 1	SECTOR 2		SECTOR 3		LAP TIME	MPH	DIFF	TIME OF DAY	
1 -	OUTLAP	105.1	48.945	103.2	IN PIT		5:37.882 P	31.63	3:30.767	15:05:43.388
2 -	OUTLAP	108.7	46.568	119.6	43.248	116.9	2:14.896	79.23	7.781	15:07:58.284
3 -	40.494	109.1	45.855	120.2	43.150	115.7	2:09.499	82.53	2.384	15:10:07.783
4 -	40.419	110.1	45.624	121.1	42.866	117.1	2:08.909	82.91	1.794	15:12:16.692
5 -	40.156	108.7	46.143	120.9	42.731	116.9	2:09.030	82.83	1.915	15:14:25.722
6 -	40.284	109.6	45.584	121.5	42.578	116.7	2:08.446 (3)	83.21	1.331	15:16:34.168
7 -	39.878	108.9	45.597	120.2	42.683	116.7	2:08.158 (2)	83.39	1.043	15:18:42.326
8 -	39.762	109.1	45.769	119.8	IN PIT		3:08.688 P	56.64	1:01.573	15:21:51.014
9 -	OUTLAP	110.1	45.008	120.4	42.471	118.7	2:11.314	81.39	4.199	15:24:02.328
10 -	39.654	108.5	45.139	121.7	42.322	117.5	2:07.115 (1)	84.08		15:26:09.443

MCRCB BULLETIN TK075

2023 Bennetts British Superbike Championship - Round 5

2023 R&G British Talent Cup

FREE PRACTICE 2 - SECTOR ANALYSIS



SECTOR 1 = FL to I1, SECTOR 2 = I1 to I2, SECTOR 3 = I2 to FL, DIFF = Difference To Personal Best Lap, P = Crossed Finish Line in Pit Lane, D = Time Disallowed

P14 61		Harrison MACKAY					Honda - Wilson Racing / HMR				
IDEAL LAP TIME : 2:07.118		BEST LAP TIME : 2:07.184					DIFFERENCE : 0.066				
LAP	SECTOR 1	SECTOR 2		SECTOR 3		LAP TIME	MPH	DIFF	TIME OF DAY		
1 -	OUTLAP	106.6	46.749	118.9	43.545	115.1	2:15.839	78.68	8.655	15:02:21.614	
2 -	40.571	107.7	45.961	118.5	43.004	115.3	2:09.536	82.51	2.352	15:04:31.150	
3 -	40.443	108.2	46.380	117.5	44.005	114.3	2:10.828	81.69	3.644	15:06:41.978	
4 -	40.279	108.4	47.147	118.1	42.485	116.9	2:09.911	82.27	2.727	15:08:51.889	
5 -	40.390	105.6	47.022	115.1	43.299	115.5	2:10.711	81.76	3.527	15:11:02.600	
6 -	40.117	109.2	45.402	121.3	42.339	114.7	2:07.858 (3)	83.59	0.674	15:13:10.458	
7 -	39.860	109.4	45.169	119.4	42.155	115.7	2:07.184 (1)	84.03		15:15:17.642	
8 -	39.794	109.6	46.840	113.7	IN PIT		3:00.563 P	59.19	53.379	15:18:18.205	
9 -	OUTLAP	108.9	48.613	117.1	42.653	113.7	2:13.754	79.90	6.570	15:20:31.959	
10 -	40.336	107.5	48.619	115.7	42.714	115.3	2:11.669	81.17	4.485	15:22:43.628	
11 -	40.130	107.3	45.721	118.5	42.420	115.3	2:08.271	83.32	1.087	15:24:51.899	
12 -	39.919	107.5	45.429	117.9	42.261	114.7	2:07.609 (2)	83.75	0.425	15:26:59.508	

P15 99		Peter WILLIS					Honda - Belfast Chauffeur Hire by WM-Racing				
IDEAL LAP TIME : 2:07.556		BEST LAP TIME : 2:07.716					DIFFERENCE : 0.160				
LAP	SECTOR 1	SECTOR 2		SECTOR 3		LAP TIME	MPH	DIFF	TIME OF DAY		
1 -	OUTLAP	107.2	47.005	120.4	43.849	115.5	2:16.984	78.02	9.268	15:02:39.147	
2 -	40.395	104.6	46.242	120.2	42.787	116.9	2:09.424	82.58	1.708	15:04:48.571	
3 -	40.457	110.0	45.786	122.6	42.799	115.1	2:09.042	82.82	1.326	15:06:57.613	
4 -	40.151	108.2	46.680	120.6	42.752	116.3	2:09.583	82.48	1.867	15:09:07.196	
5 -	40.254	109.6	45.767	121.5	42.978	115.7	2:08.999	82.85	1.283	15:11:16.195	
6 -	40.297	108.5	46.019	121.5	43.234	117.5	2:09.550	82.50	1.834	15:13:25.745	
7 -	40.477	110.1	46.381	121.3	42.494	115.1	2:09.352	82.62	1.636	15:15:35.097	
8 -	40.183	109.4	45.831	119.6	42.574	115.1	2:08.588 (3)	83.11	0.872	15:17:43.685	
9 -	40.392	108.7	46.193	119.4	42.889	115.5	2:09.474	82.55	1.758	15:19:53.159	
10 -	39.984	110.3	45.537	121.1	42.195	116.3	2:07.716 (1)	83.68		15:22:00.875	
11 -	40.095	109.6	45.377	120.0	42.538	118.7	2:08.010 (2)	83.49	0.294	15:24:08.885	
12 -	40.015	109.8	45.581	121.3	43.361	115.7	2:08.957	82.88	1.241	15:26:17.842	

P16 64		Clayton EDMUNDS					Honda - City Lifting / RS Racing				
IDEAL LAP TIME : 2:07.363		BEST LAP TIME : 2:07.732					DIFFERENCE : 0.369				
LAP	SECTOR 1	SECTOR 2		SECTOR 3		LAP TIME	MPH	DIFF	TIME OF DAY		
1 -	OUTLAP	107.2	46.484	120.9	IN PIT		2:35.256 P	68.84	27.524	15:02:48.476	
2 -	OUTLAP	108.2	45.884	119.1	42.809	116.9	2:10.561	81.86	2.829	15:04:59.037	
3 -	40.264	109.8	46.342	120.9	43.694	117.7	2:10.300	82.02	2.568	15:07:09.337	
4 -	40.388	109.4	45.632	118.9	43.016	116.1	2:09.036	82.83	1.304	15:09:18.373	
5 -	40.132	110.0	45.819	120.0	IN PIT		6:06.287 P	29.17	3:58.555	15:15:24.660	
6 -	OUTLAP	108.7	45.745	119.4	42.669	116.5	2:11.947	81.00	4.215	15:17:36.607	
7 -	40.139	108.9	45.423	118.5	42.337	116.9	2:07.899 (2)	83.56	0.167	15:19:44.506	
8 -	40.036	108.5	45.523	119.4	43.903	116.9	2:09.462	82.55	1.730	15:21:53.968	
9 -	40.322	109.1	45.485	118.9	42.275	117.3	2:08.082 (3)	83.44	0.350	15:24:02.050	
10 -	39.761	109.1	45.327	119.4	42.644	118.1	2:07.732 (1)	83.67		15:26:09.782	

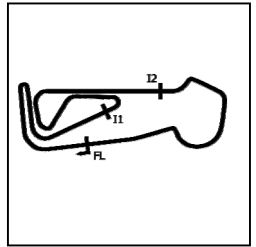
P17 2		Josh BANNISTER					Honda - Dunsley Heat Racing				
IDEAL LAP TIME : 2:07.683		BEST LAP TIME : 2:08.324					DIFFERENCE : 0.641				
LAP	SECTOR 1	SECTOR 2		SECTOR 3		LAP TIME	MPH	DIFF	TIME OF DAY		
1 -	OUTLAP	104.5	46.945	118.9	43.378	111.4	2:15.384	78.94	7.060	15:02:22.718	
2 -	41.519	106.1	46.181	118.3	42.225	114.9	2:09.925 (3)	82.26	1.601	15:04:32.643	
3 -	40.412	107.5	45.886	118.9	44.730	106.3	2:11.028	81.57	2.704	15:06:43.671	
4 -	40.425	105.8	45.504	120.6	IN PIT		9:53.728 P	18.00	7:45.404	15:16:37.399	
5 -	OUTLAP	106.1	46.320	117.3	IN PIT		2:38.537 P	67.41	30.213	15:19:15.936	
6 -	OUTLAP	107.0	46.978	115.7	42.521	112.9	2:15.980	78.60	7.656	15:21:31.916	
7 -	40.047	107.5	45.558	120.2	43.282	113.3	2:08.887 (2)	82.92	0.563	15:23:40.803	
8 -	40.342	107.0	45.850	114.5	42.132	114.5	2:08.324 (1)	83.28		15:25:49.127	

MCRCB BULLETIN TK075

2023 Bennetts British Superbike Championship - Round 5

2023 R&G British Talent Cup

FREE PRACTICE 2 - SECTOR ANALYSIS



SECTOR 1 = FL to I1, SECTOR 2 = I1 to I2, SECTOR 3 = I2 to FL, DIFF = Difference To Personal Best Lap, P = Crossed Finish Line in Pit Lane, D = Time Disallowed

P18 42		Ben JOLLIFFE					Honda - Wilson Racing				
IDEAL LAP TIME : 2:08.216		BEST LAP TIME : 2:08.442					DIFFERENCE : 0.226				
LAP	SECTOR 1	SECTOR 2		SECTOR 3		LAP TIME	MPH	DIFF	TIME OF DAY		
1 -	OUTLAP	103.2	47.758	119.8	44.617	115.1	2:17.888	77.51	9.446	15:02:26.130	
2 -	41.055	106.8	47.163	116.7	44.147	116.7	2:12.365	80.74	3.923	15:04:38.495	
3 -	40.741	109.8	46.961	119.8	43.497	114.7	2:11.199	81.46	2.757	15:06:49.694	
4 -	40.470	108.9	46.401	117.9	43.529	114.7	2:10.400	81.96	1.958	15:09:00.094	
5 -	40.297	109.2	46.218	120.4	43.093	113.9	2:09.608	82.46	1.166	15:11:09.702	
6 -	40.628	107.3	46.367	119.6	43.398	114.9	2:10.393	81.96	1.951	15:13:20.095	
7 -	40.130	107.2	46.683	121.3	42.883	114.3	2:09.696	82.40	1.254	15:15:29.791	
8 -	40.108	108.9	45.895	120.4	42.773	114.1	2:08.776 (2)	82.99	0.334	15:17:38.567	
9 -	40.260	105.8	46.633	117.3	42.790	114.9	2:09.683	82.41	1.241	15:19:48.250	
10 -	40.670	107.7	45.638	118.3	44.469	114.9	2:10.777	81.72	2.335	15:21:59.027	
11 -	40.509	109.8	45.704	118.3	42.563	114.9	2:08.776 (2)	82.99	0.334	15:24:07.803	
12 -	40.015	107.7	45.805	118.9	42.622	115.3	2:08.442 (1)	83.21		15:26:16.245	

P19 28		Charlie BARNES					Honda - Talentum Motorsport by Azure Notions				
IDEAL LAP TIME : 2:08.441		BEST LAP TIME : 2:08.619					DIFFERENCE : 0.178				
LAP	SECTOR 1	SECTOR 2		SECTOR 3		LAP TIME	MPH	DIFF	TIME OF DAY		
1 -	OUTLAP	107.2	46.620	120.0	43.966	116.1	2:19.055	76.86	10.436	15:02:30.834	
2 -	40.563	106.6	46.902	117.7	43.247	114.7	2:10.712	81.76	2.093	15:04:41.546	
3 -	40.468	106.1	46.582	118.5	45.679	112.4	2:12.729	80.52	4.110	15:06:54.275	
4 -	40.654	105.3	46.708	119.4	42.947	114.1	2:10.309	82.02	1.690	15:09:04.584	
5 -	40.456	107.2	46.448	117.9	43.070	113.5	2:09.974	82.23	1.355	15:11:14.558	
6 -	40.545	107.2	46.582	116.7	43.965	113.3	2:11.092	81.53	2.473	15:13:25.650	
7 -	40.571	107.3	46.584	117.1	42.926	113.9	2:10.081	82.16	1.462	15:15:35.731	
8 -	40.312	107.7	46.526	115.9	42.558	114.3	2:09.396 (3)	82.59	0.777	15:17:45.127	
9 -	40.169	107.2	46.235	119.8	42.753	115.1	2:09.157 (2)	82.75	0.538	15:19:54.284	
10 -	39.892	107.2	46.394	117.1	42.333	114.1	2:08.619 (1)	83.09		15:22:02.903	

P20 88		Sviatoslav PYLYPENKO					Honda - Microlise Cresswell Racing				
IDEAL LAP TIME : 2:09.132		BEST LAP TIME : 2:09.132					DIFFERENCE : 0.000				
LAP	SECTOR 1	SECTOR 2		SECTOR 3		LAP TIME	MPH	DIFF	TIME OF DAY		
1 -	OUTLAP	104.5	47.610	116.3	43.764	113.5	2:16.830	78.11	7.698	15:02:36.473	
2 -	41.022	106.0	46.959	114.1	43.204	113.7	2:11.185	81.47	2.053	15:04:47.658	
3 -	40.798	108.7	46.476	116.1	43.235	112.4	2:10.509	81.89	1.377	15:06:58.167	
4 -	40.738	107.7	47.164	116.5	IN PIT		5:45.782 P	30.90	3:36.650	15:12:43.949	
5 -	OUTLAP	105.8	46.713	115.9	43.233	113.5	2:15.947	78.61	6.815	15:14:59.896	
6 -	40.846	107.2	46.420	115.1	43.041	112.9	2:10.307	82.02	1.175	15:17:10.203	
7 -	40.518	107.2	46.216	115.5	42.858	113.7	2:09.592 (2)	82.47	0.460	15:19:19.795	
8 -	40.381	105.8	46.168	115.9	42.583	113.7	2:09.132 (1)	82.76		15:21:28.927	
9 -	40.679	104.3	47.383	118.7	42.818	114.5	2:10.880	81.66	1.748	15:23:39.807	
10 -	40.472	105.8	46.729	115.5	42.778	114.1	2:09.979 (3)	82.22	0.847	15:25:49.786	

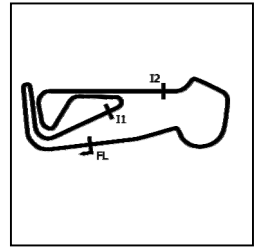
P21 71		Daniel GOODMAN					Honda - VisionTrack Racing Team				
IDEAL LAP TIME : 2:09.267		BEST LAP TIME : 2:09.388					DIFFERENCE : 0.121				
LAP	SECTOR 1	SECTOR 2		SECTOR 3		LAP TIME	MPH	DIFF	TIME OF DAY		
1 -	OUTLAP	101.8	47.970	117.9	44.239	115.5	2:18.238	77.31	8.850	15:02:57.917	
2 -	41.205	106.0	46.290	118.9	43.466	115.9	2:10.961	81.61	1.573	15:05:08.878	
3 -	41.469	103.2	46.717	118.5	IN PIT		3:33.362 P	50.09	1:23.974	15:08:42.240	
4 -	OUTLAP	104.5	47.016	119.4	43.760	114.3	2:16.171	78.49	6.783	15:10:58.411	
5 -	40.732	105.6	46.223	119.6	1:03.760	114.1	2:30.715	70.91	21.327	15:13:29.126	
6 -	40.584	105.3	46.643	118.5	43.622	115.7	2:10.849	81.68	1.461	15:15:39.975	
7 -	40.523	105.3	46.108	119.1	43.473	115.1	2:10.104	82.15	0.716	15:17:50.079	
8 -	40.421	105.6	46.464	118.1	43.257	115.5	2:10.142	82.12	0.754	15:20:00.221	
9 -	40.377	104.8	46.067	117.9	43.215	115.9	2:09.659 (3)	82.43	0.271	15:22:09.880	
10 -	40.278	106.0	46.022	116.9	43.293	116.3	2:09.593 (2)	82.47	0.205	15:24:19.473	
11 -	40.399	106.1	45.859	118.7	43.130	116.3	2:09.388 (1)	82.60		15:26:28.861	

MCRCB BULLETIN TK075

2023 Bennetts British Superbike Championship - Round 5

2023 R&G British Talent Cup

FREE PRACTICE 2 - SECTOR ANALYSIS



SECTOR 1 = FL to I1, SECTOR 2 = I1 to I2, SECTOR 3 = I2 to FL, DIFF = Difference To Personal Best Lap, P = Crossed Finish Line in Pit Lane, D = Time Disallowed

P22 33		Eli BANISH					Honda - VisionTrack Racing Team			
IDEAL LAP TIME : 2:09.331		BEST LAP TIME : 2:09.499			DIFFERENCE : 0.168					
LAP	SECTOR 1	SECTOR 2		SECTOR 3		LAP TIME	MPH	DIFF	TIME OF DAY	
1 -	OUTLAP	100.9	48.562	116.7	44.044	115.1	2:21.319	75.63	11.820	15:03:01.843
2 -	41.437	107.3	46.816	117.5	43.861	115.7	2:12.114	80.90	2.615	15:05:13.957
3 -	41.208	107.7	46.749	118.5	IN PIT		3:09.570	P 56.38	1:00.071	15:08:23.527
4 -	OUTLAP	106.5	47.666	117.1	44.130	115.3	2:18.037	77.42	8.538	15:10:41.564
5 -	41.258	107.0	46.801	118.3	43.592	115.7	2:11.651	81.18	2.152	15:12:53.215
6 -	40.826	107.0	46.360	120.0	43.233	116.1	2:10.419	81.95	0.920	15:15:03.634
7 -	40.442	109.1	46.104	118.9	43.120	115.9	2:09.666	(2) 82.42	0.167	15:17:13.300
8 -	40.388	109.2	46.187	119.1	43.218	116.7	2:09.793	(3) 82.34	0.294	15:19:23.093
9 -	40.676	108.0	46.440	119.1	43.308	116.3	2:10.424	81.94	0.925	15:21:33.517
10 -	40.556	108.5	45.947	120.2	42.996	116.5	2:09.499	(1) 82.53		15:23:43.016
11 -	41.129	107.8	46.371	117.3	43.158	113.5	2:10.658	81.80	1.159	15:25:53.674

P23 65		Alexander ROWAN					Honda - Mortimer Racing Victoria House Academy			
IDEAL LAP TIME : 2:09.230		BEST LAP TIME : 2:09.733			DIFFERENCE : 0.503					
LAP	SECTOR 1	SECTOR 2		SECTOR 3		LAP TIME	MPH	DIFF	TIME OF DAY	
1 -	OUTLAP	108.9	46.954	120.9	43.766	116.9	2:18.322	77.26	8.589	15:02:30.491
2 -	39.938	109.4	46.735	118.3	43.060	116.1	2:09.733	(1) 82.38		15:04:40.224
3 -	40.149	109.4	46.232	119.4	43.415	108.4	2:09.796	(2) 82.34	0.063	15:06:50.020
4 -	44.497	97.9	52.323	104.3	IN PIT		12:42.690	P 14.01	10:32.957	15:19:32.710
5 -	OUTLAP	96.4	50.553	111.6	IN PIT		3:12.229	P 55.60	1:02.496	15:22:44.939
6 -	OUTLAP	108.2	46.758	119.4	44.295	111.8	2:15.957	78.61	6.224	15:25:00.896

P24 67		George BOWES					Honda - Microlise Cresswell Racing			
IDEAL LAP TIME : 2:10.380		BEST LAP TIME : 2:10.522			DIFFERENCE : 0.142					
LAP	SECTOR 1	SECTOR 2		SECTOR 3		LAP TIME	MPH	DIFF	TIME OF DAY	
1 -	OUTLAP	105.8	48.260	119.8	44.794	116.7	2:19.349	76.70	8.827	15:02:44.420
2 -	41.333	109.4	47.439	119.1	44.387	117.1	2:13.159	80.26	2.637	15:04:57.579
3 -	41.100	110.1	46.909	121.3	44.197	117.7	2:12.206	80.84	1.684	15:07:09.785
4 -	40.752	110.9	46.468	122.2	44.044	118.3	2:11.264	(3) 81.42	0.742	15:09:21.049
5 -	41.281	110.3	46.883	122.0	43.733	117.3	2:11.897	81.03	1.375	15:11:32.946
6 -	40.862	110.0	47.141	120.6	43.364	117.7	2:11.367	81.36	0.845	15:13:44.313
7 -	40.718	108.9	47.285	119.8	43.405	116.7	2:11.408	81.33	0.886	15:15:55.721
8 -	41.003	109.8	46.688	120.9	44.282	115.3	2:11.973	80.98	1.451	15:18:07.694
9 -	41.466	109.2	46.947	118.9	43.986	116.3	2:12.399	80.72	1.877	15:20:20.093
10 -	41.006	108.0	46.670	118.5	43.602	116.5	2:11.278	81.41	0.756	15:22:31.371
11 -	40.860	109.4	46.384	118.7	43.278	116.7	2:10.522	(1) 81.88		15:24:41.893
12 -	40.919	109.2	46.423	118.7	43.328	114.3	2:10.670	(2) 81.79	0.148	15:26:52.563

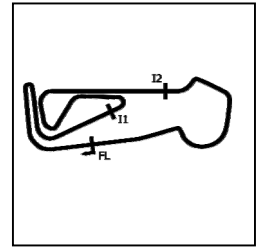
P25 76		Charlie HUNTINGFORD					Honda - Opteven Mototechniks			
IDEAL LAP TIME : 2:10.714		BEST LAP TIME : 2:10.714			DIFFERENCE : 0.000					
LAP	SECTOR 1	SECTOR 2		SECTOR 3		LAP TIME	MPH	DIFF	TIME OF DAY	
1 -	OUTLAP	94.2	50.683	109.2	46.786	114.9	2:25.262	73.57	14.548	15:02:39.633
2 -	42.196	100.6	48.450	118.9	45.379	113.9	2:16.025	78.57	5.311	15:04:55.658
3 -	41.530	105.3	47.093	121.1	44.517	113.7	2:13.140	80.27	2.426	15:07:08.798
4 -	40.946	104.6	46.823	120.6	44.201	113.7	2:11.970	80.98	1.256	15:09:20.768
5 -	41.178	108.4	46.657	120.9	44.019	113.7	2:11.854	(3) 81.05	1.140	15:11:32.622
6 -	40.967	107.0	46.684	120.2	43.639	113.5	2:11.290	(2) 81.40	0.576	15:13:43.912
7 -	40.639	106.8	46.444	120.2	43.631	113.5	2:10.714	(1) 81.76		15:15:54.626
8 -	40.968	101.3	47.291	120.0	IN PIT		3:17.004	P 54.25	1:06.290	15:19:11.630
9 -	OUTLAP	103.8	48.451	117.3	44.400	113.3	2:27.923	72.25	17.209	15:21:39.553
10 -	41.317	103.2	47.474	120.2	45.982	110.5	2:14.773	79.30	4.059	15:23:54.326
11 -	41.499	105.8	47.237	118.5	44.281	114.9	2:13.017	80.35	2.303	15:26:07.343

MCRCB BULLETIN TK075

2023 Bennetts British Superbike Championship - Round 5

2023 R&G British Talent Cup

FREE PRACTICE 2 - SECTOR ANALYSIS



SECTOR 1 = FL to I1, SECTOR 2 = I1 to I2, SECTOR 3 = I2 to FL, DIFF = Difference To Personal Best Lap, P = Crossed Finish Line in Pit Lane, D = Time Disallowed

P26 11		Iwan JONES					Honda - Jones Brothers Racing Team				
IDEAL LAP TIME : 2:12.023		BEST LAP TIME : 2:12.334			DIFFERENCE : 0.311						
LAP	SECTOR 1	SECTOR 2		SECTOR 3		LAP TIME	MPH	DIFF	TIME OF DAY		
1 -	OUTLAP	102.1	49.243	115.3	44.722	112.7	2:20.954	75.82	8.620	15:02:36.158	
2 -	41.916	107.2	1:01.653	114.5	44.346	113.3	2:27.915	72.25	15.581	15:05:04.073	
3 -	41.583	108.2	47.153	116.9	44.439	112.2	2:13.175 (2)	80.25	0.841	15:07:17.248	
4 -	41.601	107.7	47.553	115.1	45.932	108.2	2:15.086	79.12	2.752	15:09:32.334	
5 -	41.952	107.3	47.423	116.9	44.115	112.4	2:13.490 (3)	80.06	1.156	15:11:45.824	
6 -	41.565	105.8	47.434	115.7	44.495	112.5	2:13.494	80.06	1.160	15:13:59.318	
7 -	41.810	107.7	47.527	116.1	IN PIT		6:24.287 P	27.81	4:11.953	15:20:23.605	
8 -	OUTLAP	105.8	47.280	114.7	43.883	114.1	2:24.022	74.21	11.688	15:22:47.627	
9 -	40.987	107.2	47.306	115.7	44.041	112.7	2:12.334 (1)	80.76		15:24:59.961	

P27 5		Luke SCOFIELD					Honda - Mortimer Racing Victoria House Academy				
IDEAL LAP TIME : 2:15.135		BEST LAP TIME : 2:15.200			DIFFERENCE : 0.065						
LAP	SECTOR 1	SECTOR 2		SECTOR 3		LAP TIME	MPH	DIFF	TIME OF DAY		
1 -	OUTLAP	94.1	50.462	114.7	46.882	113.9	2:31.829	70.39	16.629	15:04:13.353	
2 -	43.605	107.2	1:09.596	87.8	47.796	113.5	2:40.997	66.38	25.797	15:06:54.350	
3 -	43.143	98.1	1:04.531	101.5	IN PIT		5:08.298 P	34.66	2:53.098	15:12:02.648	
4 -	OUTLAP	99.4	49.561	116.5	46.227	113.9	2:28.485	71.98	13.285	15:14:31.133	
5 -	44.874	98.5	49.147	117.9	46.270	113.5	2:20.291	76.18	5.091	15:16:51.424	
6 -	43.259	100.1	48.894	116.5	45.572	114.3	2:17.725	77.60	2.525	15:19:09.149	
7 -	43.168	103.2	48.252	117.1	45.469	113.7	2:16.889 (3)	78.07	1.689	15:21:26.038	
8 -	42.858	101.2	48.057	118.1	44.797	113.9	2:15.712 (2)	78.75	0.512	15:23:41.750	
9 -	42.388	105.1	47.950	116.5	44.862	114.3	2:15.200 (1)	79.05		15:25:56.950	

MCRCB BULLETIN TK076**2023 Bennetts British Superbike Championship - Round 5****2023 R&G British Talent Cup****FREE PRACTICE 2 - BEST SECTORS**

SECTOR 1			SECTOR 2			SECTOR 3			IDEAL / BEST COMPARISON						
POS	NO	NAME	TIME	NO	NAME	TIME	NO	NAME	TIME	POS	NO	NAME	IDEAL	BEST	DIFF
													PERFECT LAP	2:03.198	
1	52	BELFORD	38.561	52	BELFORD	44.261	52	BELFORD	40.376	1	52	BELFORD	2:03.198	2:03.198	0.000
2	43	BRINTON	38.739	43	BRINTON	44.478	43	BRINTON	41.035	2	43	BRINTON	2:04.252	2:04.545	0.293
3	55	DESSOY	39.048	23	STEPHENSON	44.552	55	DESSOY	41.228	3	55	DESSOY	2:04.854	2:04.985	0.131
4	24	FROST	39.077	4	MOUNSEY	44.555	40	CORREA	41.315	4	23	STEPHENSON	2:05.126	2:05.475	0.349
5	23	STEPHENSON	39.167	55	DESSOY	44.578	23	STEPHENSON	41.407	5	4	MOUNSEY	2:05.285	2:05.419	0.134
6	4	MOUNSEY	39.291	40	CORREA	44.742	4	MOUNSEY	41.439	6	40	CORREA	2:05.363	2:05.581	0.218
7	40	CORREA	39.306	24	FROST	44.846	75	SUROWIAK	41.636	7	24	FROST	2:05.603	2:06.211	0.608
8	48	WALKER	39.515	29	BROWN	44.896	24	FROST	41.680	8	29	BROWN	2:06.144	2:06.303	0.159
9	7	McCABE	39.518	66	HARRIS	45.008	29	BROWN	41.693	9	75	SUROWIAK	2:06.382	2:06.572	0.190
10	29	BROWN	39.555	19	McPHEE	45.052	19	McPHEE	41.718	10	48	WALKER	2:06.445	2:06.587	0.142
11	66	HARRIS	39.654	48	WALKER	45.073	48	WALKER	41.857	11	19	McPHEE	2:06.473	2:06.882	0.409
12	75	SUROWIAK	39.672	75	SUROWIAK	45.074	7	McCABE	41.959	12	7	McCABE	2:06.680	2:07.008	0.328
13	19	McPHEE	39.703	61	MACKAY	45.169	2	BANNISTER	42.132	13	66	HARRIS	2:06.984	2:07.115	0.131
14	64	EDMUNDS	39.761	7	McCABE	45.203	61	MACKAY	42.155	14	61	MACKAY	2:07.118	2:07.184	0.066
15	61	MACKAY	39.794	64	EDMUNDS	45.327	99	WILLIS	42.195	15	64	EDMUNDS	2:07.363	2:07.732	0.369
16	28	BARNES	39.892	99	WILLIS	45.377	64	EDMUNDS	42.275	16	99	WILLIS	2:07.556	2:07.716	0.160
17	65	ROWAN	39.938	2	BANNISTER	45.504	66	HARRIS	42.322	17	2	BANNISTER	2:07.683	2:08.324	0.641
18	99	WILLIS	39.984	42	JOLLIFFE	45.638	28	BARNES	42.333	18	42	JOLLIFFE	2:08.216	2:08.442	0.226
19	42	JOLLIFFE	40.015	71	GOODMAN	45.859	42	JOLLIFFE	42.563	19	28	BARNES	2:08.441	2:08.619	0.178
20	2	BANNISTER	40.047	33	BANISH	45.947	88	PYLYPENKO	42.583	20	88	PYLYPENKO	2:09.132	2:09.132	0.000
21	71	GOODMAN	40.278	88	PYLYPENKO	46.168	33	BANISH	42.996	21	65	ROWAN	2:09.230	2:09.733	0.503
22	88	PYLYPENKO	40.381	28	BARNES	46.216	65	ROWAN	43.060	22	71	GOODMAN	2:09.267	2:09.388	0.121
23	33	BANISH	40.388	65	ROWAN	46.232	71	GOODMAN	43.130	23	33	BANISH	2:09.331	2:09.499	0.168
24	76	HUNTINGFORD	40.639	67	BOWES	46.384	67	BOWES	43.278	24	67	BOWES	2:10.380	2:10.522	0.142
25	67	BOWES	40.718	76	HUNTINGFORD	46.444	76	HUNTINGFORD	43.631	25	76	HUNTINGFORD	2:10.714	2:10.714	0.000
26	11	JONES	40.987	11	JONES	47.153	11	JONES	43.883	26	11	JONES	2:12.023	2:12.334	0.311
27	5	SCOFIELD	42.388	5	SCOFIELD	47.950	5	SCOFIELD	44.797	27	5	SCOFIELD	2:15.135	2:15.200	0.065

MCRCB BULLETIN TK077**2023 Bennetts British Superbike Championship - Round 5****2023 R&G British Talent Cup****FREE PRACTICE 2 - BEST SPEEDS**

POS	INTERMEDIATE 1			INTERMEDIATE 2			FINISH LINE		
	NO	NAME	MPH	NO	NAME	MPH	NO	NAME	MPH
1	43	BRINTON	113.1	52	BELFORD	124.2	4	MOUNSEY	120.6
2	52	BELFORD	111.6	43	BRINTON	123.8	23	STEPHENSON	119.4
3	23	STEPHENSON	111.4	4	MOUNSEY	123.8	48	WALKER	119.1
4	40	CORREA	111.4	40	CORREA	123.3	52	BELFORD	118.9
5	4	MOUNSEY	111.2	19	McPHEE	123.3	55	DESSOY	118.9
6	24	FROST	111.2	24	FROST	123.1	66	HARRIS	118.7
7	67	BOWES	110.9	23	STEPHENSON	122.9	99	WILLIS	118.7
8	99	WILLIS	110.3	99	WILLIS	122.6	43	BRINTON	118.5
9	19	McPHEE	110.1	55	DESSOY	122.4	40	CORREA	118.3
10	66	HARRIS	110.1	48	WALKER	122.4	67	BOWES	118.3
11	64	EDMUNDS	110.0	7	McCABE	122.2	19	McPHEE	118.1
12	55	DESSOY	109.8	67	BOWES	122.2	64	EDMUNDS	118.1
13	75	SUROWIAK	109.8	66	HARRIS	121.7	24	FROST	117.9
14	48	WALKER	109.8	75	SUROWIAK	121.3	7	McCABE	117.7
15	42	JOLLIFFE	109.8	61	MACKAY	121.3	75	SUROWIAK	117.1
16	61	MACKAY	109.6	42	JOLLIFFE	121.3	61	MACKAY	116.9
17	65	ROWAN	109.4	76	HUNTINGFORD	121.1	65	ROWAN	116.9
18	33	BANISH	109.2	64	EDMUNDS	120.9	42	JOLLIFFE	116.7
19	29	BROWN	109.1	65	ROWAN	120.9	33	BANISH	116.7
20	7	McCABE	108.7	29	BROWN	120.6	71	GOODMAN	116.3
21	88	PYLYPENKO	108.7	2	BANNISTER	120.6	28	BARNES	116.1
22	76	HUNTINGFORD	108.4	33	BANISH	120.2	29	BROWN	115.1
23	11	JONES	108.2	28	BARNES	120.0	2	BANNISTER	114.9
24	28	BARNES	107.7	71	GOODMAN	119.6	76	HUNTINGFORD	114.9
25	2	BANNISTER	107.5	88	PYLYPENKO	118.7	88	PYLYPENKO	114.5
26	5	SCOFIELD	107.2	5	SCOFIELD	118.1	5	SCOFIELD	114.3
27	71	GOODMAN	106.1	11	JONES	116.9	11	JONES	114.1

MCRCB BULLETIN TK078

2023 Bennetts British Superbike Championship - Round 5

2023 R&G British Talent Cup

FREE PRACTICE 2 - STATISTICS

Competitors Started	27
Planned Start	2023-07-07 @ 15:00:00.000
Actual Start	2023-07-07 @ 15:00:00.089
Finish Time	2023-07-07 @ 15:24:51.900
Track Length	2.9689mi.
Total Laps	293
Total Distance Covered	869.8910mi.

Session Fastest Lap History

NO	NAME	LAP TIME	TIME OF DAY	LAP	VEHICLE
40	Julian CORREA	2:07.520	15:04:23.909	2	Honda
29	Lucas BROWN	2:07.487	15:04:24.254	2	Honda
55	Harrison DESSOY	2:06.929	15:04:46.554	2	Honda
40	Julian CORREA	2:06.908	15:06:30.817	3	Honda
43	Amanuel BRINTON	2:06.077	15:06:43.595	3	Honda
52	Evan BELFORD	2:04.698	15:07:01.172	3	Honda
52	Evan BELFORD	2:04.326	15:20:07.212	9	Honda
52	Evan BELFORD	2:03.198	15:22:10.410	10	Honda

Flag History

TYPE	TIME OF DAY
GREEN	15:00:00.089
FINISH	15:24:51.900

Flag Statistics

TYPE	COUNT	TOTAL LAPS	TOTAL TIME
Green	1	12	28:40.917
Red	0	0	0.000
Safety Car	0	0	0.000
FCY	0	0	0.000

MCRCB BULLETIN TK079

2023 Bennetts British Superbike Championship - Round 5

2023 R&G British Talent Cup

FREE PRACTICE 2 - SESSION NOTES

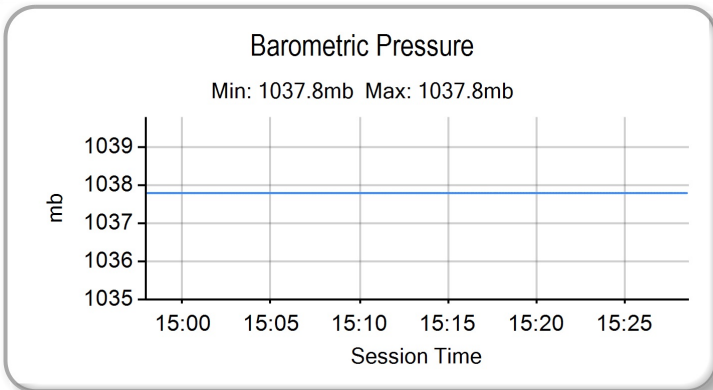
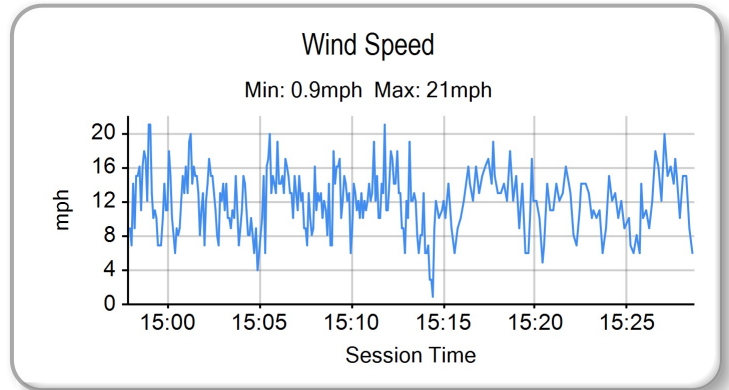
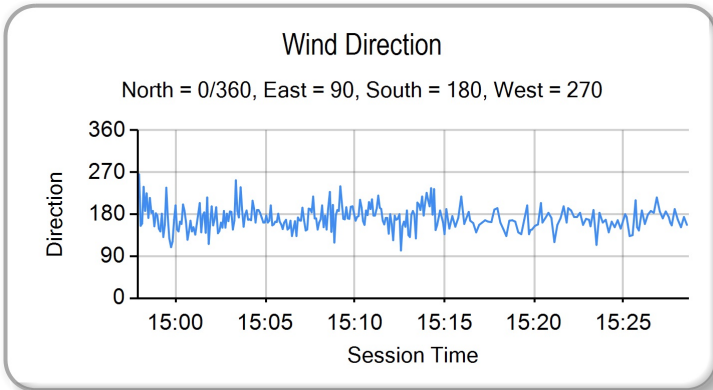
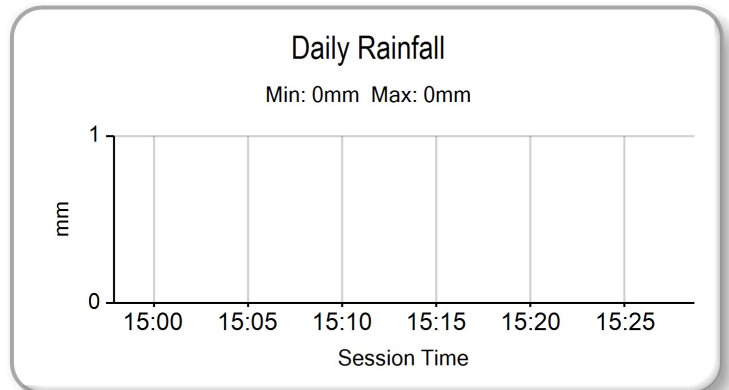
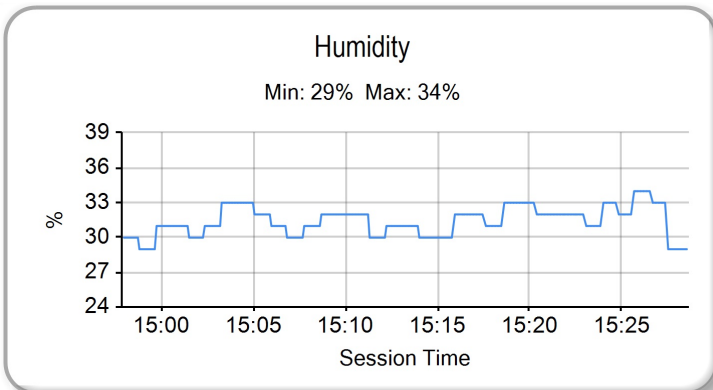
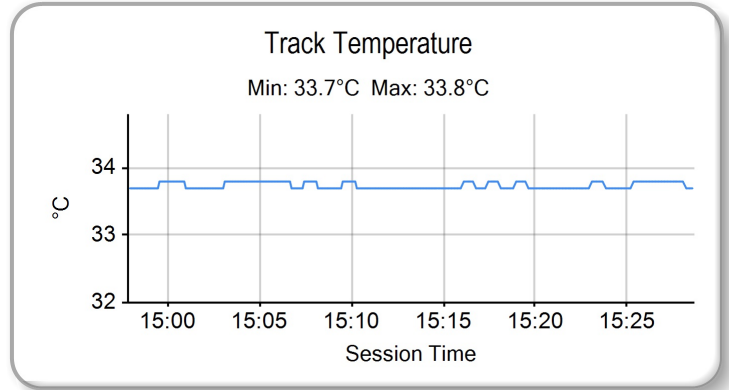
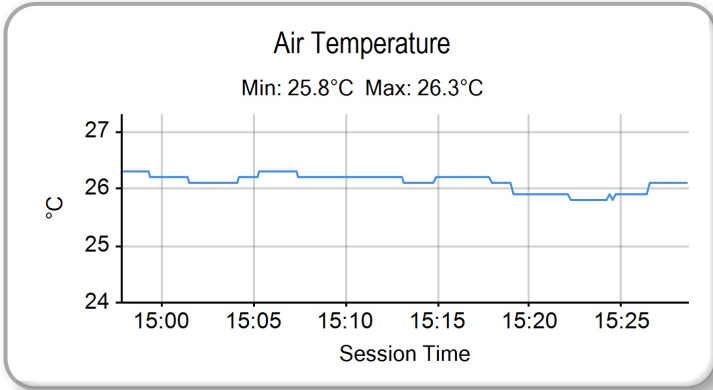
TIME	MESSAGE
15:09:48	NO. 2 STOPPED TECHNICAL PROBLEM - MURRYS
15:10:32	NO.52 EXCEEDED TRACK LIMITS T7 - LAP TIME CANCELLED

MCRCB BULLETIN TK080

2023 Bennetts British Superbike Championship - Round 5

2023 R&G British Talent Cup

FREE PRACTICE 2 - WEATHER CONDITIONS



FREE PRACTICE - COMBINED CLASSIFICATION

POS	NO	NAME	NAT	ENTRY	FIRST		SECOND		GAP	DIFF
					TIME	LAPS	TIME	LAPS		
1	52	Evan BELFORD	GBR	Honda - City Lifting / RS Racing	2:03.843	11	2:03.198	12		
2	43	Amanuel BRINTON	GBR	Honda - Kovara Projects / RS Racing	2:08.341	11	2:04.545	12	1.347	1.347
3	55	Harrison DESSOY	GBR	Honda - Microlise Cresswell Racing / Eastern Garage f	2:05.285	10	2:04.985	11	1.787	0.440
4	4	Sullivan MOUNSEY	GBR	Honda - Wilson Racing / Maddison Media	2:06.496	12	2:05.419	12	2.221	0.434
5	23	Rhys STEPHENSON	GBR	Honda - Rocket Racing	2:06.275	12	2:05.475	12	2.277	0.056
6	40	Julian CORREA	USA	Honda - Microlise Cresswell Racing	2:05.779	11	2:05.581	11	2.383	0.106
7	24	Ryan FROST	GBR	Honda - Talentum Motorsport by Azure Notions	2:07.197	12	2:06.211	12	3.013	0.630
8	29	Lucas BROWN	GBR	Honda - Amphibian Scaffolding / SP125 Racing	2:06.244	11	2:06.303	12	3.046	0.033
9	75	Filip SUROWIAK	POL	Honda - FS75 Racing / FAB Racing	2:07.570	10	2:06.572	12	3.374	0.328
10	48	Ollie WALKER	GBR	Honda - VisionTrack Racing Team	2:07.139	12	2:06.587	12	3.389	0.015
11	61	Harrison MACKAY	GBR	Honda - Wilson Racing / HMR	2:06.739	12	2:07.184	12	3.541	0.152
12	2	Josh BANNISTER	GBR	Honda - Dunsley Heat Racing	2:06.881	12	2:08.324	8	3.683	0.142
13	19	Scott McPHEE	GBR	Honda - SMP Racing	2:06.968	12	2:06.882	10	3.684	0.001
14	7	Harley McCABE	GBR	Honda - McCabe Racing	2:07.662	9	2:07.008	12	3.810	0.126
15	8	Alfie DAVIDSON	GBR	Honda - Banks Racing	2:07.012	12		0	3.814	0.004
16	66	Ronnie HARRIS	GBR	Honda - Kovara Projects / RS Racing	2:07.557	11	2:07.115	10	3.917	0.103
17	99	Peter WILLIS	GBR	Honda - Belfast Chauffeur Hire by WM-Racing	2:08.273	12	2:07.716	12	4.518	0.601
18	64	Clayton EDMUNDS	GBR	Honda - City Lifting / RS Racing	2:09.250	10	2:07.732	10	4.534	0.016
19	65	Alexander ROWAN	GBR	Honda - Mortimer Racing Victoria House Academy	2:08.047	10	2:09.733	6	4.849	0.315
20	42	Ben JOLLIFFE	GBR	Honda - Wilson Racing	2:10.144	12	2:08.442	12	5.244	0.395
21	28	Charlie BARNES	GBR	Honda - Talentum Motorsport by Azure Notions	2:10.616	9	2:08.619	10	5.421	0.177
22	71	Daniel GOODMAN	GBR	Honda - VisionTrack Racing Team	2:08.795	11	2:09.388	11	5.597	0.176
23	88	Sviatoslav PYLYPENKO	UKR	Honda - Microlise Cresswell Racing	2:10.233	11	2:09.132	10	5.934	0.337
24	33	Eli BANISH	USA	Honda - VisionTrack Racing Team	2:10.195	11	2:09.499	11	6.301	0.367
25	67	George BOWES	GBR	Honda - Microlise Cresswell Racing	2:11.281	11	2:10.522	12	7.324	1.023
26	76	Charlie HUNTINGFORD	GBR	Honda - Opteven Mototechniks		0	2:10.714	11	7.516	0.192
27	11	Iwan JONES	GBR	Honda - Jones Brothers Racing Team	2:12.698	9	2:12.334	9	9.136	1.620
28	5	Luke SCOFIELD	GBR	Honda - Mortimer Racing Victoria House Academy	2:16.313	11	2:15.200	9	12.002	2.866

QUALIFYING LAPTIME (110.0% of 2:03.198) = 2:15.517

Weather / Track : Bright / Dry

Snetterton 300: 2.9689 miles

These results are provisional until the conclusion of any judicial and technical matters.

Race Director : Stuart Higgs <i>S. Higgs</i>	Stewards :	Timekeeper : Richard Evans <i>R. EVANS</i>
<small>Digitally Approved at 15:35 Friday, 07 July 2023</small>		<small>Digitally Approved at 15:34 Friday, 07 July 2023</small>

Results can be found at www.britishsuperbike.com

Printed - 15:31 Friday, 07 July 2023