

POS	NO	NAME	NAT	ENTRY	TIME	ON	LAPS	GAP	DIFF	MPH
1	43	Amanuel BRINTON	GBR	Honda - Kovara Projects / RS Racing	1:01.816	4	8			95.53
2	52	Evan BELFORD	GBR	Honda - City Lifting / RS Racing	1:01.966	8	8	0.150	0.150	95.30
3	1	Johnny GARNES	GBR	Honda - VisionTrack Racing Team	1:01.971	4	8	0.155	0.005	95.29
4	4	Sullivan MOUNSEY	GBR	Honda - Wilson Racing / Maddison Media	1:02.054	7	8	0.238	0.083	95.16
5	40	Julian CORREA	USA	Honda - Microlise Cresswell Racing	1:02.487	6	8	0.671	0.433	94.51
6	99	Peter WILLIS	GBR	Honda - Belfast Chauffeur Hire by WM-Racing	1:02.702	7	8	0.886	0.215	94.18
7	64	Clayton EDMUNDS	GBR	Honda - City Lifting / RS Racing	1:02.752	8	8	0.936	0.050	94.11
8	48	Ollie WALKER	GBR	Honda - Wright Morgan / SP125 Racing	1:02.805	8	8	0.989	0.053	94.03
9	55	Harrison DESSOY	GBR	Honda - Microlise Cresswell Racing / Eastern Garage R	1:02.894	6	7	1.078	0.089	93.89
10	70	Oilly HORNER	GBR	Honda - Mortimer Racing Victoria House Academy	1:03.029	7	8	1.213	0.135	93.69
11	24	Ryan FROST	GBR	Honda - Talentum Motorsport by Azure Notions	1:03.233	4	8	1.417	0.204	93.39
12	76	Charlie HUNTINGFORD	GBR	Honda - Opteven Mototechniks	1:03.243	6	8	1.427	0.010	93.38
13	2	Josh BANNISTER	GBR	Honda - Dunsley Heat Racing	1:03.276	8	8	1.460	0.033	93.33
14	3	Jean TURNER	JPN	Honda - Talentum Motorsport by Azure Notions	1:03.320	6	8	1.504	0.044	93.26
15	61	Harrison MACKAY	GBR	Honda - Wilson Racing / Super Soco	1:03.365	8	8	1.549	0.045	93.20
16	27	Ted WILKINSON	GBR	Honda - Team RMB	1:03.417	3	8	1.601	0.052	93.12
17	8	Alfie DAVIDSON	GBR	Honda - Banks Racing	1:03.436	7	8	1.620	0.019	93.09
18	29	Lucas BROWN	GBR	Honda - Amphibian Scaffolding / SP125 Racing	1:03.440	8	8	1.624	0.004	93.09
19	42	Ben JOLLIFFE	GBR	Honda - Wilson Racing	1:03.516	7	8	1.700	0.076	92.97
20	75	Filip SUROWIAK	POL	Honda - FS75 Racing / FAB Racing	1:03.580	7	7	1.764	0.064	92.88
21	88	Sviatoslav PYLYPENKO	UKR	Honda - Microlise Cresswell Racing	1:03.632	7	7	1.816	0.052	92.80
22	33	Eli BANISH	USA	Honda - VisionTrack Racing Team	1:03.772	8	8	1.956	0.140	92.60
23	19	Scott McPHEE	GBR	Honda - SMP Racing	1:03.842	7	8	2.026	0.070	92.50
24	65	Alexander ROWAN	GBR	Honda - Mortimer Racing Victoria House Academy	1:03.989	8	8	2.173	0.147	92.29
25	71	Daniel GOODMAN	GBR	Honda - VisionTrack Racing Team	1:04.006	8	8	2.190	0.017	92.26
26	11	Iwan JONES	GBR	Honda - Jones Brothers Racing Team	1:04.282	7	8	2.466	0.276	91.87
27	66	Ronnie HARRIS	GBR	Honda - Team Harris Racing / FAB Racing	1:04.329	7	7	2.513	0.047	91.80
28	7	Harley McCABE	GBR	Honda - McCabe Racing	1:04.360	2	5	2.544	0.031	91.75
29	28	Charlie BARNES	GBR	Honda - Talentum Motorsport by Azure Notions	1:04.395	6	8	2.579	0.035	91.71
30	22	Josh O'BRIEN	IRL	Honda - VisionTrack Racing Team	1:05.034	7	8	3.218	0.639	90.80
31	67	George BOWES	GBR	Honda - Microlise Cresswell Racing	1:05.858	3	7	4.042	0.824	89.67

Weather / Track : Cloudy / Dry

These results are provisional until the conclusion of any judicial and technical matters.

Silverstone: 1.6404 miles

Date: 09/04/2023 Start: 09:15 Finish: 09:23

Race Director : Stuart Higgs <i>S. Higgs</i>	Stewards :	Timekeeper : Richard Evans <i>R. EVANS</i>
<small>Digitally Approved at 09:58 Sunday, 09 April 2023</small>		<small>Digitally Approved at 09:30 Sunday, 09 April 2023</small>

Results can be found at www.britishsuperbike.com

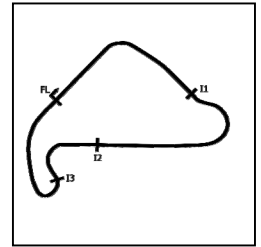
Printed - 09:26 Sunday, 09 April 2023

MCRCB BULLETIN TK302

2023 Bennetts British Superbike Championship - Round 1

2023 R&G British Talent Cup

WARM UP - SECTOR ANALYSIS



SECTOR 1 = FL to I1, SECTOR 2 = I1 to I2 SECTOR 3 = I2 to I3, SECTOR 4 = I3 to FL, DIFF = Difference To Personal Best Lap, P = Crossed Finish Line in Pit Lane, D = Time Disallowed

P1 43		Amanuel BRINTON				Honda - Kovara Projects / RS Racing			
IDEAL LAP TIME : 1:01.498		BEST LAP TIME : 1:01.816		DIFFERENCE : 0.318					
LAP	SECTOR 1	SECTOR 2	SECTOR 3	SECTOR 4	LAP TIME	MPH	DIFF	TIME OF DAY	
1 -	OUTLAP	22.570	127.5	10.932	16.492	120.8		09:16:12.824	
2 -	17.025	20.720	125.4	10.335	15.485	116.3	1:03.565	92.90 1.749 09:17:16.389	
3 -	16.811	20.490	127.5	10.203	15.213	117.0	1:02.717 (3)	94.16 0.901 09:18:19.106	
4 -	16.459	20.224	128.3	10.105	15.028	120.6	1:01.816 (1)	95.53 09:19:20.922	
5 -	16.886	21.677	126.1	10.477	15.245	118.9	1:04.285	91.86 2.469 09:20:25.207	
6 -	16.302	20.656	124.9	10.288	16.033	118.0	1:03.279	93.32 1.463 09:21:28.486	
7 -	16.222	20.628	125.9	11.285	16.513	113.1	1:04.648	91.35 2.832 09:22:33.134	
8 -	16.541	20.143	129.8	10.137	15.243	118.9	1:02.064 (2)	95.15 0.248 09:23:35.198	

P2 52		Evan BELFORD				Honda - City Lifting / RS Racing			
IDEAL LAP TIME : 1:01.582		BEST LAP TIME : 1:01.966		DIFFERENCE : 0.384					
LAP	SECTOR 1	SECTOR 2	SECTOR 3	SECTOR 4	LAP TIME	MPH	DIFF	TIME OF DAY	
1 -	OUTLAP	22.634	126.8	11.437	16.039	116.8		09:16:12.781	
2 -	17.453	20.928	129.8	10.531	15.311	118.9	1:04.223	91.95 2.257 09:17:17.004	
3 -	16.662	20.372	128.8	10.137	15.182	118.7	1:02.353 (2)	94.71 0.387 09:18:19.357	
4 -	16.439	20.384	129.0	10.370	15.207	120.0	1:02.400 (3)	94.64 0.434 09:19:21.757	
5 -	16.235	21.000	128.5	10.063	15.395	116.1	1:02.693	94.19 0.727 09:20:24.450	
6 -	16.770	21.067	124.9	10.372	15.392	117.6	1:03.601	92.85 1.635 09:21:28.051	
7 -	16.453	20.778	126.1	11.170	16.783	112.6	1:05.184	90.59 3.218 09:22:33.235	
8 -	16.532	20.304	130.3	10.150	14.980	121.7	1:01.966 (1)	95.30 09:23:35.201	

P3 1		Johnny GARNESS				Honda - VisionTrack Racing Team			
IDEAL LAP TIME : 1:01.886		BEST LAP TIME : 1:01.971		DIFFERENCE : 0.085					
LAP	SECTOR 1	SECTOR 2	SECTOR 3	SECTOR 4	LAP TIME	MPH	DIFF	TIME OF DAY	
1 -	OUTLAP	23.074	124.5	11.799	15.894	114.3		09:16:11.758	
2 -	17.434	21.338	124.9	10.697	15.411	116.3	1:04.880	91.02 2.909 09:17:16.638	
3 -	16.838	20.573	127.5	10.312	15.175	119.7	1:02.898	93.89 0.927 09:18:19.536	
4 -	16.421	20.306	131.3	10.095	15.149	118.7	1:01.971 (1)	95.29 09:19:21.507	
5 -	16.354	21.373	129.8	10.450	15.273	119.7	1:03.450	93.07 1.479 09:20:24.957	
6 -	16.476	20.567	125.9	10.077	15.306	116.1	1:02.426 (3)	94.60 0.455 09:21:27.383	
7 -	16.730	21.839	130.3	11.047	15.770	117.2	1:05.386	90.32 3.415 09:22:32.769	
8 -	16.626	20.319	126.8	10.128	15.232	117.8	1:02.305 (2)	94.78 0.334 09:23:35.074	

P4 4		Sullivan MOUNSEY				Honda - Wilson Racing / Maddison Media			
IDEAL LAP TIME : 1:02.054		BEST LAP TIME : 1:02.054		DIFFERENCE : 0.000					
LAP	SECTOR 1	SECTOR 2	SECTOR 3	SECTOR 4	LAP TIME	MPH	DIFF	TIME OF DAY	
1 -	OUTLAP	22.564	127.0	11.025	15.810	117.0		09:16:17.285	
2 -	17.217	21.330	127.8	10.426	15.562	116.6	1:04.535	91.51 2.481 09:17:21.820	
3 -	17.046	20.741	128.8	10.274	15.500	116.6	1:03.561	92.91 1.507 09:18:25.381	
4 -	16.511	20.476	129.3	10.060	15.298	119.5	1:02.345 (2)	94.72 0.291 09:19:27.726	
5 -	16.626	20.518	128.8	10.066	15.467	117.8	1:02.677	94.22 0.623 09:20:30.403	
6 -	16.461	20.457	130.5	10.086	15.369	117.8	1:02.373 (3)	94.68 0.319 09:21:32.776	
7 -	16.451	20.397	129.3	9.995	15.211	118.9	1:02.054 (1)	95.16 09:22:34.830	
8 -	16.867	20.664	128.8	10.062	15.384	118.2	1:02.977	93.77 0.923 09:23:37.807	

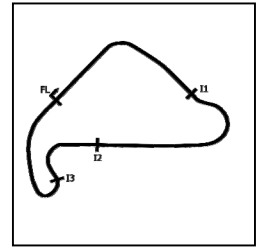
P5 40		Julian CORREA				Honda - Microlise Cresswell Racing			
IDEAL LAP TIME : 1:02.235		BEST LAP TIME : 1:02.487		DIFFERENCE : 0.252					
LAP	SECTOR 1	SECTOR 2	SECTOR 3	SECTOR 4	LAP TIME	MPH	DIFF	TIME OF DAY	
1 -	OUTLAP	22.187	126.3	11.462	15.920	118.9		09:16:13.301	
2 -	17.018	21.165	129.0	10.780	15.494	120.8	1:04.457	91.62 1.970 09:17:17.758	
3 -	16.654	20.464	129.8	10.570	15.189	122.2	1:02.877 (3)	93.92 0.390 09:18:20.635	
4 -	16.521	20.660	128.5	10.404	15.375	117.8	1:02.960	93.80 0.473 09:19:23.595	
5 -	16.611	20.439	129.8	10.327	15.267	118.9	1:02.644 (2)	94.27 0.157 09:20:26.239	
6 -	16.477	20.441	130.0	10.252	15.317	120.2	1:02.487 (1)	94.51 09:21:28.726	
7 -	16.355	20.487	128.3	10.679	15.369	116.6	1:02.890	93.90 0.403 09:22:31.616	
8 -	16.926	20.557	126.6	10.317	15.361	116.1	1:03.161	93.50 0.674 09:23:34.777	

MCRCB BULLETIN TK302

2023 Bennetts British Superbike Championship - Round 1

2023 R&G British Talent Cup

WARM UP - SECTOR ANALYSIS



SECTOR 1 = FL to I1, SECTOR 2 = I1 to I2 SECTOR 3 = I2 to I3, SECTOR 4 = I3 to FL, DIFF = Difference To Personal Best Lap, P = Crossed Finish Line in Pit Lane, D = Time Disallowed

P6 99		Peter WILLIS		Honda - Belfast Chauffer Hire by WM-Racing					
IDEAL LAP TIME : 1:02.604		BEST LAP TIME : 1:02.702		DIFFERENCE : 0.098					
LAP	SECTOR 1	SECTOR 2	SECTOR 3	SECTOR 4	LAP TIME	MPH	DIFF	TIME OF DAY	
1 -	OUTLAP	22.852 126.8	11.844	16.143 119.1				09:16:12.426	
2 -	17.493	21.115 127.3	10.901	15.767 119.7	1:05.276	90.47	2.574	09:17:17.702	
3 -	17.235	21.013 126.8	10.793	15.550 118.0	1:04.591	91.43	1.889	09:18:22.293	
4 -	17.061	20.734 128.0	10.365	15.477 119.1	1:03.637	92.80	0.935	09:19:25.930	
5 -	16.812	20.746 125.9	10.589	15.509 119.1	1:03.656	92.77	0.954	09:20:29.586	
6 -	17.061	20.880 127.5	10.265	15.358 118.9	1:03.564 (2)	92.90	0.862	09:21:33.150	
7 -	16.736	20.367 128.0	10.143	15.456 118.7	1:02.702 (1)	94.18		09:22:35.852	
8 -	16.996	20.863 126.3	10.264	15.487 117.6	1:03.610 (3)	92.84	0.908	09:23:39.462	

P7 64		Clayton EDMUNDS		Honda - City Lifting / RS Racing					
IDEAL LAP TIME : 1:02.329		BEST LAP TIME : 1:02.752		DIFFERENCE : 0.423					
LAP	SECTOR 1	SECTOR 2	SECTOR 3	SECTOR 4	LAP TIME	MPH	DIFF	TIME OF DAY	
1 -	OUTLAP	22.375 127.3	11.337	15.895 116.3				09:16:13.524	
2 -	17.044	21.186 128.0	10.682	15.531 120.4	1:04.443	91.64	1.691	09:17:17.967	
3 -	16.998	21.037 129.0	10.582	15.299 119.1	1:03.916	92.39	1.164	09:18:21.883	
4 -	16.726	20.786 128.3	10.326	15.297 118.0	1:03.135	93.54	0.383	09:19:25.018	
5 -	16.602	20.296 129.5	10.624	15.246 118.4	1:02.768 (2)	94.08	0.016	09:20:27.786	
6 -	16.622	20.669 127.3	10.225	15.409 116.8	1:02.925 (3)	93.85	0.173	09:21:30.711	
7 -	16.627	20.389 127.5	10.386	15.981 117.2	1:03.383	93.17	0.631	09:22:34.094	
8 -	16.572	20.461 127.5	10.483	15.236 119.5	1:02.752 (1)	94.11		09:23:36.846	

P8 48		Ollie WALKER		Honda - Wright Morgan / SP125 Racing					
IDEAL LAP TIME : 1:02.570		BEST LAP TIME : 1:02.805		DIFFERENCE : 0.235					
LAP	SECTOR 1	SECTOR 2	SECTOR 3	SECTOR 4	LAP TIME	MPH	DIFF	TIME OF DAY	
1 -	OUTLAP	22.152 123.3	10.866	15.999 113.9				09:16:34.757	
2 -	17.346	20.877 125.6	10.256	15.572 115.5	1:04.051	92.20	1.246	09:17:38.808	
3 -	16.976	20.460 129.0	10.376	15.469 116.3	1:03.281	93.32	0.476	09:18:42.089	
4 -	16.998	20.662 124.7	10.235	15.469 115.9	1:03.364	93.20	0.559	09:19:45.453	
5 -	16.912	20.588 124.2	10.263	15.548 116.3	1:03.311	93.28	0.506	09:20:48.764	
6 -	16.859	20.571 125.9	10.126	15.404 117.2	1:02.960 (3)	93.80	0.155	09:21:51.724	
7 -	16.637	20.492 126.3	10.104	15.582 116.8	1:02.815 (2)	94.01	0.010	09:22:54.539	
8 -	16.872	20.455 126.1	10.090	15.388 115.9	1:02.805 (1)	94.03		09:23:57.344	

P9 55		Harrison DESOY		Honda - Microlise Cresswell Racing / Eastern Garage Racing					
IDEAL LAP TIME : 1:02.799		BEST LAP TIME : 1:02.894		DIFFERENCE : 0.095					
LAP	SECTOR 1	SECTOR 2	SECTOR 3	SECTOR 4	LAP TIME	MPH	DIFF	TIME OF DAY	
1 -	OUTLAP	22.408 120.6	10.704	15.877 112.0				09:16:56.396	
2 -	17.632	21.330 124.0	10.151	15.543 113.5	1:04.656	91.33	1.762	09:18:01.052	
3 -	17.146	20.920 124.0	10.020	15.427 113.9	1:03.513	92.98	0.619	09:19:04.565	
4 -	17.025	20.712 124.0	9.888	15.372 114.5	1:02.997 (2)	93.74	0.103	09:20:07.562	
5 -	17.220	20.685 124.5	9.887	15.332 114.5	1:03.124	93.55	0.230	09:21:10.686	
6 -	16.947	20.780 124.7	9.837	15.330 114.1	1:02.894 (1)	93.89		09:22:13.580	
7 -	17.055	20.742 124.2	9.887	15.344 115.1	1:03.028 (3)	93.69	0.134	09:23:16.608	

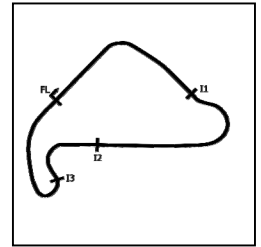
P10 70		Oilly HORNER		Honda - Mortimer Racing Victoria House Academy					
IDEAL LAP TIME : 1:03.029		BEST LAP TIME : 1:03.029		DIFFERENCE : 0.000					
LAP	SECTOR 1	SECTOR 2	SECTOR 3	SECTOR 4	LAP TIME	MPH	DIFF	TIME OF DAY	
1 -	OUTLAP	23.385 123.8	11.672	16.156 113.7				09:16:12.393	
2 -	17.694	21.125 127.3	10.707	15.710 115.1	1:05.236	90.52	2.207	09:17:17.629	
3 -	17.363	20.863 126.1	10.321	15.650 114.5	1:04.197	91.99	1.168	09:18:21.826	
4 -	17.048	20.915 126.3	10.261	15.504 115.1	1:03.728 (3)	92.66	0.699	09:19:25.554	
5 -	17.106	20.643 125.2	10.411	15.613 113.5	1:03.773	92.60	0.744	09:20:29.327	
6 -	17.158	20.783 124.0	10.320	15.573 114.7	1:03.834	92.51	0.805	09:21:33.161	
7 -	16.882	20.582 126.1	10.125	15.440 116.3	1:03.029 (1)	93.69		09:22:36.190	
8 -	16.936	20.722 124.9	10.405	15.573 114.9	1:03.636 (2)	92.80	0.607	09:23:39.826	

MCRCB BULLETIN TK302

2023 Bennetts British Superbike Championship - Round 1

2023 R&G British Talent Cup

WARM UP - SECTOR ANALYSIS



SECTOR 1 = FL to I1, SECTOR 2 = I1 to I2, SECTOR 3 = I2 to I3, SECTOR 4 = I3 to FL, DIFF = Difference To Personal Best Lap, P = Crossed Finish Line in Pit Lane, D = Time Disallowed

P11 24		Ryan FROST				Honda - Talentum Motorsport by Azure Notions				
IDEAL LAP TIME : 1:03.038		BEST LAP TIME : 1:03.233		DIFFERENCE : 0.195						
LAP	SECTOR 1	SECTOR 2		SECTOR 3		SECTOR 4	LAP TIME	MPH	DIFF	TIME OF DAY
1 -	OUTLAP	23.510	113.3	11.016	16.562	111.4				09:16:16.720
2 -	18.076	21.374	126.6	10.417	15.616	114.9	1:05.483	90.18	2.250	09:17:22.203
3 -	16.984	20.733	127.0	10.270	15.449	115.1	1:03.436 (2)	93.09	0.203	09:18:25.639
4 -	16.824	20.679	126.1	10.257	15.473	115.5	1:03.233 (1)	93.39		09:19:28.872
5 -	16.823	20.514	127.5	10.589	15.597	113.5	1:03.523 (3)	92.96	0.290	09:20:32.395
6 -	16.863	21.004	124.0	10.267	15.549	114.1	1:03.683	92.73	0.450	09:21:36.078
7 -	17.087	20.802	123.3	10.252	15.680	113.5	1:03.821	92.53	0.588	09:22:39.899
8 -	17.034	20.779	122.9	10.252	15.758	113.1	1:03.823	92.53	0.590	09:23:43.722

P12 76		Charlie HUNTINGFORD				Honda - Opteven Mototechniks				
IDEAL LAP TIME : 1:02.929		BEST LAP TIME : 1:03.243		DIFFERENCE : 0.314						
LAP	SECTOR 1	SECTOR 2		SECTOR 3		SECTOR 4	LAP TIME	MPH	DIFF	TIME OF DAY
1 -	OUTLAP	23.300	122.4	11.103	16.010	115.3				09:16:21.239
2 -	17.641	21.581	127.3	10.469	15.541	118.9	1:05.232	90.53	1.989	09:17:26.471
3 -	17.352	21.061	125.9	10.787	15.573	114.7	1:04.773	91.17	1.530	09:18:31.244
4 -	16.976	20.906	125.4	10.444	15.568	115.1	1:03.894 (3)	92.42	0.651	09:19:35.138
5 -	16.864	20.805	123.8	10.402	15.617	114.5	1:03.688 (2)	92.72	0.445	09:20:38.826
6 -	16.948	20.659	125.6	10.229	15.407	116.3	1:03.243 (1)	93.38		09:21:42.069
7 -	16.701	20.592	126.6	10.848	16.519	111.4	1:04.660	91.33	1.417	09:22:46.729
8 -	17.224	21.656	121.1	11.284	15.934	113.5	1:06.098	89.34	2.855	09:23:52.827

P13 2		Josh BANNISTER				Honda - Dunsley Heat Racing				
IDEAL LAP TIME : 1:03.076		BEST LAP TIME : 1:03.276		DIFFERENCE : 0.200						
LAP	SECTOR 1	SECTOR 2		SECTOR 3		SECTOR 4	LAP TIME	MPH	DIFF	TIME OF DAY
1 -	OUTLAP	21.942	122.2	10.800	16.098	109.9				09:16:06.440
2 -	17.587	21.350	122.6	10.497	15.864	111.6	1:05.298	90.44	2.022	09:17:11.738
3 -	17.459	21.167	122.9	10.600	15.758	112.2	1:04.984	90.87	1.708	09:18:16.722
4 -	17.059	20.869	125.6	10.416	15.672	112.6	1:04.016 (3)	92.25	0.740	09:19:20.738
5 -	17.171	21.094	122.4	10.386	15.484	114.3	1:04.135	92.08	0.859	09:20:24.873
6 -	16.788	20.899	125.6	10.274	15.400	117.6	1:03.361 (2)	93.20	0.085	09:21:28.234
7 -	16.651	20.751	123.3	11.012	16.686	111.6	1:05.100	90.71	1.824	09:22:33.334
8 -	16.712	20.755	124.9	10.318	15.491	114.5	1:03.276 (1)	93.33		09:23:36.610

P14 3		Jean TURNER				Honda - Talentum Motorsport by Azure Notions				
IDEAL LAP TIME : 1:03.070		BEST LAP TIME : 1:03.320		DIFFERENCE : 0.250						
LAP	SECTOR 1	SECTOR 2		SECTOR 3		SECTOR 4	LAP TIME	MPH	DIFF	TIME OF DAY
1 -	OUTLAP	22.153	122.0	10.747	16.029	112.0				09:16:07.463
2 -	17.504	21.259	124.0	10.396	15.783	113.5	1:04.942	90.93	1.622	09:17:12.405
3 -	17.128	21.149	125.2	10.450	15.664	116.1	1:04.391	91.71	1.071	09:18:16.796
4 -	16.929	20.918	123.3	10.455	15.745	116.6	1:04.047 (3)	92.20	0.727	09:19:20.843
5 -	17.082	21.189	125.4	10.721	15.416	116.8	1:04.408	91.69	1.088	09:20:25.251
6 -	16.582	20.789	127.8	10.373	15.576	113.7	1:03.320 (1)	93.26		09:21:28.571
7 -	16.574	20.773	127.3	11.183	16.233	113.7	1:04.763	91.18	1.443	09:22:33.334
8 -	16.754	20.863	127.0	10.307	15.557	116.8	1:03.481 (2)	93.03	0.161	09:23:36.815

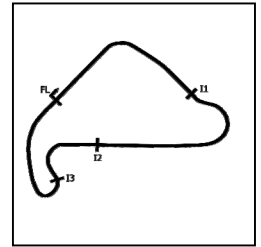
P15 61		Harrison MACKAY				Honda - Wilson Racing / Super Soco				
IDEAL LAP TIME : 1:03.316		BEST LAP TIME : 1:03.365		DIFFERENCE : 0.049						
LAP	SECTOR 1	SECTOR 2		SECTOR 3		SECTOR 4	LAP TIME	MPH	DIFF	TIME OF DAY
1 -	OUTLAP	22.349	122.4	11.165	16.582	114.3				09:16:18.639
2 -	17.311	21.106	125.4	10.426	15.681	115.7	1:04.524	91.52	1.159	09:17:23.163
3 -	16.923	20.723	126.6	10.401	15.586	115.7	1:03.633 (2)	92.80	0.268	09:18:26.796
4 -	16.940	20.665	125.9	10.344	15.706	114.9	1:03.655 (3)	92.77	0.290	09:19:30.451
5 -	17.126	20.863	125.2	10.617	15.755	114.9	1:04.361	91.75	0.996	09:20:34.812
6 -	17.049	20.765	125.4	10.538	15.805	114.1	1:04.157	92.05	0.792	09:21:38.969
7 -	16.957	20.721	124.9	10.466	15.704	115.5	1:03.848	92.49	0.483	09:22:42.817
8 -	16.788	20.647	126.1	10.393	15.537	116.3	1:03.365 (1)	93.20		09:23:46.182

MCRCB BULLETIN TK302

2023 Bennetts British Superbike Championship - Round 1

2023 R&G British Talent Cup

WARM UP - SECTOR ANALYSIS



SECTOR 1 = FL to I1, SECTOR 2 = I1 to I2, SECTOR 3 = I2 to I3, SECTOR 4 = I3 to FL, DIFF = Difference To Personal Best Lap, P = Crossed Finish Line in Pit Lane, D = Time Disallowed

P16 27		Ted WILKINSON				Honda - Team RMB					
IDEAL LAP TIME : 1:02.983		BEST LAP TIME : 1:03.417				DIFFERENCE : 0.434					
LAP	SECTOR 1	SECTOR 2		SECTOR 3		SECTOR 4		LAP TIME	MPH	DIFF	TIME OF DAY
1 -	OUTLAP	22.921	125.6	11.680	16.060	113.5					09:16:12.105
2 -	17.342	21.359	125.2	10.601	15.705	114.1	1:05.007	90.84	1.590		09:17:17.112
3 -	16.830	20.722	127.0	10.443	15.422	117.0	1:03.417 (1)	93.12			09:18:20.529
4 -	17.036	20.862	126.8	10.186	15.507	116.3	1:03.591	92.86	0.174		09:19:24.120
5 -	16.938	20.735	125.6	10.366	15.623	113.9	1:03.662	92.76	0.245		09:20:27.782
6 -	17.118	20.607	125.9	10.275	15.652	113.5	1:03.652	92.78	0.235		09:21:31.434
7 -	16.938	20.677	126.8	10.327	15.486	116.3	1:03.428 (2)	93.10	0.011		09:22:34.862
8 -	17.093	20.805	127.3	10.151	15.395	116.1	1:03.444 (3)	93.08	0.027		09:23:38.306

P17 8		Alfie DAVIDSON				Honda - Banks Racing					
IDEAL LAP TIME : 1:03.365		BEST LAP TIME : 1:03.436				DIFFERENCE : 0.071					
LAP	SECTOR 1	SECTOR 2		SECTOR 3		SECTOR 4		LAP TIME	MPH	DIFF	TIME OF DAY
1 -	OUTLAP	22.607	125.6	11.339	16.231	113.7					09:16:11.844
2 -	17.503	21.244	125.4	10.536	15.562	114.1	1:04.845	91.07	1.409		09:17:16.689
3 -	17.059	20.874	127.3	10.324	15.542	115.1	1:03.799	92.56	0.363		09:18:20.488
4 -	16.975	20.710	126.6	10.296	15.511	115.3	1:03.492 (2)	93.01	0.056		09:19:23.980
5 -	17.016	20.766	125.2	10.279	15.654	114.3	1:03.715	92.68	0.279		09:20:27.695
6 -	17.099	20.675	126.1	10.240	15.637	114.7	1:03.651	92.78	0.215		09:21:31.346
7 -	16.950	20.726	125.4	10.251	15.509	115.3	1:03.436 (1)	93.09			09:22:34.782
8 -	17.059	20.709	127.5	10.233	15.507	112.9	1:03.508 (3)	92.99	0.072		09:23:38.290

P18 29		Lucas BROWN				Honda - Amphibian Scaffolding / SP125 Racing					
IDEAL LAP TIME : 1:03.287		BEST LAP TIME : 1:03.440				DIFFERENCE : 0.153					
LAP	SECTOR 1	SECTOR 2		SECTOR 3		SECTOR 4		LAP TIME	MPH	DIFF	TIME OF DAY
1 -	OUTLAP	22.036	124.5	10.850	15.654	115.5					09:16:21.380
2 -	17.381	20.780	125.6	10.347	15.836	113.7	1:04.344	91.78	0.904		09:17:25.724
3 -	17.141	20.792	124.5	10.298	15.562	114.3	1:03.793 (3)	92.57	0.353		09:18:29.517
4 -	16.992	20.694	124.5	10.227	15.597	114.3	1:03.510 (2)	92.98	0.070		09:19:33.027
5 -	16.971	20.838	121.3	10.404	15.585	115.1	1:03.798	92.56	0.358		09:20:36.825
6 -	16.933	20.854	123.5	10.904	15.731	113.5	1:04.422	91.67	0.982		09:21:41.247
7 -	17.102	20.829	124.0	10.255	15.705	114.3	1:03.891	92.43	0.451		09:22:45.138
8 -	16.891	20.782	123.1	10.140	15.627	114.5	1:03.440 (1)	93.09			09:23:48.578

P19 42		Ben JOLLIFFE				Honda - Wilson Racing					
IDEAL LAP TIME : 1:03.404		BEST LAP TIME : 1:03.516				DIFFERENCE : 0.112					
LAP	SECTOR 1	SECTOR 2		SECTOR 3		SECTOR 4		LAP TIME	MPH	DIFF	TIME OF DAY
1 -	OUTLAP	22.506	121.5	11.271	16.081	114.5					09:16:19.620
2 -	17.458	21.575	121.7	11.083	16.481	115.1	1:06.597	88.67	3.081		09:17:26.217
3 -	17.252	21.112	125.4	11.060	15.785	117.6	1:05.209	90.56	1.693		09:18:31.426
4 -	17.184	21.194	124.0	10.617	15.522	117.6	1:04.517	91.53	1.001		09:19:35.943
5 -	17.037	20.905	127.3	10.607	15.582	116.8	1:04.131 (3)	92.08	0.615		09:20:40.074
6 -	16.854	20.866	127.0	10.460	15.633	116.6	1:03.813 (2)	92.54	0.297		09:21:43.887
7 -	16.952	20.766	126.6	10.474	15.324	118.7	1:03.516 (1)	92.97			09:22:47.403
8 -	17.071	21.269	118.1	11.291	15.866	115.3	1:05.497	90.16	1.981		09:23:52.900

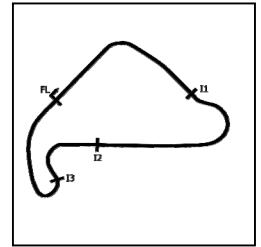
P20 75		Filip SUROWIAK				Honda - FS75 Racing / FAB Racing					
IDEAL LAP TIME : 1:03.458		BEST LAP TIME : 1:03.580				DIFFERENCE : 0.122					
LAP	SECTOR 1	SECTOR 2		SECTOR 3		SECTOR 4		LAP TIME	MPH	DIFF	TIME OF DAY
1 -	OUTLAP	22.672	124.0	11.271	16.160	113.3					09:16:40.652
2 -	17.702	21.404	125.2	10.570	15.794	114.9	1:05.470	90.20	1.890		09:17:46.122
3 -	17.226	21.179	125.9	10.395	15.746	115.3	1:04.546	91.49	0.966		09:18:50.668
4 -	17.031	20.988	125.4	10.380	15.678	115.7	1:04.077	92.16	0.497		09:19:54.745
5 -	17.022	20.831	125.9	10.401	15.692	115.3	1:03.946 (3)	92.35	0.366		09:20:58.691
6 -	16.949	20.879	125.9	10.281	15.542	115.3	1:03.651 (2)	92.78	0.071		09:22:02.342
7 -	17.003	20.741	126.1	10.349	15.487	114.7	1:03.580 (1)	92.88			09:23:05.922

MCRCB BULLETIN TK302

2023 Bennetts British Superbike Championship - Round 1

2023 R&G British Talent Cup

WARM UP - SECTOR ANALYSIS



SECTOR 1 = FL to I1, SECTOR 2 = I1 to I2, SECTOR 3 = I2 to I3, SECTOR 4 = I3 to FL, DIFF = Difference To Personal Best Lap, P = Crossed Finish Line in Pit Lane, D = Time Disallowed

P21 88		Sviatoslav PYLYPENKO				Honda - Microlise Cresswell Racing				
IDEAL LAP TIME : 1:03.601		BEST LAP TIME : 1:03.632		DIFFERENCE : 0.031						
LAP	SECTOR 1	SECTOR 2		SECTOR 3		SECTOR 4	LAP TIME	MPH	DIFF	TIME OF DAY
1 -	OUTLAP	22.394	121.1	11.008	16.209	112.0				09:16:44.687
2 -	17.780	21.312	122.4	10.283	15.810	112.0	1:05.185	90.59	1.553	09:17:49.872
3 -	17.245	21.148	122.6	10.217	15.772	112.4	1:04.382	91.72	0.750	09:18:54.254
4 -	17.174	20.989	122.2	10.064	15.580	112.8	1:03.807 (3)	92.55	0.175	09:19:58.061
5 -	17.074	20.921	122.6	10.277	15.743	112.2	1:04.015	92.25	0.383	09:21:02.076
6 -	17.192	20.936	122.0	10.065	15.589	112.8	1:03.782 (2)	92.59	0.150	09:22:05.858
7 -	17.047	20.916	122.0	10.095	15.574	112.8	1:03.632 (1)	92.80		09:23:09.490

P22 33		Eli BANISH				Honda - VisionTrack Racing Team				
IDEAL LAP TIME : 1:03.772		BEST LAP TIME : 1:03.772		DIFFERENCE : 0.000						
LAP	SECTOR 1	SECTOR 2		SECTOR 3		SECTOR 4	LAP TIME	MPH	DIFF	TIME OF DAY
1 -	OUTLAP	22.452	123.5	11.564	16.340	113.9				09:16:23.188
2 -	17.354	21.280	125.2	11.165	16.056	114.7	1:05.855	89.67	2.083	09:17:29.043
3 -	17.053	20.949	125.4	10.846	15.919	114.1	1:04.767 (3)	91.18	0.995	09:18:33.810
4 -	16.977	21.215	125.9	11.085	16.376	113.3	1:05.653	89.95	1.881	09:19:39.463
5 -	17.094	21.558	124.5	11.109	15.807	115.9	1:05.568	90.06	1.796	09:20:45.031
6 -	17.174	20.901	125.2	10.756	15.903	113.7	1:04.734 (2)	91.22	0.962	09:21:49.765
7 -	17.118	21.070	122.9	10.714	16.026	115.5	1:04.928	90.95	1.156	09:22:54.693
8 -	16.786	20.658	125.6	10.555	15.773	114.5	1:03.772 (1)	92.60		09:23:58.465

P23 19		Scott McPHEE				Honda - SMP Racing				
IDEAL LAP TIME : 1:03.584		BEST LAP TIME : 1:03.842		DIFFERENCE : 0.258						
LAP	SECTOR 1	SECTOR 2		SECTOR 3		SECTOR 4	LAP TIME	MPH	DIFF	TIME OF DAY
1 -	OUTLAP	22.436	122.6	10.722	16.253	112.8				09:16:21.057
2 -	17.425	21.612	125.4	10.408	15.796	116.8	1:05.241	90.52	1.399	09:17:26.298
3 -	17.240	21.261	128.3	10.542	15.835	114.5	1:04.878	91.02	1.036	09:18:31.176
4 -	17.281	21.242	125.2	10.288	15.662	115.3	1:04.473	91.59	0.631	09:19:35.649
5 -	17.001	20.968	125.6	10.279	15.671	115.3	1:03.919 (3)	92.39	0.077	09:20:39.568
6 -	16.971	20.891	125.2	10.282	15.772	114.1	1:03.916 (2)	92.39	0.074	09:21:43.484
7 -	16.996	20.769	124.7	10.265	15.812	114.9	1:03.842 (1)	92.50		09:22:47.326
8 -	16.888	21.119	123.8	10.327	15.853	113.9	1:04.187	92.00	0.345	09:23:51.513

P24 65		Alexander ROWAN				Honda - Mortimer Racing Victoria House Academy				
IDEAL LAP TIME : 1:03.810		BEST LAP TIME : 1:03.989		DIFFERENCE : 0.179						
LAP	SECTOR 1	SECTOR 2		SECTOR 3		SECTOR 4	LAP TIME	MPH	DIFF	TIME OF DAY
1 -	OUTLAP	22.066	124.5	11.265	16.679	112.9				09:16:31.302
2 -	17.548	21.622	124.9	10.754	16.206	114.5	1:06.130	89.30	2.141	09:17:37.432
3 -	17.302	21.438	125.6	10.872	15.852	116.3	1:05.464	90.21	1.475	09:18:42.896
4 -	17.095	21.038	125.4	10.660	15.793	115.5	1:04.586	91.43	0.597	09:19:47.482
5 -	17.124	21.062	124.9	10.564	15.791	115.7	1:04.541	91.50	0.552	09:20:52.023
6 -	16.936	20.783	125.6	10.581	15.774	115.3	1:04.074 (2)	92.16	0.085	09:21:56.097
7 -	16.977	20.809	125.2	10.695	15.750	115.5	1:04.231 (3)	91.94	0.242	09:23:00.328
8 -	17.115	20.778	124.9	10.476	15.620	115.9	1:03.989 (1)	92.29		09:24:04.317

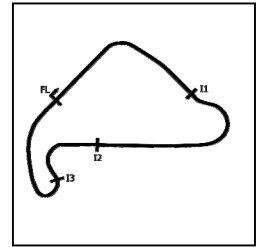
P25 71		Daniel GOODMAN				Honda - VisionTrack Racing Team				
IDEAL LAP TIME : 1:03.928		BEST LAP TIME : 1:04.006		DIFFERENCE : 0.078						
LAP	SECTOR 1	SECTOR 2		SECTOR 3		SECTOR 4	LAP TIME	MPH	DIFF	TIME OF DAY
1 -	OUTLAP	22.709	118.9	11.695	16.116	112.4				09:16:22.625
2 -	17.524	21.435	123.3	10.875	16.142	112.6	1:05.976	89.51	1.970	09:17:28.601
3 -	17.261	21.162	122.4	11.047	15.796	115.7	1:05.266	90.48	1.260	09:18:33.867
4 -	17.131	21.100	122.6	11.107	16.073	113.3	1:05.411	90.28	1.405	09:19:39.278
5 -	17.143	20.989	122.4	10.538	15.796	112.6	1:04.466	91.60	0.460	09:20:43.744
6 -	17.117	20.901	122.2	10.448	15.703	112.6	1:04.169 (3)	92.03	0.163	09:21:47.913
7 -	17.135	20.843	121.5	10.409	15.722	112.9	1:04.109 (2)	92.11	0.103	09:22:52.022
8 -	17.059	20.921	122.2	10.398	15.628	113.5	1:04.006 (1)	92.26		09:23:56.028

MCRCB BULLETIN TK302

2023 Bennetts British Superbike Championship - Round 1

2023 R&G British Talent Cup

WARM UP - SECTOR ANALYSIS



SECTOR 1 = FL to I1, SECTOR 2 = I1 to I2 SECTOR 3 = I2 to I3, SECTOR 4 = I3 to FL, DIFF = Difference To Personal Best Lap, P = Crossed Finish Line in Pit Lane, D = Time Disallowed

P26 11		Iwan JONES		Honda - Jones Brothers Racing Team				
IDEAL LAP TIME : 1:03.963		BEST LAP TIME : 1:04.282		DIFFERENCE : 0.319				
LAP	SECTOR 1	SECTOR 2	SECTOR 3	SECTOR 4	LAP TIME	MPH	DIFF	TIME OF DAY
1 -	OUTLAP	22.780	126.8	11.736	16.222	115.5		09:16:12.726
2 -	17.662	21.360	128.5	10.870	15.711	116.8	1:05.603	90.02 1.321 09:17:18.329
3 -	17.086	21.103	127.5	10.634	15.722	116.1	1:04.545	91.49 0.263 09:18:22.874
4 -	17.093	21.204	125.6	10.462	15.747	114.3	1:04.506 (3)	91.55 0.224 09:19:27.380
5 -	17.408	20.921	125.9	10.481	15.630	114.3	1:04.440 (2)	91.64 0.158 09:20:31.820
6 -	17.216	21.172	124.0	10.577	15.572	115.1	1:04.537	91.50 0.255 09:21:36.357
7 -	17.008	21.001	124.9	10.543	15.730	113.1	1:04.282 (1)	91.87 09:22:40.639
8 -	17.269	21.072	122.9	10.647	15.707	113.7	1:04.695	91.28 0.413 09:23:45.334

P27 66		Ronnie HARRIS		Honda - Team Harris Racing / FAB Racing				
IDEAL LAP TIME : 1:04.215		BEST LAP TIME : 1:04.329		DIFFERENCE : 0.114				
LAP	SECTOR 1	SECTOR 2	SECTOR 3	SECTOR 4	LAP TIME	MPH	DIFF	TIME OF DAY
1 -	OUTLAP	23.078	122.4	11.505	16.456	111.0		09:16:44.647
2 -	17.891	21.683	124.2	10.704	15.796	114.1	1:06.074	89.37 1.745 09:17:50.721
3 -	17.270	21.109	125.4	10.457	15.914	113.5	1:04.750 (3)	91.20 0.421 09:18:55.471
4 -	17.085	21.130	124.9	10.608	15.928	113.7	1:04.751	91.20 0.422 09:20:00.222
5 -	17.138	21.148	124.9	10.579	15.896	113.5	1:04.761	91.19 0.432 09:21:04.983
6 -	17.101	20.972	124.9	10.577	15.772	113.5	1:04.422 (2)	91.67 0.093 09:22:09.405
7 -	17.079	20.963	124.2	10.571	15.716	114.1	1:04.329 (1)	91.80 09:23:13.734

P28 7		Harley McCABE		Honda - McCabe Racing				
IDEAL LAP TIME : 1:03.771		BEST LAP TIME : 1:04.360		DIFFERENCE : 0.589				
LAP	SECTOR 1	SECTOR 2	SECTOR 3	SECTOR 4	LAP TIME	MPH	DIFF	TIME OF DAY
1 -	OUTLAP	23.702	118.3	11.367	17.256	117.8		09:17:29.527
2 -	16.814	20.867	124.7	11.043	15.636	118.7	1:04.360 (1)	91.75 09:18:33.887
3 -	16.796	21.187	127.3	10.684	IN PIT		1:13.337 P	80.52 8.977 09:19:47.224
4 -	OUTLAP	22.170	125.6	10.961	16.209	114.9	2:34.870	38.13 1:30.510 09:22:02.094
5 -	17.119	20.924	126.8	10.472	16.003	114.9	1:04.518 (2)	91.53 0.158 09:23:26.612

P29 28		Charlie BARNES		Honda - Talentum Motorsport by Azure Notions				
IDEAL LAP TIME : 1:03.993		BEST LAP TIME : 1:04.395		DIFFERENCE : 0.402				
LAP	SECTOR 1	SECTOR 2	SECTOR 3	SECTOR 4	LAP TIME	MPH	DIFF	TIME OF DAY
1 -	OUTLAP	22.504	126.1	11.993	16.481	113.9		09:16:13.406
2 -	17.511	21.489	126.3	10.539	15.828	115.3	1:05.367	90.34 0.972 09:17:18.773
3 -	17.082	21.275	125.9	10.561	15.757	114.5	1:04.675	91.31 0.280 09:18:23.448
4 -	16.982	21.137	125.4	10.523	15.775	114.9	1:04.417 (2)	91.67 0.022 09:19:27.865
5 -	17.018	21.041	125.6	10.641	15.825	113.5	1:04.525 (3)	91.52 0.130 09:20:32.390
6 -	17.260	21.039	124.2	10.455	15.641	114.9	1:04.395 (1)	91.71 09:21:36.785
7 -	17.096	20.915	124.0	10.662	15.916	113.9	1:04.589	91.43 0.194 09:22:41.374
8 -	17.143	21.150	122.2	10.740	15.841	113.3	1:04.874	91.03 0.479 09:23:46.248

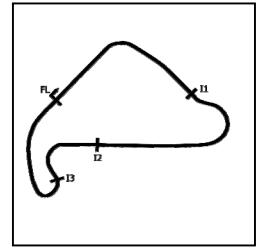
P30 22		Josh O'BRIEN		Honda - VisionTrack Racing Team				
IDEAL LAP TIME : 1:04.978		BEST LAP TIME : 1:05.034		DIFFERENCE : 0.056				
LAP	SECTOR 1	SECTOR 2	SECTOR 3	SECTOR 4	LAP TIME	MPH	DIFF	TIME OF DAY
1 -	OUTLAP	23.601	122.0	11.874	16.860	111.0		09:16:18.636
2 -	17.790	22.066	123.3	11.126	16.532	112.4	1:07.514	87.47 2.480 09:17:26.150
3 -	17.729	21.567	124.2	11.043	16.283	113.1	1:06.622	88.64 1.588 09:18:32.772
4 -	17.431	21.747	123.8	10.935	16.366	112.0	1:06.479	88.83 1.445 09:19:39.251
5 -	17.249	21.358	123.8	10.779	16.072	114.1	1:05.458 (3)	90.22 0.424 09:20:44.709
6 -	17.589	21.270	126.1	10.896	16.006	114.7	1:05.761	89.80 0.727 09:21:50.470
7 -	17.262	21.162	125.6	10.652	15.958	114.7	1:05.034 (1)	90.80 09:22:55.504
8 -	17.252	21.119	124.7	10.791	16.109	112.9	1:05.271 (2)	90.47 0.237 09:24:00.775

MCRCB BULLETIN TK302

2023 Bennetts British Superbike Championship - Round 1

2023 R&G British Talent Cup

WARM UP - SECTOR ANALYSIS



SECTOR 1 = FL to I1, SECTOR 2 = I1 to I2 SECTOR 3 = I2 to I3, SECTOR 4 = I3 to FL, DIFF = Difference To Personal Best Lap, P = Crossed Finish Line in Pit Lane, D = Time Disallowed

P31 67		George BOWES		Honda - Microlise Cresswell Racing							
IDEAL LAP TIME : 1:05.769		BEST LAP TIME : 1:05.858		DIFFERENCE : 0.089							
LAP	SECTOR 1	SECTOR 2		SECTOR 3		SECTOR 4		LAP TIME	MPH	DIFF	TIME OF DAY
1 -	OUTLAP	23.414	121.7	11.706	16.484	112.4					09:16:59.599
2 -	17.959	21.811	124.5	11.351	16.160	113.3	1:07.281	87.77	1.423	09:18:06.880	
3 -	17.485	21.317	124.7	11.154	15.902	113.7	1:05.858 (1)	89.67		09:19:12.738	
4 -	17.900	21.608	124.0	11.087	15.945	114.1	1:06.540 (2)	88.75	0.682	09:20:19.278	
5 -	17.463	21.598	123.8	11.643	16.267	113.3	1:06.971 (3)	88.18	1.113	09:21:26.249	
6 -	17.672	21.513	116.5	12.239	16.752	115.3	1:08.176	86.62	2.318	09:22:34.425	
7 -	17.705	21.551	116.1	11.660	16.158	115.5	1:07.074	88.04	1.216	09:23:41.499	

MCRCB BULLETIN TK303

2023 Bennetts British Superbike Championship - Round 1

2023 R&G British Talent Cup

WARM UP - BEST SECTORS

SECTOR 1				SECTOR 2				SECTOR 3				SECTOR 4				IDEAL / BEST COMPARISON			
POS	NO	NAME	TIME	NO	NAME	TIME	NO	NAME	TIME	NO	NAME	TIME	POS	NO	NAME	IDEAL	BEST	DIFF	
																PERFECT LAP	1:01.182		
1	43	BRINTON	16.222	43	BRINTON	20.143	55	DESSOY	9.837	52	BELFORD	14.980	1	43	BRINTON	1:01.498	1:01.816	0.318	
2	52	BELFORD	16.235	64	EDMUNDS	20.296	4	MOUNSEY	9.995	43	BRINTON	15.028	2	52	BELFORD	1:01.582	1:01.966	0.384	
3	1	GARNESS	16.354	52	BELFORD	20.304	52	BELFORD	10.063	1	GARNESS	15.149	3	1	GARNESS	1:01.886	1:01.971	0.085	
4	40	CORREA	16.355	1	GARNESS	20.306	88	PYLYPEN	10.064	40	CORREA	15.189	4	4	MOUNSEY	1:02.054	1:02.054	0.000	
5	4	MOUNSEY	16.451	99	WILLIS	20.367	1	GARNESS	10.077	4	MOUNSEY	15.211	5	40	CORREA	1:02.235	1:02.487	0.252	
6	64	EDMUNDS	16.572	4	MOUNSEY	20.397	48	WALKER	10.090	64	EDMUNDS	15.236	6	64	EDMUNDS	1:02.329	1:02.752	0.423	
7	3	TURNER	16.574	40	CORREA	20.439	43	BRINTON	10.105	42	JOLLIFF	15.324	7	48	WALKER	1:02.570	1:02.805	0.235	
8	48	WALKER	16.637	48	WALKER	20.455	70	HORNER	10.125	55	DESSOY	15.330	8	99	WILLIS	1:02.604	1:02.702	0.098	
9	2	BANNIST	16.651	24	FROST	20.514	29	BROWN	10.140	99	WILLIS	15.358	9	55	DESSOY	1:02.799	1:02.894	0.095	
10	76	HUNTING	16.701	70	HORNER	20.582	99	WILLIS	10.143	48	WALKER	15.388	10	76	HUNTINGFORD	1:02.929	1:03.243	0.314	
11	99	WILLIS	16.736	76	HUNTING	20.592	27	WILKINS	10.151	27	WILKINS	15.395	11	27	WILKINSON	1:02.983	1:03.417	0.434	
12	33	BANISH	16.786	27	WILKINS	20.607	64	EDMUNDS	10.225	2	BANNIST	15.400	12	70	HORNER	1:03.029	1:03.029	0.000	
13	61	MACKAY	16.788	61	MACKAY	20.647	76	HUNTING	10.229	76	HUNTING	15.407	13	24	FROST	1:03.038	1:03.233	0.195	
14	7	McCABE	16.796	33	BANISH	20.658	8	DAVIDSO	10.233	3	TURNER	15.416	14	3	TURNER	1:03.070	1:03.320	0.250	
15	24	FROST	16.823	8	DAVIDSO	20.675	40	CORREA	10.252	70	HORNER	15.440	15	2	BANNISTER	1:03.076	1:03.276	0.200	
16	27	WILKINS	16.830	55	DESSOY	20.685	24	FROST	10.252	24	FROST	15.449	16	29	BROWN	1:03.287	1:03.440	0.153	
17	42	JOLLIFF	16.854	29	BROWN	20.694	19	McPHEE	10.265	75	SUROWIA	15.487	17	61	MACKAY	1:03.316	1:03.365	0.049	
18	70	HORNER	16.882	75	SUROWIA	20.741	2	BANNIST	10.274	8	DAVIDSO	15.507	18	8	DAVIDSON	1:03.365	1:03.436	0.071	
19	19	McPHEE	16.888	2	BANNIST	20.751	75	SUROWIA	10.281	61	MACKAY	15.537	19	42	JOLLIFFE	1:03.404	1:03.516	0.112	
20	29	BROWN	16.891	42	JOLLIFF	20.766	3	TURNER	10.307	29	BROWN	15.562	20	75	SUROWIAK	1:03.458	1:03.580	0.122	
21	65	ROWAN	16.936	19	McPHEE	20.769	61	MACKAY	10.344	11	JONES	15.572	21	19	McPHEE	1:03.584	1:03.842	0.258	
22	55	DESSOY	16.947	3	TURNER	20.773	71	GOODMAN	10.398	88	PYLYPEN	15.574	22	88	PYLYPENKO	1:03.601	1:03.632	0.031	
23	75	SUROWIA	16.949	65	ROWAN	20.778	28	BARNES	10.455	65	ROWAN	15.620	23	7	McCABE	1:03.771	1:04.360	0.589	
24	8	DAVIDSO	16.950	71	GOODMAN	20.843	66	HARRIS	10.457	71	GOODMAN	15.628	24	33	BANISH	1:03.772	1:03.772	0.000	
25	28	BARNES	16.982	7	McCABE	20.867	42	JOLLIFF	10.460	7	McCABE	15.636	25	65	ROWAN	1:03.810	1:03.989	0.179	
26	11	JONES	17.008	28	BARNES	20.915	11	JONES	10.462	28	BARNES	15.641	26	71	GOODMAN	1:03.928	1:04.006	0.078	
27	88	PYLYPEN	17.047	88	PYLYPEN	20.916	7	McCABE	10.472	19	McPHEE	15.662	27	11	JONES	1:03.963	1:04.282	0.319	
28	71	GOODMAN	17.059	11	JONES	20.921	65	ROWAN	10.476	66	HARRIS	15.716	28	28	BARNES	1:03.993	1:04.395	0.402	
29	66	HARRIS	17.079	66	HARRIS	20.963	33	BANISH	10.555	33	BANISH	15.773	29	66	HARRIS	1:04.215	1:04.329	0.114	
30	22	O'BRIEN	17.249	22	O'BRIEN	21.119	22	O'BRIEN	10.652	67	BOWES	15.902	30	22	O'BRIEN	1:04.978	1:05.034	0.056	
31	67	BOWES	17.463	67	BOWES	21.317	67	BOWES	11.087	22	O'BRIEN	15.958	31	67	BOWES	1:05.769	1:05.858	0.089	

MCRCB BULLETIN TK304**2023 Bennetts British Superbike Championship - Round 1****2023 R&G British Talent Cup****WARM UP - BEST SPEEDS**

POS	INTERMEDIATE 1		INTERMEDIATE 2		INTERMEDIATE 3		FINISH LINE		
	NO	NAME	MPH	NO	NAME	MPH	NO	NAME	MPH
1			1	GARNESS	131.3		40	CORREA	122.2
2			4	MOUNSEY	130.5		52	BELFORD	121.7
3			52	BELFORD	130.3		43	BRINTON	120.8
4			40	CORREA	130.0		64	EDMUNDS	120.4
5			43	BRINTON	129.8		1	GARNESS	119.7
6			64	EDMUNDS	129.5		99	WILLIS	119.7
7			48	WALKER	129.0		4	MOUNSEY	119.5
8			11	JONES	128.5		76	HUNTINGFORD	118.9
9			19	McPHEE	128.3		42	JOLLIFFE	118.7
10			99	WILLIS	128.0		7	McCABE	118.7
11			3	TURNER	127.8		2	BANNISTER	117.6
12			24	FROST	127.5		48	WALKER	117.2
13			8	DAVIDSON	127.5		27	WILKINSON	117.0
14			70	HORNER	127.3		3	TURNER	116.8
15			76	HUNTINGFORD	127.3		19	McPHEE	116.8
16			27	WILKINSON	127.3		11	JONES	116.8
17			42	JOLLIFFE	127.3		70	HORNER	116.3
18			7	McCABE	127.3		61	MACKAY	116.3
19			61	MACKAY	126.6		65	ROWAN	116.3
20			28	BARNES	126.3		33	BANISH	115.9
21			75	SUROWIAK	126.1		75	SUROWIAK	115.7
22			22	O'BRIEN	126.1		71	GOODMAN	115.7
23			33	BANISH	125.9		24	FROST	115.5
24			2	BANNISTER	125.6		29	BROWN	115.5
25			29	BROWN	125.6		67	BOWES	115.5
26			65	ROWAN	125.6		8	DAVIDSON	115.3
27			66	HARRIS	125.4		28	BARNES	115.3
28			55	DESSOY	124.7		55	DESSOY	115.1
29			67	BOWES	124.7		22	O'BRIEN	114.7
30			71	GOODMAN	123.3		66	HARRIS	114.1
31			88	PYLYPENKO	122.6		88	PYLYPENKO	112.8

MCRCB BULLETIN TK305

2023 Bennetts British Superbike Championship - Round 1

2023 R&G British Talent Cup

WARM UP - STATISTICS

Competitors Started	31
Planned Start	2023-04-09 @ 09:15:00.000
Actual Start	2023-04-09 @ 09:15:01.891
Finish Time	2023-04-09 @ 09:23:01.891
Track Length	1.6404mi.
Total Laps	240
Total Distance Covered	393.7112mi.

Session Fastest Lap History

NO	NAME	LAP TIME	TIME OF DAY	LAP	VEHICLE
2	Josh BANNISTER	1:05.298	09:17:11.742	2	Honda
3	Jean TURNER	1:04.942	09:17:12.405	2	Honda
43	Amanuel BRINTON	1:03.565	09:17:16.392	2	Honda
43	Amanuel BRINTON	1:02.717	09:18:19.109	3	Honda
52	Evan BELFORD	1:02.353	09:18:19.361	3	Honda
43	Amanuel BRINTON	1:01.816	09:19:20.925	4	Honda

Flag History

TYPE	TIME OF DAY
GREEN	09:15:01.891
FINISH	09:23:01.891

Flag Statistics

TYPE	COUNT	TOTAL LAPS	TOTAL TIME
Green	1	8	9:38.834
Red	0	0	0.000
Safety Car	0	0	0.000
FCY	0	0	0.000

MCRCB BULLETIN TK306

2023 Bennetts British Superbike Championship - Round 1

2023 R&G British Talent Cup

WARM UP - SESSION NOTES

No notes recorded in this session.

MCRCB BULLETIN TK307

2023 Bennetts British Superbike Championship - Round 1

2023 R&G British Talent Cup

WARM UP - WEATHER CONDITIONS

