

POS	NO	NAME	NAT	ENTRY	LAPS	TIME	GAP	DIFF	MPH	BEST	ON
1	52	Evan BELFORD	GBR	Honda - City Lifting / RS Racing	22	22:48.947			94.90	1:01.667	17
2	43	Amanuel BRINTON	GBR	Honda - Kovara Projects / RS Racing	22	22:48.976	0.029	0.029	94.90	1:01.836	11
3	1	Johnny GARNES	GBR	Honda - VisionTrack Racing Team	22	22:48.996	0.049	0.020	94.90	1:01.839	6
4	55	Harrison DESSOY	GBR	Honda - Microlise Cresswell Racing / Eastern Garag	22	22:49.190	0.243	0.194	94.89	1:01.447	7
5	4	Sullivan MOUNSEY	GBR	Honda - Wilson Racing / Maddison Media	22	22:49.252	0.305	0.062	94.88	1:01.695	17
6	7	Harley McCABE	GBR	Honda - McCabe Racing	22	22:49.398	0.451	0.146	94.87	1:01.712	21
7	29	Lucas BROWN	GBR	Honda - Amphibian Scaffolding / SP125 Racing	22	22:49.517	0.570	0.119	94.86	1:01.635	8
8	40	Julian CORREA	USA	Honda - Microlise Cresswell Racing	22	22:49.667	0.720	0.150	94.85	1:01.888	11
9	48	Ollie WALKER	GBR	Honda - Wright Morgan / SP125 Racing	22	22:49.837	0.890	0.170	94.84	1:01.784	10
10	64	Clayton EDMUNDS	GBR	Honda - City Lifting / RS Racing	22	23:03.388	14.441	13.551	93.91	1:02.140	5
11	99	Peter WILLIS	GBR	Honda - Belfast Chauffer Hire by WM-Racing	22	23:03.417	14.470	0.029	93.91	1:01.910	14
12	61	Harrison MACKAY	GBR	Honda - Wilson Racing / Super Soco	22	23:03.637	14.690	0.220	93.90	1:02.499	17
13	2	Josh BANNISTER	GBR	Honda - Dunsley Heat Racing	22	23:03.686	14.739	0.049	93.89	1:02.146	6
14	76	Charlie HUNTINGFORD	GBR	Honda - Opteven Mototechniks	22	23:03.863	14.916	0.177	93.88	1:01.893	6
15	42	Ben JOLLIFFE	GBR	Honda - Wilson Racing	22	23:04.101	15.154	0.238	93.86	1:02.250	20
16	88	Sviatoslav PYLYPENKO	UKR	Honda - Microlise Cresswell Racing	22	23:04.355	15.408	0.254	93.85	1:02.034	5
17	3	Jean TURNER	JPN	Honda - Talentum Motorsport by Azure Notions	22	23:04.405	15.458	0.050	93.84	1:02.340	20
18	65	Alexander ROWAN	GBR	Honda - Mortimer Racing Victoria House Academy	22	23:09.855	20.908	5.450	93.48	1:02.383	5
19	27	Ted WILKINSON	GBR	Honda - Team RMB	22	23:16.465	27.518	6.610	93.03	1:02.221	5
20	66	Ronnie HARRIS	GBR	Honda - Team Harris Racing / FAB Racing	22	23:22.880	33.933	6.415	92.61	1:03.165	12
21	19	Scott McPHEE	GBR	Honda - SMP Racing	22	23:23.005	34.058	0.125	92.60	1:03.185	20
22	71	Daniel GOODMAN	GBR	Honda - VisionTrack Racing Team	22	23:23.063	34.116	0.058	92.60	1:02.978	5
23	33	Eli BANISH	USA	Honda - VisionTrack Racing Team	22	23:30.429	41.482	7.366	92.11	1:03.372	14
24	67	George BOWES	GBR	Honda - Microlise Cresswell Racing	22	23:30.975	42.028	0.546	92.08	1:03.321	14

## NOT CLASSIFIED

DNF	8	Alfie DAVIDSON	GBR	Honda - Banks Racing	18	18:51.548	4 Laps	4 Laps	93.94	1:02.220	2
DNF	75	Filip SUROWIAK	POL	Honda - FS75 Racing / FAB Racing	18	18:51.744	4 Laps	0.196	93.92	1:02.149	16
DNF	24	Ryan FROST	GBR	Honda - Talentum Motorsport by Azure Notions	10	10:32.993	12 Laps	8 Laps	93.29	1:01.722	8
DNF	22	Josh O'BRIEN	IRL	Honda - VisionTrack Racing Team	8	8:36.772	14 Laps	2 Laps	91.42	1:03.476	2
DNF	11	Iwan JONES	GBR	Honda - Jones Brothers Racing Team	2	2:11.465	20 Laps	6 Laps	89.84	1:03.523	2
DNF	70	Oilly HORNER	GBR	Honda - Mortimer Racing Victoria House Academy	2	2:11.662	20 Laps	0.197	89.70	1:03.292	2
DNF	28	Charlie BARNES	GBR	Honda - Talentum Motorsport by Azure Notions	0						

## FASTEST LAP

55	Harrison DESSOY	GBR	Honda - Microlise Cresswell Racing / Eastern Garag	7	1:01.447	96.10 mph	154.67 kph
----	-----------------	-----	--	---	----------	-----------	------------

## New Lap Record

Weather / Track : Cloudy / Dry

These results are provisional until the conclusion of any judicial and technical matters.

Race Distance: 22 Laps / 36.09 miles

Silverstone: 1.6404 miles

Date: 09/04/2023 Start: 11:36 Finish: 11:58

Race Director : Stuart Higgs	Stewards :	Timekeeper : Richard Evans
S. Higgs		R. EVANS
<small>Digitally Approved at 12:23 Sunday, 09 April 2023</small>		<small>Digitally Approved at 12:08 Sunday, 09 April 2023</small>

Results can be found at [www.britishsuperbike.com](http://www.britishsuperbike.com)

Printed - 12:00 Sunday, 09 April 2023

# MCRCB BULLETIN TK357

## 2023 Bennetts British Superbike Championship - Round 1

### 2023 R&G British Talent Cup

#### RACE 2 - LAP CHART

**LAP 1 @ 11:37:06.540**

NO	BEHIND	LAP TIME
1		1:03.980
52	0.103	1:04.083
4	0.104	1:04.084
43	0.302	1:04.282
24	0.632	1:04.612
48	0.849	1:04.829
40	0.855	1:04.835
55	1.345	1:05.325
29	1.437	1:05.417
61	1.883	1:05.863
7	1.902	1:05.882
76	2.299	1:06.279
2	2.373	1:06.353
75	2.516	1:06.496
65	2.795	1:06.775
27	3.090	1:07.070
64	3.144	1:07.124
8	3.197	1:07.177
99	3.333	1:07.313
42	3.435	1:07.415
3	3.744	1:07.724
88	3.893	1:07.873
11	3.962	1:07.942
71	4.175	1:08.155
70	4.390	1:08.370
66	4.560	1:08.540
22	4.888	1:08.868
33	5.003	1:08.983
19	5.146	1:09.126
67	5.485	1:09.465

**LAP 2 @ 11:38:08.986**

NO	BEHIND	LAP TIME
1		1:02.446
4	0.059	1:02.401
43	0.089	1:02.233
52	0.174	1:02.517
24	0.596	1:02.410
40	0.732	1:02.323
48	0.736	1:02.333
29	1.070	1:02.079
55	1.286	1:02.387
7	1.338	1:01.882
61	2.145	1:02.708
2	2.717	1:02.790
76	2.767	1:02.914
75	2.778	1:02.708
8	2.971	1:02.220
65	3.374	1:03.025
64	3.377	1:02.679
99	3.555	1:02.668
27	3.779	1:03.135
42	3.844	1:02.855
3	4.050	1:02.752
88	4.116	1:02.669
11	5.039	1:03.523
71	5.216	1:03.487
70	5.236	1:03.292
66	5.544	1:03.430
19	5.889	1:03.189
22	5.918	1:03.476
33	6.377	1:03.820
67	6.949	1:03.910

**LAP 3 @ 11:39:11.490**

NO	BEHIND	LAP TIME
4		1:02.445
1	0.010	1:02.514
52	0.094	1:02.424
43	0.141	1:02.556
24	0.440	1:02.348
48	0.532	1:02.300
40	0.607	1:02.379
29	0.958	1:02.392
7	1.024	1:02.190
55	1.486	1:02.704
61	2.231	1:02.590
8	3.021	1:02.554
75	3.119	1:02.845
2	3.277	1:03.064
76	3.705	1:03.442
64	3.750	1:02.877
99	3.982	1:02.931
65	4.069	1:03.199
27	4.335	1:03.060
3	4.498	1:02.952
42	4.614	1:03.274
88	4.736	1:03.124
71	5.751	1:03.039
19	7.949	1:04.564
22	8.476	1:05.062
66	8.529	1:05.489
33	9.360	1:05.487
67	9.415	1:04.970

**LAP 4 @ 11:40:13.655**

NO	BEHIND	LAP TIME
1		1:02.155
52	0.116	1:02.187
4	0.120	1:02.285
43	0.242	1:02.266
24	0.563	1:02.288
40	0.583	1:02.141
48	0.852	1:02.485
7	0.902	1:02.043
29	1.164	1:02.371
55	1.167	1:01.846
61	2.642	1:02.576
8	3.167	1:02.311
75	3.192	1:02.238
2	3.434	1:02.322
64	4.050	1:02.465
76	4.286	1:02.746
65	4.554	1:02.650
3	4.825	1:02.492
99	4.950	1:03.133
27	5.161	1:02.991
42	5.193	1:02.744
88	5.408	1:02.837
71	6.737	1:03.151
19	9.189	1:03.405
22	10.221	1:03.910
66	10.275	1:03.911
67	11.032	1:03.782
33	11.392	1:04.197

**LAP 5 @ 11:41:15.693**

NO	BEHIND	LAP TIME
52		1:01.922
1	0.280	1:02.318
43	0.323	1:02.119
4	0.364	1:02.282
48	1.045	1:02.231
40	1.059	1:02.514
24	1.360	1:02.835
55	1.404	1:02.275
7	1.464	1:02.600
29	1.730	1:02.604
61	3.357	1:02.753
8	3.451	1:02.322
75	3.481	1:02.327
2	3.963	1:02.567
64	4.152	1:02.140
76	4.502	1:02.254
65	4.899	1:02.383
99	5.039	1:02.127
3	5.231	1:02.444
27	5.344	1:02.221
88	5.404	1:02.034
42	6.112	1:02.957
71	7.677	1:02.978
19	10.526	1:03.375
66	11.646	1:03.409
22	11.776	1:03.593
33	12.910	1:03.556
67	13.037	1:04.043

**LAP 6 @ 11:42:17.696**

NO	BEHIND	LAP TIME
52		1:02.003
1	0.116	1:01.839
4	0.168	1:01.807
43	0.315	1:01.995
7	1.236	1:01.775
40	1.313	1:02.257
48	1.591	1:02.549
29	1.771	1:02.044
55	1.850	1:02.449
24	2.015	1:02.658
8	3.668	1:02.220
61	3.936	1:02.582
75	4.004	1:02.526
2	4.106	1:02.146
76	4.392	1:01.893
64	4.752	1:02.603
65	5.602	1:02.706
3	5.684	1:02.456
99	5.757	1:02.721
88	6.037	1:02.636
27	6.103	1:02.762
42	6.499	1:02.390
71	8.982	1:03.308
19	12.392	1:03.869
66	12.979	1:03.336
22	13.826	1:04.053
67	14.521	1:03.487
33	14.691	1:03.784

**LAP 7 @ 11:43:19.968**

NO	BEHIND	LAP TIME
4		1:02.104
1	0.082	1:02.238
43	0.085	1:02.042
52	0.269	1:02.541
7	0.857	1:01.893
55	1.025	1:01.447
40	1.044	1:02.003
48	1.431	1:02.112
29	1.549	1:02.050
24	1.738	1:01.995
8	3.923	1:02.527
61	4.304	1:02.640
75	4.410	1:02.678
2	4.461	1:02.627
76	4.622	1:02.502
64	4.955	1:02.475
65	5.969	1:02.639
3	6.131	1:02.719
27	6.211	1:02.380
99	6.478	1:02.993
88	6.608	1:02.843
42	6.802	1:02.575
71	10.075	1:03.365
19	13.526	1:03.406
66	13.967	1:03.260
22	15.338	1:03.784
67	15.683	1:03.434
33	15.877	1:03.458

**LAP 8 @ 11:44:22.282**

NO	BEHIND	LAP TIME
43		1:02.229
1	0.011	1:02.243
4	0.090	1:02.404
52	0.234	1:02.279
7	0.424	1:01.881
55	0.633	1:01.922
40	0.843	1:02.113
29	0.870	1:01.635
24	1.146	1:01.722
48	1.275	1:02.158
8	4.273	1:02.664
75	4.356	1:02.260
61	4.575	1:02.585
2	4.628	1:02.481
76	4.770	1:02.462
64	5.203	1:02.562
65	6.379	1:02.724
27	6.490	1:02.593
3	6.522	1:02.705
99	6.689	1:02.525
88	6.840	1:02.546
42	6.910	1:02.422
71	11.164	1:03.403
19	14.678	1:03.466
66	14.825	1:03.172
22	17.050	1:04.026
67	17.274	1:03.905
33	17.677	1:04.114

**LAP 9 @ 11:45:24.251**

NO	BEHIND	LAP TIME
1		1:01.958
4	0.012	1:01.891
52	0.060	1:01.795
43	0.256	1:02.225
7	0.564	1:02.109
55	0.762	1:02.098
40	0.834	1:01.960
29	1.146	1:02.245
48	1.293	1:01.987
24	1.873	1:02.696
8	5.082	1:02.778
75	5.179	1:02.792
61	5.182	1:02.576
2	5.414	1:02.755
64	5.650	1:02.416
76	6.043	1:03.242
65	7.111	1:02.701
27	7.256	1:02.735
3	7.299	1:02.746
88	7.560	1:02.689
42	8.362	1:03.421
99	10.094	1:05.374
71	12.771	1:03.576
66	16.205	1:03.349
19	16.342	1:03.633
67	19.595	1:04.290
33	19.914	1:04.206

**LAP 10 @ 11:46:26.247**

NO	BEHIND	LAP TIME
1		1:01.996
4	0.016	1:02.000
52	0.203	1:02.139
43	0.249	1:01.989
55	0.416	1:01.650
7	0.492	1:01.924
40	0.918	1:02.080
29	0.934	1:01.784
48	1.081	1:01.784
75	5.705	1:02.522
64	5.880	1:02.226
8	6.068	1:02.982
76	6.154	1:02.107
61	6.284	1:03.098
2	6.420	1:03.002
65	8.064	1:02.949
27	8.074	1:02.814
88	8.330	1:02.766
3	8.376	1:03.073
42	9.272	1:02.906
24	9.306	1:09.429 P
99	11.274	1:03.176
71	14.186	1:03.411
66	17.797	1:03.588
19	17.859	1:03.513
33	21.347	1:03.429
67	21.410	1:03.811

**LAP 11 @ 11:47:28.185**

NO	BEHIND	LAP TIME
1		1:01.938
4	0.012	1:01.934

MCRCB BULLETIN TK357

2023 Bennetts British Superbike Championship - Round 1

2023 R&G British Talent Cup

RACE 2 - LAP CHART

Table with 3 columns: NO, BEHIND, LAP TIME. Rows 43-33.

LAP 14 @ 11:50:34.655. Table with 3 columns: NO, BEHIND, LAP TIME. Rows 52-67.

LAP 12 @ 11:48:30.464. Table with 3 columns: NO, BEHIND, LAP TIME. Rows 1-4.

Table with 3 columns: NO, BEHIND, LAP TIME. Rows 1-67.

LAP 13 @ 11:49:32.717. Table with 3 columns: NO, BEHIND, LAP TIME. Rows 1-48.

Table with 3 columns: NO, BEHIND, LAP TIME. Rows 43-48.

LAP 15 @ 11:51:36.890. Table with 3 columns: NO, BEHIND, LAP TIME. Rows 7-67.

Table with 3 columns: NO, BEHIND, LAP TIME. Rows 7-88.

LAP 16 @ 11:52:39.107. Table with 3 columns: NO, BEHIND, LAP TIME. Rows 1-67.

Table with 3 columns: NO, BEHIND, LAP TIME. Rows 1-67.

LAP 17 @ 11:53:40.920. Table with 3 columns: NO, BEHIND, LAP TIME. Rows 52-67.

Table with 3 columns: NO, BEHIND, LAP TIME. Rows 52-67.

LAP 18 @ 11:54:43.059. Table with 3 columns: NO, BEHIND, LAP TIME. Rows 4-67.

Table with 3 columns: NO, BEHIND, LAP TIME. Rows 4-67.

LAP 19 @ 11:55:45.392. Table with 3 columns: NO, BEHIND, LAP TIME. Rows 1-67.

Table with 3 columns: NO, BEHIND, LAP TIME. Rows 1-67.

LAP 20 @ 11:56:47.470. Table with 3 columns: NO, BEHIND, LAP TIME. Rows 52-43.

Table with 3 columns: NO, BEHIND, LAP TIME. Rows 52-43.

Table with 3 columns: NO, BEHIND, LAP TIME. Rows 55-67.

LAP 21 @ 11:57:49.459. Table with 3 columns: NO, BEHIND, LAP TIME. Rows 52-67.

Table with 3 columns: NO, BEHIND, LAP TIME. Rows 52-67.

LAP 22 @ 11:58:51.507. Table with 3 columns: NO, BEHIND, LAP TIME. Rows 52-67.

Table with 3 columns: NO, BEHIND, LAP TIME. Rows 52-67.

# MCRCB BULLETIN TK357

## 2023 Bennetts British Superbike Championship - Round 1

### 2023 R&G British Talent Cup

#### RACE 2 - LAP CHART

76	14.916	1:02.921
42	15.154	1:02.999
88	15.408	1:02.594
3	15.458	1:02.572
65	20.908	1:03.835
27	27.518	1:04.703
66	33.933	1:03.448
19	34.058	1:03.757
71	34.116	1:03.722
33	41.482	1:03.846
67	42.028	1:03.980

# MCRCB BULLETIN TK358

## 2023 Bennetts British Superbike Championship - Round 1

### 2023 R&G British Talent Cup

#### RACE 2 - POSITION CHART

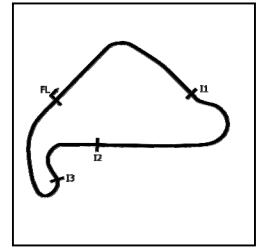
No	Name	Lap																						
		Pos	1	2	3	4	5	6	7	8	9	10	11	12	13	14	15	16	17	18	19	20	21	22
48	WALKER	1	1	1	4	1	52	52	4	43	1	1	1	1	1	52	7	1	52	4	1	52	52	52
4	MOUNSEY	2	52	4	1	52	1	1	1	1	4	4	4	4	43	43	43	43	1	52	52	43	43	43
52	BELFORD	3	4	43	52	4	43	4	43	4	52	52	43	43	52	1	4	7	43	43	43	55	1	1
1	GARNESS	4	43	52	43	43	4	43	52	52	43	43	52	55	55	55	1	52	4	1	4	4	55	55
24	FROST	5	24	24	24	24	48	7	7	7	7	55	7	52	7	7	55	55	7	29	55	1	4	4
43	BRINTON	6	48	40	48	40	40	40	55	55	55	7	55	7	4	4	29	4	29	55	29	7	7	7
7	McCABE	7	40	48	40	48	24	48	40	40	40	40	29	40	29	29	52	29	55	7	7	40	40	29
40	CORREA	8	55	29	29	7	55	29	48	29	29	29	40	29	40	40	40	48	48	48	40	29	29	40
55	DESSOY	9	29	55	7	29	7	55	29	24	48	48	48	48	48	48	48	40	40	40	48	48	48	48
76	HUNTINGFORD	10	61	7	55	55	29	24	24	48	24	75	8	75	75	8	64	64	64	64	76	76	64	64
29	BROWN	11	7	61	61	61	61	8	8	8	8	64	75	8	64	75	8	75	8	8	64	64	61	99
75	SUROWIAK	12	76	2	8	8	8	61	61	75	75	8	76	64	76	64	76	8	75	76	61	61	99	61
61	MACKAY	13	2	76	75	75	75	75	75	61	61	76	64	76	8	61	75	76	76	75	2	2	2	2
2	BANNISTER	14	75	75	2	2	2	2	2	2	2	61	61	61	61	2	61	61	61	61	99	99	76	76
65	ROWAN	15	65	8	76	64	64	76	76	76	64	2	2	2	2	76	2	2	2	2	88	42	42	42
8	DAVIDSON	16	27	65	64	76	76	64	64	64	76	65	65	65	88	42	88	88	3	88	42	88	88	88
27	WILKINSON	17	64	64	99	65	65	65	65	65	65	27	27	88	3	88	42	42	88	99	3	3	3	3
88	PYLYPENKO	18	8	99	65	3	99	3	3	27	27	88	88	27	42	3	3	3	99	3	65	65	65	65
42	JOLLIFFE	19	99	27	27	99	3	99	27	3	3	3	3	3	65	65	65	65	42	42	27	27	27	27
64	EDMUNDS	20	42	42	3	27	27	88	99	99	88	42	42	42	27	27	99	99	65	65	71	71	19	66
71	GOODMAN	21	3	3	42	42	88	27	88	88	42	24	99	99	99	99	27	27	27	27	66	19	71	19
66	HARRIS	22	88	88	88	88	42	42	42	42	99	99	71	71	71	71	71	71	71	19	66	66	71	71
70	HORNER	23	11	11	71	71	71	71	71	71	71	71	19	66	19	19	19	19	19	66	66	33	33	33
3	TURNER	24	71	71	19	19	19	19	19	19	66	66	66	19	66	66	66	66	19	19	67	67	67	67
99	WILLIS	25	70	70	22	22	66	66	66	66	19	19	67	33	33	33	33	33	33	33				
11	JONES	26	66	66	66	66	22	22	22	22	67	33	33	67	67	67	67	67	67					
33	BANISH	27	22	19	33	67	33	67	67	67	33	67												
19	McPHEE	28	33	22	67	33	67	33	33	33														
28	BARNES	29	19	33																				
67	BOWES	30	67	67																				
22	O'BRIEN	31																						

# MCRCB BULLETIN TK359

## 2023 Bennetts British Superbike Championship - Round 1

### 2023 R&G British Talent Cup

## RACE 2 - SECTOR ANALYSIS



SECTOR 1 = FL to I1, SECTOR 2 = I1 to I2 SECTOR 3 = I2 to I3, SECTOR 4 = I3 to FL, DIFF = Difference To Personal Best Lap, P = Crossed Finish Line in Pit Lane, D = Time Disallowed

P1 52		Evan BELFORD				Honda - City Lifting / RS Racing					
IDEAL LAP TIME : 1:01.200		BEST LAP TIME : 1:01.667				DIFFERENCE : 0.467					
LAP	SECTOR 1	SECTOR 2		SECTOR 3		SECTOR 4		LAP TIME	MPH	DIFF	TIME OF DAY
1 -		20.379	127.0	10.119	15.153	119.1	1:04.083	92.15	2.416	11:37:06.643	
2 -	16.748	20.485	126.3	10.260	15.024	121.3	1:02.517	94.46	0.850	11:38:09.160	
3 -	16.629	20.354	125.9	10.186	15.255	120.4	1:02.424	94.60	0.757	11:39:11.584	
4 -	16.437	20.541	127.3	10.074	15.135	117.8	1:02.187	94.96	0.520	11:40:13.771	
5 -	16.638	20.330	127.8	9.837	15.117	117.0	1:01.922	95.37	0.255	11:41:15.693	
6 -	16.669	20.348	130.0	9.910	15.076	116.8	1:02.003	95.24	0.336	11:42:17.696	
7 -	16.880	20.471	127.3	10.241	14.949	121.7	1:02.541	94.42	0.874	11:43:20.237	
8 -	16.867	<b>20.143</b>	125.4	10.271	14.998	120.4	1:02.279	94.82	0.612	11:44:22.516	
9 -	16.494	20.198	129.0	10.121	14.982	120.4	1:01.795 (3)	95.56	0.128	11:45:24.311	
10 -	16.684	20.283	128.5	10.112	15.060	119.7	1:02.139	95.03	0.472	11:46:26.450	
11 -	16.603	20.230	<b>131.3</b>	10.090	14.963	121.1	1:01.886	95.42	0.219	11:47:28.336	
12 -	16.528	20.364	124.2	10.402	15.130	122.2	1:02.424	94.60	0.757	11:48:30.760	
13 -	16.708	20.320	129.5	10.016	15.049	120.2	1:02.093	95.11	0.426	11:49:32.853	
14 -	16.569	20.292	129.8	<b>9.799</b>	15.142	116.8	1:01.802	95.55	0.135	11:50:34.655	
15 -	16.983	20.534	128.8	10.260	15.087	<b>122.6</b>	1:02.864	93.94	1.197	11:51:37.519	
16 -	<b>16.313</b>	20.253	127.8	10.221	14.947	120.8	1:01.734 (2)	95.66	0.067	11:52:39.253	
17 -	16.453	20.240	126.8	9.801	15.173	116.6	<b>1:01.667 (1)</b>	<b>95.76</b>		<b>11:53:40.920</b>	
18 -	16.683	20.348	125.4	10.048	15.167	120.4	1:02.246	94.87	0.579	11:54:43.166	
19 -	16.648	20.289	128.5	10.138	15.257	120.2	1:02.332	94.74	0.665	11:55:45.498	
20 -	16.449	20.344	127.0	9.923	15.256	116.3	1:01.972	95.29	0.305	11:56:47.470	
21 -	16.574	20.270	126.1	9.938	15.207	116.6	1:01.989	95.26	0.322	11:57:49.459	
22 -	16.750	20.280	124.9	10.073	<b>14.945</b>	119.1	1:02.048	95.17	0.381	11:58:51.507	

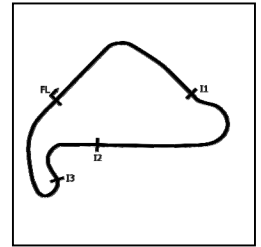
P2 43		Amanuel BRINTON				Honda - Kovara Projects / RS Racing					
IDEAL LAP TIME : 1:01.505		BEST LAP TIME : 1:01.836				DIFFERENCE : 0.331					
LAP	SECTOR 1	SECTOR 2		SECTOR 3		SECTOR 4		LAP TIME	MPH	DIFF	TIME OF DAY
1 -		20.273	129.5	10.164	15.034	119.7	1:04.282	91.86	2.446	11:37:06.842	
2 -	16.630	20.480	129.5	10.037	15.086	118.9	1:02.233	94.89	0.397	11:38:09.075	
3 -	16.913	<b>20.218</b>	128.3	10.370	15.055	120.6	1:02.556	94.40	0.720	11:39:11.631	
4 -	16.643	20.338	127.0	10.311	14.974	121.3	1:02.266	94.84	0.430	11:40:13.897	
5 -	16.660	20.273	129.3	10.134	15.052	120.8	1:02.119	95.07	0.283	11:41:16.016	
6 -	16.550	20.318	<b>130.3</b>	10.104	15.023	<b>121.5</b>	1:01.995	95.26	0.159	11:42:18.011	
7 -	<b>16.506</b>	20.455	128.0	10.151	<b>14.930</b>	120.4	1:02.042	95.18	0.206	11:43:20.053	
8 -	16.798	20.234	126.6	10.052	15.145	117.2	1:02.229	94.90	0.393	11:44:22.282	
9 -	16.797	20.502	128.5	9.993	14.933	120.8	1:02.225	94.90	0.389	11:45:24.507	
10 -	16.572	20.249	129.5	10.211	14.957	121.1	1:01.989	95.26	0.153	11:46:26.496	
11 -	16.549	20.231	<b>130.3</b>	9.988	15.068	120.0	<b>1:01.836 (1)</b>	<b>95.50</b>		<b>11:47:28.332</b>	
12 -	16.585	20.367	128.8	10.108	15.135	119.7	1:02.195	94.95	0.359	11:48:30.527	
13 -	16.773	20.324	125.9	10.057	15.137	119.1	1:02.291	94.80	0.455	11:49:32.818	
14 -	16.644	20.261	126.3	9.984	15.030	120.2	1:01.919 (3)	95.37	0.083	11:50:34.737	
15 -	16.838	20.506	127.5	9.900	14.973	119.7	1:02.217	94.92	0.381	11:51:36.954	
16 -	16.737	20.366	128.8	9.944	15.147	116.8	1:02.194	94.95	0.358	11:52:39.148	
17 -	16.637	20.360	<b>130.3</b>	9.913	14.987	120.6	1:01.897 (2)	95.41	0.061	11:53:41.045	
18 -	16.537	20.396	124.5	10.107	15.084	121.3	1:02.124	95.06	0.288	11:54:43.169	
19 -	16.655	20.351	123.1	10.181	15.146	119.7	1:02.333	94.74	0.497	11:55:45.502	
20 -	16.528	20.304	123.1	10.107	15.106	119.7	1:02.045	95.18	0.209	11:56:47.547	
21 -	16.512	20.313	125.9	10.038	15.100	119.1	1:01.963	95.30	0.127	11:57:49.510	
22 -	16.715	20.360	128.3	<b>9.851</b>	15.100	115.7	1:02.026	95.21	0.190	11:58:51.536	

# MCRCB BULLETIN TK359

## 2023 Bennetts British Superbike Championship - Round 1

### 2023 R&G British Talent Cup

## RACE 2 - SECTOR ANALYSIS



SECTOR 1 = FL to I1, SECTOR 2 = I1 to I2 SECTOR 3 = I2 to I3, SECTOR 4 = I3 to FL, DIFF = Difference To Personal Best Lap, P = Crossed Finish Line in Pit Lane, D = Time Disallowed

P3		1		Johnny GARNESS		Honda - VisionTrack Racing Team						
IDEAL LAP TIME : 1:01.375		BEST LAP TIME : 1:01.839		DIFFERENCE : 0.464								
LAP	SECTOR 1	SECTOR 2	SECTOR 3	SECTOR 4	LAP TIME	MPH	DIFF	TIME OF DAY				
1 -		20.364	126.3	10.040	15.226	117.6	1:03.980	92.30	2.141	11:37:06.540		
2 -	16.740	20.464	126.8	10.097	15.145	117.4	1:02.446	94.57	0.607	11:38:08.986		
3 -	16.682	20.473	123.8	10.249	15.110	118.2	1:02.514	94.46	0.675	11:39:11.500		
4 -	16.526	20.412	126.3	10.010	15.207	117.8	1:02.155	95.01	0.316	11:40:13.655		
5 -	16.696	20.409	125.9	10.093	15.120	118.9	1:02.318	94.76	0.479	11:41:15.973		
6 -	<b>16.436</b>	20.271	127.0	10.086	15.046	118.9	<b>1:01.839 (1)</b>	<b>95.50</b>		<b>11:42:17.812</b>		
7 -	16.659	20.424	127.5	<b>9.848</b>	15.307	116.8	1:02.238	94.88	0.399	11:43:20.050		
8 -	16.800	20.278	124.5	10.103	15.062	118.2	1:02.243	94.88	0.404	11:44:22.293		
9 -	16.642	20.208	126.6	9.920	15.188	117.0	1:01.958	95.31	0.119	11:45:24.251		
10 -	16.698	20.178	127.0	9.951	15.169	117.2	1:01.996	95.25	0.157	11:46:26.247		
11 -	16.678	20.167	127.3	10.002	15.091	116.3	1:01.938	95.34	0.099	11:47:28.185		
12 -	16.707	20.342	124.0	10.169	15.061	117.6	1:02.279	94.82	0.440	11:48:30.464		
13 -	16.913	20.262	128.3	9.936	15.142	117.2	1:02.253	94.86	0.414	11:49:32.717		
14 -	16.672	20.330	125.4	10.125	14.966	121.3	1:02.093	95.11	0.254	11:50:34.810		
15 -	16.691	20.576	126.1	10.057	14.983	122.0	1:02.307	94.78	0.468	11:51:37.117		
16 -	16.462	20.346	126.3	9.912	15.270	117.2	1:01.990	95.26	0.151	11:52:39.107		
17 -	16.581	20.286	124.9	9.948	15.077	120.4	1:01.892 (3)	95.41	0.053	11:53:40.999		
18 -	16.720	20.593	127.8	9.921	15.055	122.0	1:02.289	94.81	0.450	11:54:43.288		
19 -	16.568	20.288	128.8	9.924	15.324	116.8	1:02.104	95.09	0.265	11:55:45.392		
20 -	16.728	20.353	<b>130.0</b>	10.340	14.966	<b>122.9</b>	1:02.387	94.66	0.548	11:56:47.779		
21 -	16.523	<b>20.151</b>	127.5	10.144	15.086	118.2	1:01.904	95.40	0.065	11:57:49.683		
22 -	16.738	20.294	125.9	9.901	<b>14.940</b>	121.1	1:01.873 (2)	95.44	0.034	11:58:51.556		

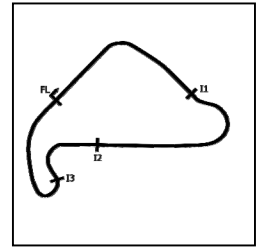
P4		55		Harrison DESOY		Honda - Microlise Cresswell Racing / Eastern Garage Racing						
IDEAL LAP TIME : 1:01.312		BEST LAP TIME : 1:01.447		DIFFERENCE : 0.135								
LAP	SECTOR 1	SECTOR 2	SECTOR 3	SECTOR 4	LAP TIME	MPH	DIFF	TIME OF DAY				
1 -		20.690	126.1	9.900	15.227	117.4	1:05.325	90.40	3.878	11:37:07.885		
2 -	16.681	20.347	128.0	9.993	15.366	119.7	1:02.387	94.66	0.940	11:38:10.272		
3 -	17.359	20.449	127.0	9.803	15.093	118.4	1:02.704	94.18	1.257	11:39:12.976		
4 -	16.579	20.224	129.0	9.949	15.094	120.6	1:01.846 (3)	95.48	0.399	11:40:14.822		
5 -	<b>16.367</b>	20.700	129.8	10.048	15.160	<b>121.5</b>	1:02.275	94.83	0.828	11:41:17.097		
6 -	16.825	20.383	<b>131.5</b>	9.971	15.270	119.7	1:02.449	94.56	1.002	11:42:19.546		
7 -	16.375	20.213	130.5	<b>9.791</b>	15.068	120.0	<b>1:01.447 (1)</b>	<b>96.10</b>		<b>11:43:20.993</b>		
8 -	16.403	20.404	127.3	10.043	15.072	119.7	1:01.922	95.37	0.475	11:44:22.915		
9 -	16.463	20.492	128.5	10.075	15.068	120.2	1:02.098	95.10	0.651	11:45:25.013		
10 -	16.464	20.327	129.8	9.849	15.010	120.4	1:01.650 (2)	95.79	0.203	11:46:26.663		
11 -	16.542	20.479	129.8	9.844	15.054	119.5	1:01.919	95.37	0.472	11:47:28.582		
12 -	16.480	20.350	129.5	10.058	15.277	118.9	1:02.165	94.99	0.718	11:48:30.747		
13 -	16.811	20.448	129.5	9.957	15.108	119.7	1:02.324	94.75	0.877	11:49:33.071		
14 -	16.550	20.420	129.0	9.904	15.031	120.6	1:01.905	95.39	0.458	11:50:34.976		
15 -	16.531	20.596	126.6	10.196	15.003	120.8	1:02.326	94.75	0.879	11:51:37.302		
16 -	16.545	20.471	130.0	10.109	15.021	119.7	1:02.146	95.02	0.699	11:52:39.448		
17 -	16.698	20.552	124.5	9.929	15.022	121.3	1:02.201	94.94	0.754	11:53:41.649		
18 -	16.431	20.387	129.0	10.050	15.102	118.9	1:01.970	95.29	0.523	11:54:43.619		
19 -	16.695	20.211	129.8	10.029	15.233	119.5	1:02.168	94.99	0.721	11:55:45.787		
20 -	16.432	<b>20.178</b>	127.0	10.130	15.152	119.5	1:01.892	95.41	0.445	11:56:47.679		
21 -	16.555	20.216	127.8	10.077	15.169	117.6	1:02.017	95.22	0.570	11:57:49.696		
22 -	16.636	20.527	127.8	9.915	<b>14.976</b>	119.7	1:02.054	95.16	0.607	11:58:51.750		

# MCRCB BULLETIN TK359

## 2023 Bennetts British Superbike Championship - Round 1

### 2023 R&G British Talent Cup

## RACE 2 - SECTOR ANALYSIS



SECTOR 1 = FL to I1, SECTOR 2 = I1 to I2 SECTOR 3 = I2 to I3, SECTOR 4 = I3 to FL, DIFF = Difference To Personal Best Lap, P = Crossed Finish Line in Pit Lane, D = Time Disallowed

P5		4		Sullivan MOUNSEY				Honda - Wilson Racing / Maddison Media			
IDEAL LAP TIME : 1:01.286		BEST LAP TIME : 1:01.695		DIFFERENCE : 0.409							
LAP	SECTOR 1	SECTOR 2		SECTOR 3		SECTOR 4		LAP TIME	MPH	DIFF	TIME OF DAY
1 -		20.430	129.8	10.143	14.992	120.8	1:04.084	92.15	2.389	11:37:06.644	
2 -	16.639	20.494	129.0	9.900	15.368	116.8	1:02.401	94.64	0.706	11:38:09.045	
3 -	16.659	20.406	124.7	10.148	15.232	116.1	1:02.445	94.57	0.750	11:39:11.490	
4 -	16.539	20.569	125.2	10.199	14.978	120.4	1:02.285	94.81	0.590	11:40:13.775	
5 -	16.812	20.339	129.0	10.122	15.009	<b>122.4</b>	1:02.282	94.82	0.587	11:41:16.057	
6 -	16.437	20.274	130.3	10.057	15.039	121.5	1:01.807 (2)	95.55	0.112	11:42:17.864	
7 -	16.607	20.453	128.0	9.946	15.098	119.1	1:02.104	95.09	0.409	11:43:19.968	
8 -	17.042	20.183	129.8	10.163	15.016	120.4	1:02.404	94.63	0.709	11:44:22.372	
9 -	16.613	20.186	129.8	10.031	15.061	118.9	1:01.891	95.42	0.196	11:45:24.263	
10 -	16.797	20.142	130.8	9.998	15.063	119.1	1:02.000	95.25	0.305	11:46:26.263	
11 -	16.701	20.142	129.5	9.869	15.222	116.1	1:01.934	95.35	0.239	11:47:28.197	
12 -	16.783	20.255	128.3	10.024	15.227	117.0	1:02.289	94.81	0.594	11:48:30.486	
13 -	16.864	20.343	128.0	10.377	15.112	118.4	1:02.696	94.19	1.001	11:49:33.182	
14 -	16.611	20.289	130.8	10.113	14.989	122.0	1:02.002	95.24	0.307	11:50:35.184	
15 -	<b>16.383</b>	20.501	125.4	10.011	<b>14.967</b>	121.7	1:01.862 (3)	95.46	0.167	11:51:37.046	
16 -	16.698	20.446	130.0	10.293	14.988	120.2	1:02.425	94.60	0.730	11:52:39.471	
<b>17 -</b>	16.619	<b>20.101</b>	<b>131.8</b>	9.968	15.007	120.6	<b>1:01.695 (1)</b>	<b>95.72</b>		<b>11:53:41.166</b>	
18 -	16.488	20.299	126.3	<b>9.835</b>	15.271	116.3	1:01.893	95.41	0.198	11:54:43.059	
19 -	16.831	20.410	130.3	10.143	15.097	120.2	1:02.481	94.51	0.786	11:55:45.540	
20 -	16.642	20.232	128.3	10.221	15.140	122.0	1:02.235	94.89	0.540	11:56:47.775	
21 -	16.550	20.421	127.0	9.896	15.161	121.7	1:02.028	95.20	0.333	11:57:49.803	
22 -	16.485	20.358	128.8	10.097	15.069	119.3	1:02.009	95.23	0.314	11:58:51.812	

P6		7		Harley McCABE				Honda - McCabe Racing			
IDEAL LAP TIME : 1:01.179		BEST LAP TIME : 1:01.712		DIFFERENCE : 0.533							
LAP	SECTOR 1	SECTOR 2		SECTOR 3		SECTOR 4		LAP TIME	MPH	DIFF	TIME OF DAY
1 -		20.545	121.1	10.540	15.052	122.2	1:05.882	89.63	4.170	11:37:08.442	
2 -	16.380	20.260	129.3	10.165	15.077	122.2	1:01.882	95.43	0.170	11:38:10.324	
3 -	16.327	20.310	130.3	10.445	15.108	122.9	1:02.190	94.96	0.478	11:39:12.514	
4 -	16.246	20.348	130.0	10.271	15.178	121.1	1:02.043	95.18	0.331	11:40:14.557	
5 -	16.458	20.636	126.1	10.294	15.212	121.1	1:02.600	94.33	0.888	11:41:17.157	
6 -	16.524	<b>20.094</b>	129.5	10.081	15.076	119.1	1:01.775 (2)	95.59	0.063	11:42:18.932	
7 -	16.653	20.239	129.8	<b>9.955</b>	15.046	120.4	1:01.893	95.41	0.181	11:43:20.825	
8 -	16.354	20.208	130.3	10.337	14.982	121.5	1:01.881	95.43	0.169	11:44:22.706	
9 -	16.408	20.519	125.6	10.157	15.025	121.5	1:02.109	95.08	0.397	11:45:24.815	
10 -	16.408	20.400	130.3	10.184	14.932	<b>123.3</b>	1:01.924	95.36	0.212	11:46:26.739	
11 -	16.442	20.386	<b>130.8</b>	10.121	<b>14.892</b>	121.7	1:01.841 (3)	95.49	0.129	11:47:28.580	
12 -	16.481	20.415	126.3	10.272	15.073	122.6	1:02.241	94.88	0.529	11:48:30.821	
13 -	16.714	20.448	128.5	10.102	15.043	120.0	1:02.307	94.78	0.595	11:49:33.128	
14 -	16.453	20.313	129.5	10.171	14.973	121.5	1:01.910	95.39	0.198	11:50:35.038	
15 -	16.426	20.305	127.0	9.999	15.122	117.6	1:01.852	95.48	0.140	11:51:36.890	
16 -	16.666	20.438	127.8	10.160	15.096	119.3	1:02.360	94.70	0.648	11:52:39.250	
17 -	16.499	20.290	127.5	10.274	14.920	122.4	1:01.983	95.27	0.271	11:53:41.233	
18 -	16.512	20.755	129.8	10.158	15.101	122.2	1:02.526	94.45	0.814	11:54:43.759	
19 -	16.504	20.350	130.5	10.112	15.213	122.9	1:02.179	94.97	0.467	11:55:45.938	
20 -	16.445	20.175	127.5	10.451	15.115	121.3	1:02.186	94.96	0.474	11:56:48.124	
<b>21 -</b>	<b>16.238</b>	20.355	128.8	10.140	14.979	122.4	<b>1:01.712 (1)</b>	<b>95.69</b>		<b>11:57:49.836</b>	
22 -	16.581	20.394	128.5	10.107	15.040	121.5	1:02.122	95.06	0.410	11:58:51.958	

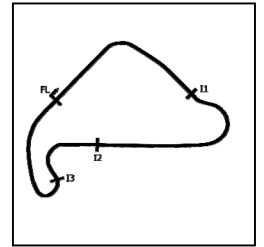


# MCRCB BULLETIN TK359

## 2023 Bennetts British Superbike Championship - Round 1

### 2023 R&G British Talent Cup

## RACE 2 - SECTOR ANALYSIS



SECTOR 1 = FL to I1, SECTOR 2 = I1 to I2 SECTOR 3 = I2 to I3, SECTOR 4 = I3 to FL, DIFF = Difference To Personal Best Lap, P = Crossed Finish Line in Pit Lane, D = Time Disallowed

P7 29		Lucas BROWN				Honda - Amphibian Scaffolding / SP125 Racing			
IDEAL LAP TIME : 1:01.347		BEST LAP TIME : 1:01.635		DIFFERENCE : 0.288					
LAP	SECTOR 1	SECTOR 2	SECTOR 3	SECTOR 4	LAP TIME	MPH	DIFF	TIME OF DAY	
1 -		20.582 126.8	9.950	15.174 119.1	1:05.417	90.27	3.782	11:37:07.977	
2 -	16.676	20.344 128.3	9.901	15.158 118.9	1:02.079	95.13	0.444	11:38:10.056	
3 -	16.503	20.606 127.0	10.019	15.264 118.4	1:02.392	94.65	0.757	11:39:12.448	
4 -	16.539	20.539 127.3	10.071	15.222 119.1	1:02.371	94.68	0.736	11:40:14.819	
5 -	16.505	20.652 126.8	10.139	15.308 118.7	1:02.604	94.33	0.969	11:41:17.423	
6 -	16.526	20.319 128.0	9.974	15.225 118.2	1:02.044	95.18	0.409	11:42:19.467	
7 -	16.597	20.397 128.5	9.903	15.153 120.2	1:02.050	95.17	0.415	11:43:21.517	
8 -	16.442	<b>20.223</b> 127.3	9.804	15.166 117.6	<b>1:01.635 (1)</b>	<b>95.81</b>		<b>11:44:23.152</b>	
9 -	16.448	20.737 127.0	9.964	15.096 119.3	1:02.245	94.87	0.610	11:45:25.397	
10 -	16.469	20.260 <b>129.3</b>	9.846	15.209 118.0	1:01.784 <b>(3)</b>	95.58	0.149	11:46:27.181	
11 -	16.480	20.277 127.5	9.886	15.214 117.0	1:01.857	95.47	0.222	11:47:29.038	
12 -	16.754	20.356 127.3	9.862	15.191 <b>120.8</b>	1:02.163	95.00	0.528	11:48:31.201	
13 -	16.492	20.710 128.3	9.854	15.159 119.3	1:02.215	94.92	0.580	11:49:33.416	
14 -	16.424	20.634 127.3	9.875	15.173 118.7	1:02.106	95.09	0.471	11:50:35.522	
15 -	16.376	20.620 128.8	9.900	<b>15.048</b> 120.2	1:01.944	95.33	0.309	11:51:37.466	
16 -	16.459	20.588 128.0	10.041	15.171 119.1	1:02.259	94.85	0.624	11:52:39.725	
17 -	16.487	20.490 125.2	9.777	15.124 118.4	1:01.878	95.44	0.243	11:53:41.603	
18 -	16.518	20.357 126.1	9.922	15.167 119.3	1:01.964	95.30	0.329	11:54:43.567	
19 -	16.588	20.548 <b>129.3</b>	9.954	15.255 119.5	1:02.345	94.72	0.710	11:55:45.912	
20 -	16.730	20.469 128.3	10.149	15.202 119.3	1:02.550	94.41	0.915	11:56:48.462	
21 -	<b>16.349</b>	20.439 127.3	<b>9.727</b>	15.248 118.2	1:01.763 <b>(2)</b>	95.61	0.128	11:57:50.225	
22 -	16.384	20.531 126.3	9.778	15.159 118.7	1:01.852	95.48	0.217	11:58:52.077	

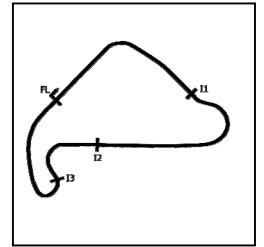
P8 40		Julian CORREA				Honda - Microlise Cresswell Racing			
IDEAL LAP TIME : 1:01.265		BEST LAP TIME : 1:01.888		DIFFERENCE : 0.623					
LAP	SECTOR 1	SECTOR 2	SECTOR 3	SECTOR 4	LAP TIME	MPH	DIFF	TIME OF DAY	
1 -		20.623 130.3	10.312	14.988 122.9	1:04.835	91.08	2.947	11:37:07.395	
2 -	16.278	20.669 129.3	10.462	<b>14.914</b> 120.6	1:02.323	94.75	0.435	11:38:09.718	
3 -	16.685	20.440 130.3	10.217	15.037 122.9	1:02.379	94.67	0.491	11:39:12.097	
4 -	16.401	20.438 129.8	10.262	15.040 120.8	1:02.141	95.03	0.253	11:40:14.238	
5 -	16.394	20.858 129.3	10.236	15.026 121.3	1:02.514	94.46	0.626	11:41:16.752	
6 -	16.559	20.379 128.0	10.354	14.965 121.7	1:02.257	94.85	0.369	11:42:19.009	
7 -	16.585	20.351 132.1	10.127	14.940 121.3	1:02.003	95.24	0.115	11:43:21.012	
8 -	16.401	20.464 130.8	10.210	15.038 121.3	1:02.113	95.07	0.225	11:44:23.125	
9 -	16.303	20.621 131.3	10.106	14.930 122.9	1:01.960	95.31	0.072	11:45:25.085	
10 -	16.406	20.457 131.8	10.090	15.127 121.5	1:02.080	95.12	0.192	11:46:27.165	
11 -	16.358	20.356 130.8	10.212	14.962 121.3	<b>1:01.888 (1)</b>	<b>95.42</b>		<b>11:47:29.053</b>	
12 -	16.496	<b>20.099</b> 132.1	10.273	15.091 122.6	1:01.959 <b>(3)</b>	95.31	0.071	11:48:31.012	
13 -	16.518	20.584 131.0	10.247	15.076 121.7	1:02.425	94.60	0.537	11:49:33.437	
14 -	16.432	20.493 129.8	<b>10.057</b>	15.120 121.7	1:02.102	95.09	0.214	11:50:35.539	
15 -	16.290	20.512 130.0	10.353	15.056 122.2	1:02.211	94.92	0.323	11:51:37.750	
16 -	16.289	20.671 131.0	10.189	15.061 <b>123.1</b>	1:02.210	94.93	0.322	11:52:39.960	
17 -	16.361	20.421 130.5	10.373	15.173 120.6	1:02.328	94.75	0.440	11:53:42.288	
18 -	<b>16.195</b>	20.429 131.5	10.058	15.208 121.1	1:01.890 <b>(2)</b>	95.42	0.002	11:54:44.178	
19 -	16.207	20.444 <b>132.6</b>	10.124	15.259 121.3	1:02.034	95.20	0.146	11:55:46.212	
20 -	16.352	20.245 130.0	10.357	15.076 121.7	1:02.030	95.20	0.142	11:56:48.242	
21 -	16.239	20.452 132.3	10.185	15.095 121.3	1:01.971	95.29	0.083	11:57:50.213	
22 -	16.340	20.482 130.8	10.128	15.064 121.3	1:02.014	95.23	0.126	11:58:52.227	

# MCRCB BULLETIN TK359

## 2023 Bennetts British Superbike Championship - Round 1

### 2023 R&G British Talent Cup

### RACE 2 - SECTOR ANALYSIS



SECTOR 1 = FL to I1, SECTOR 2 = I1 to I2 SECTOR 3 = I2 to I3, SECTOR 4 = I3 to FL, DIFF = Difference To Personal Best Lap, P = Crossed Finish Line in Pit Lane, D = Time Disallowed

P9 48		Ollie WALKER		Honda - Wright Morgan / SP125 Racing						
IDEAL LAP TIME : 1:01.433		BEST LAP TIME : 1:01.784		DIFFERENCE : 0.351						
LAP	SECTOR 1	SECTOR 2	SECTOR 3	SECTOR 4	LAP TIME	MPH	DIFF	TIME OF DAY		
1 -		20.656 127.5	10.125	15.174 119.3	1:04.829	91.09	3.045	11:37:07.389		
2 -	16.437	20.594 126.6	10.165	15.137 120.4	1:02.333	94.74	0.549	11:38:09.722		
3 -	16.543	20.365 127.5	10.147	15.245 121.7	1:02.300	94.79	0.516	11:39:12.022		
4 -	16.587	20.562 127.3	10.189	15.147 121.1	1:02.485	94.51	0.701	11:40:14.507		
5 -	16.431	20.638 127.3	9.967	15.195 118.7	1:02.231	94.89	0.447	11:41:16.738		
6 -	16.663	20.463 125.6	10.260	15.163 119.7	1:02.549	94.41	0.765	11:42:19.287		
7 -	16.607	20.311 130.0	10.008	15.186 120.0	1:02.112	95.08	0.328	11:43:21.399		
8 -	16.488	20.309 128.0	10.118	15.243 121.1	1:02.158	95.01	0.374	11:44:23.557		
9 -	16.663	20.282 129.8	9.961	<b>15.081</b> 121.3	1:01.987	95.27	0.203	11:45:25.544		
<b>10 -</b>	16.474	<b>20.193 131.0</b>	10.012	15.105 120.8	<b>1:01.784 (1)</b>	<b>95.58</b>		<b>11:46:27.328</b>		
11 -	16.404	20.536 128.5	9.989	15.140 119.3	1:02.069	95.14	0.285	11:47:29.397		
12 -	16.511	20.266 130.5	10.011	15.185 120.4	1:01.973	95.29	0.189	11:48:31.370		
13 -	16.353	20.715 127.0	10.033	15.284 119.3	1:02.385	94.66	0.601	11:49:33.755		
14 -	16.467	20.316 129.5	10.029	15.155 121.7	1:01.967	95.30	0.183	11:50:35.722		
15 -	16.376	20.445 130.5	10.108	15.205 <b>122.0</b>	1:02.134	95.04	0.350	11:51:37.856		
16 -	16.281	20.596 128.0	9.954	15.169 121.5	1:02.000	95.25	0.216	11:52:39.856		
17 -	16.328	20.580 125.6	10.116	15.173 119.7	1:02.197	94.95	0.413	11:53:42.053		
18 -	16.461	20.370 129.8	<b>9.882</b>	15.236 120.0	1:01.949 <b>(3)</b>	95.33	0.165	11:54:44.002		
19 -	16.371	20.571 130.8	10.085	15.324 119.5	1:02.351	94.71	0.567	11:55:46.353		
20 -	16.295	20.508 128.0	10.207	15.206 121.1	1:02.216	94.92	0.432	11:56:48.569		
21 -	16.396	20.293 127.3	9.961	15.171 120.6	1:01.821 <b>(2)</b>	95.52	0.037	11:57:50.390		
22 -	<b>16.277</b>	20.604 128.8	9.999	15.127 119.5	1:02.007	95.24	0.223	11:58:52.397		

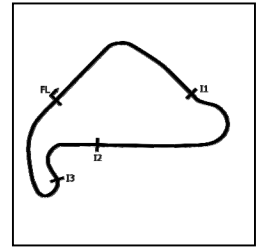
P10 64		Clayton EDMUNDS		Honda - City Lifting / RS Racing						
IDEAL LAP TIME : 1:01.718		BEST LAP TIME : 1:02.140		DIFFERENCE : 0.422						
LAP	SECTOR 1	SECTOR 2	SECTOR 3	SECTOR 4	LAP TIME	MPH	DIFF	TIME OF DAY		
1 -		20.774 129.3	10.593	15.474 119.5	1:07.124	87.98	4.984	11:37:09.684		
2 -	16.582	20.340 <b>130.5</b>	10.514	15.243 119.3	1:02.679	94.22	0.539	11:38:12.363		
3 -	16.534	20.658 129.8	10.469	15.216 120.0	1:02.877	93.92	0.737	11:39:15.240		
4 -	16.484	20.704 127.8	10.141	15.136 119.5	1:02.465	94.54	0.325	11:40:17.705		
<b>5 -</b>	16.413	<b>20.262</b> 129.5	10.373	15.092 <b>120.6</b>	<b>1:02.140 (1)</b>	<b>95.03</b>		<b>11:41:19.845</b>		
6 -	16.476	20.469 129.8	10.532	15.126 119.7	1:02.603	94.33	0.463	11:42:22.448		
7 -	16.431	20.331 128.5	10.554	15.159 120.4	1:02.475	94.52	0.335	11:43:24.923		
8 -	<b>16.369</b>	20.847 128.3	10.241	15.105 120.0	1:02.562	94.39	0.422	11:44:27.485		
9 -	16.412	20.727 127.5	10.204	15.073 120.4	1:02.416 <b>(3)</b>	94.61	0.276	11:45:29.901		
10 -	16.545	20.505 127.5	10.041	15.135 118.2	1:02.226 <b>(2)</b>	94.90	0.086	11:46:32.127		
11 -	16.712	20.528 126.1	10.298	15.297 118.4	1:02.835	93.98	0.695	11:47:34.962		
12 -	16.800	20.727 127.8	10.145	15.079 119.5	1:02.751	94.11	0.611	11:48:37.713		
13 -	16.769	20.701 125.2	10.173	<b>15.054</b> 117.4	1:02.697	94.19	0.557	11:49:40.410		
14 -	16.698	20.826 122.0	10.236	15.144 117.0	1:02.904	93.88	0.764	11:50:43.314		
15 -	16.738	20.623 124.0	10.083	15.190 117.2	1:02.634	94.28	0.494	11:51:45.948		
16 -	16.716	20.514 124.5	<b>10.033</b>	15.190 116.8	1:02.453	94.56	0.313	11:52:48.401		
17 -	16.845	20.468 123.3	10.115	15.255 115.7	1:02.683	94.21	0.543	11:53:51.084		
18 -	16.894	20.622 123.5	10.053	15.325 115.5	1:02.894	93.89	0.754	11:54:53.978		
19 -	16.941	20.522 124.2	10.129	15.451 116.6	1:03.043	93.67	0.903	11:55:57.021		
20 -	16.895	20.386 127.0	10.542	15.260 117.2	1:03.083	93.61	0.943	11:57:00.104		
21 -	16.701	20.787 124.0	10.080	15.227 115.5	1:02.795	94.04	0.655	11:58:02.899		
22 -	17.037	20.727 123.5	<b>10.033</b>	15.252 115.9	1:03.049	93.66	0.909	11:59:05.948		

MCRCB BULLETIN TK359

2023 Bennetts British Superbike Championship - Round 1

2023 R&G British Talent Cup

RACE 2 - SECTOR ANALYSIS



SECTOR 1 = FL to I1, SECTOR 2 = I1 to I2 SECTOR 3 = I2 to I3, SECTOR 4 = I3 to FL, DIFF = Difference To Personal Best Lap, P = Crossed Finish Line in Pit Lane, D = Time Disallowed

P11 99		Peter WILLIS		Honda - Belfast Chauffer Hire by WM-Racing					
IDEAL LAP TIME : 1:01.686		BEST LAP TIME : 1:01.910		DIFFERENCE : 0.224					
LAP	SECTOR 1	SECTOR 2	SECTOR 3	SECTOR 4	LAP TIME	MPH	DIFF	TIME OF DAY	
1 -		20.684 126.6	10.728	15.441 <b>122.0</b>	1:07.313	87.73	5.403	11:37:09.873	
2 -	16.595	20.466 126.3	10.362	15.245 121.3	1:02.668	94.23	0.758	11:38:12.541	
3 -	16.535	20.666 126.6	10.429	15.301 120.6	1:02.931	93.84	1.021	11:39:15.472	
4 -	16.598	20.855 126.3	10.332	15.348 117.4	1:03.133	93.54	1.223	11:40:18.605	
5 -	16.572	20.289 127.5	9.997	15.269 120.8	1:02.127 (3)	95.05	0.217	11:41:20.732	
6 -	16.688	20.412 125.4	10.334	15.287 120.0	1:02.721	94.15	0.811	11:42:23.453	
7 -	16.887	20.693 126.1	10.088	15.325 119.5	1:02.993	93.75	1.083	11:43:26.446	
8 -	16.688	20.488 <b>128.0</b>	10.093	15.256 119.7	1:02.525	94.45	0.615	11:44:28.971	
9 -	16.798	20.778 124.7	10.549	17.249 116.3	1:05.374	90.33	3.464	11:45:34.345	
10 -	17.044	20.572 126.3	10.126	15.434 117.2	1:03.176	93.47	1.266	11:46:37.521	
11 -	16.741	20.586 125.9	10.020	15.361 117.4	1:02.708	94.17	0.798	11:47:40.229	
12 -	16.718	20.440 126.6	9.905	15.332 117.0	1:02.395	94.64	0.485	11:48:42.624	
13 -	16.776	20.394 126.3	10.033	15.286 117.8	1:02.489	94.50	0.579	11:49:45.113	
<b>14 -</b>	<b>16.554</b>	<b>20.365 126.8</b>	<b>9.886</b>	<b>15.105 119.7</b>	<b>1:01.910 (1)</b>	<b>95.39</b>		<b>11:50:47.023</b>	
15 -	16.524	20.317 126.8	10.643	15.253 118.4	1:02.737	94.13	0.827	11:51:49.760	
16 -	<b>16.485</b>	20.401 126.3	9.959	15.174 121.1	1:02.019 (2)	95.22	0.109	11:52:51.779	
17 -	16.790	<b>20.223 128.0</b>	10.074	<b>15.092</b> 120.6	1:02.179	94.97	0.269	11:53:53.958	
18 -	16.679	20.380 125.9	9.910	15.301 116.8	1:02.270	94.83	0.360	11:54:56.228	
19 -	16.868	20.439 127.5	9.917	15.356 117.6	1:02.580	94.36	0.670	11:55:58.808	
20 -	16.600	20.340 127.3	10.015	15.297 118.0	1:02.252	94.86	0.342	11:57:01.060	
21 -	16.555	20.384 124.9	9.997	15.215 116.8	1:02.151	95.02	0.241	11:58:03.211	
22 -	16.857	20.651 123.8	10.127	15.131 118.7	1:02.766	94.09	0.856	11:59:05.977	

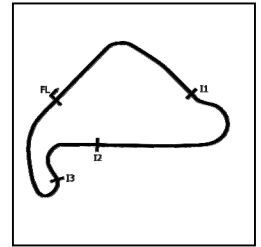
P12 61		Harrison MACKAY		Honda - Wilson Racing / Super Soco					
IDEAL LAP TIME : 1:02.072		BEST LAP TIME : 1:02.499		DIFFERENCE : 0.427					
LAP	SECTOR 1	SECTOR 2	SECTOR 3	SECTOR 4	LAP TIME	MPH	DIFF	TIME OF DAY	
1 -		20.721 124.7	10.341	15.304 118.7	1:05.863	89.66	3.364	11:37:08.423	
2 -	16.787	<b>20.379</b> 128.0	10.195	15.347 117.0	1:02.708	94.17	0.209	11:38:11.131	
3 -	16.747	<b>20.379</b> 127.8	10.128	15.336 117.2	1:02.590	94.35	0.091	11:39:13.721	
4 -	16.770	20.424 125.9	10.091	15.291 116.8	1:02.576 (3)	94.37	0.077	11:40:16.297	
5 -	16.789	20.434 126.1	10.117	15.413 116.3	1:02.753	94.10	0.254	11:41:19.050	
6 -	16.722	20.404 125.9	10.220	15.236 118.2	1:02.582	94.36	0.083	11:42:21.632	
7 -	16.624	20.451 127.8	10.268	15.297 117.2	1:02.640	94.27	0.141	11:43:24.272	
8 -	16.617	20.744 127.0	10.101	<b>15.123</b> 118.9	1:02.585	94.36	0.086	11:44:26.857	
9 -	16.780	20.450 128.5	10.170	15.176 117.8	1:02.576 (3)	94.37	0.077	11:45:29.433	
10 -	16.906	20.657 124.5	10.336	15.199 120.4	1:03.098	93.59	0.599	11:46:32.531	
11 -	16.524	20.639 <b>129.3</b>	10.230	15.186 118.9	1:02.579	94.37	0.080	11:47:35.110	
12 -	16.694	20.879 129.0	10.227	15.223 120.0	1:03.023	93.70	0.524	11:48:38.133	
13 -	16.541	20.830 126.1	10.219	15.172 119.1	1:02.762	94.09	0.263	11:49:40.895	
14 -	<b>16.483</b>	20.638 124.7	10.278	15.146 117.8	1:02.545 (2)	94.42	0.046	11:50:43.440	
15 -	16.788	20.889 126.1	10.164	15.214 <b>120.6</b>	1:03.055	93.65	0.556	11:51:46.495	
16 -	16.703	20.526 125.6	10.254	15.198 118.0	1:02.681	94.21	0.182	11:52:49.176	
<b>17 -</b>	<b>16.772</b>	<b>20.412 125.9</b>	<b>10.088</b>	<b>15.227 119.1</b>	<b>1:02.499 (1)</b>	<b>94.49</b>		<b>11:53:51.675</b>	
18 -	16.497	20.819 127.5	10.296	15.221 119.3	1:02.833	93.98	0.334	11:54:54.508	
19 -	16.777	20.602 128.8	<b>10.087</b>	15.556 116.8	1:03.022	93.70	0.523	11:55:57.530	
20 -	16.669	20.483 125.6	10.281	15.268 118.0	1:02.701	94.18	0.202	11:57:00.231	
21 -	16.558	20.826 121.7	10.239	15.303 116.8	1:02.926	93.85	0.427	11:58:03.157	
22 -	16.762	20.847 120.6	10.194	15.237 117.2	1:03.040	93.68	0.541	11:59:06.197	

# MCRCB BULLETIN TK359

## 2023 Bennetts British Superbike Championship - Round 1

### 2023 R&G British Talent Cup

## RACE 2 - SECTOR ANALYSIS



SECTOR 1 = FL to I1, SECTOR 2 = I1 to I2 SECTOR 3 = I2 to I3, SECTOR 4 = I3 to FL, DIFF = Difference To Personal Best Lap, P = Crossed Finish Line in Pit Lane, D = Time Disallowed

P13 2		Josh BANNISTER				Honda - Dunsley Heat Racing				
IDEAL LAP TIME : 1:01.734		BEST LAP TIME : 1:02.146				DIFFERENCE : 0.412				
LAP	SECTOR 1	SECTOR 2	SECTOR 3	SECTOR 4	LAP TIME	MPH	DIFF	TIME OF DAY		
1 -		20.669 127.8	10.548	15.286 119.7	1:06.353	89.00	4.207	11:37:08.913		
2 -	16.659	20.597 124.9	10.153	15.381 116.3	1:02.790	94.05	0.644	11:38:11.703		
3 -	17.064	20.738 127.8	10.176	15.086 117.8	1:03.064	93.64	0.918	11:39:14.767		
4 -	16.496	20.584 128.0	10.142	15.100 118.2	1:02.322 (2)	94.76	0.176	11:40:17.089		
5 -	16.430	20.744 124.9	10.081	15.312 116.8	1:02.567	94.38	0.421	11:41:19.656		
6 -	16.535	<b>20.367</b> 128.5	10.156	15.088 119.3	<b>1:02.146 (1)</b>	<b>95.02</b>		<b>11:42:21.802</b>		
7 -	16.653	20.586 127.8	10.172	15.216 119.1	1:02.627	94.29	0.481	11:43:24.429		
8 -	16.668	20.619 127.0	10.170	<b>15.024</b> 119.5	1:02.481 (3)	94.51	0.335	11:44:26.910		
9 -	16.818	20.710 125.9	10.065	15.162 117.2	1:02.755	94.10	0.609	11:45:29.665		
10 -	16.809	20.692 126.3	10.434	15.067 119.1	1:03.002	93.73	0.856	11:46:32.667		
11 -	16.536	20.669 127.8	10.245	15.060 119.5	1:02.510	94.47	0.364	11:47:35.177		
12 -	16.829	20.760 <b>128.8</b>	10.285	15.230 118.9	1:03.104	93.58	0.958	11:48:38.281		
13 -	16.467	20.886 124.5	10.245	15.224 118.9	1:02.822	94.00	0.676	11:49:41.103		
14 -	<b>16.403</b>	20.792 125.4	10.270	15.101 117.6	1:02.566	94.39	0.420	11:50:43.669		
15 -	16.697	20.875 125.6	10.157	15.159 <b>120.8</b>	1:02.888	93.90	0.742	11:51:46.557		
16 -	16.874	20.817 124.5	10.061	15.224 117.4	1:02.976	93.77	0.830	11:52:49.533		
17 -	16.765	20.720 123.5	10.024	15.296 115.9	1:02.805	94.03	0.659	11:53:52.338		
18 -	16.733	20.602 124.2	<b>9.940</b>	15.228 118.0	1:02.503	94.48	0.357	11:54:54.841		
19 -	16.491	20.803 127.3	10.017	15.431 116.1	1:02.742	94.12	0.596	11:55:57.583		
20 -	16.670	20.701 125.2	10.129	15.249 118.9	1:02.749	94.11	0.603	11:57:00.332		
21 -	16.591	21.131 122.9	10.076	15.265 117.0	1:03.063	93.64	0.917	11:58:03.395		
22 -	16.727	20.788 124.7	10.200	15.136 120.0	1:02.851	93.96	0.705	11:59:06.246		

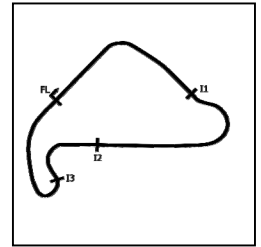
P14 76		Charlie HUNTINGFORD				Honda - Opteven Mototechniks				
IDEAL LAP TIME : 1:01.518		BEST LAP TIME : 1:01.893				DIFFERENCE : 0.375				
LAP	SECTOR 1	SECTOR 2	SECTOR 3	SECTOR 4	LAP TIME	MPH	DIFF	TIME OF DAY		
1 -		20.825 128.8	10.508	15.376 118.7	1:06.279	89.10	4.386	11:37:08.839		
2 -	16.850	20.586 128.3	10.210	15.268 116.3	1:02.914	93.86	1.021	11:38:11.753		
3 -	17.178	20.736 129.0	10.175	15.353 118.2	1:03.442	93.08	1.549	11:39:15.195		
4 -	16.681	20.622 <b>130.5</b>	10.236	15.207 118.7	1:02.746	94.12	0.853	11:40:17.941		
5 -	16.636	20.274 129.3	<b>9.924</b>	15.420 118.7	1:02.254 (3)	94.86	0.361	11:41:20.195		
6 -	16.586	<b>20.094</b> 130.3	10.101	15.112 119.7	<b>1:01.893 (1)</b>	<b>95.41</b>		<b>11:42:22.088</b>		
7 -	<b>16.427</b>	20.583 126.8	10.292	15.200 119.5	1:02.502	94.48	0.609	11:43:24.590		
8 -	16.613	20.554 127.0	10.222	<b>15.073</b> <b>120.6</b>	1:02.462	94.54	0.569	11:44:27.052		
9 -	16.785	20.836 125.6	10.226	15.395 118.4	1:03.242	93.38	1.349	11:45:30.294		
10 -	16.523	20.355 127.5	10.126	15.103 117.6	1:02.107 (2)	95.08	0.214	11:46:32.401		
11 -	16.604	20.633 127.3	10.027	15.188 115.3	1:02.452	94.56	0.559	11:47:34.853		
12 -	16.900	20.879 126.3	10.073	15.274 118.7	1:03.126	93.55	1.233	11:48:37.979		
13 -	16.699	20.654 126.1	10.145	15.108 119.1	1:02.606	94.33	0.713	11:49:40.585		
14 -	16.584	20.928 120.9	10.286	15.294 116.1	1:03.092	93.60	1.199	11:50:43.677		
15 -	16.583	20.713 125.9	10.077	15.221 117.6	1:02.594	94.34	0.701	11:51:46.271		
16 -	16.764	20.559 123.8	10.156	15.092 118.2	1:02.571	94.38	0.678	11:52:48.842		
17 -	16.579	20.760 124.0	10.094	15.211 117.4	1:02.644	94.27	0.751	11:53:51.486		
18 -	16.647	20.771 124.2	10.056	15.273 117.4	1:02.747	94.11	0.854	11:54:54.233		
19 -	16.819	20.523 125.2	9.981	15.371 115.7	1:02.694	94.19	0.801	11:55:56.927		
20 -	16.706	20.669 122.0	10.209	15.262 115.5	1:02.846	93.97	0.953	11:56:59.773		
21 -	16.767	21.517 121.7	10.212	15.233 118.4	1:03.729	92.66	1.836	11:58:03.502		
22 -	16.663	20.982 123.8	10.109	15.167 119.1	1:02.921	93.85	1.028	11:59:06.423		

# MCRCB BULLETIN TK359

## 2023 Bennetts British Superbike Championship - Round 1

### 2023 R&G British Talent Cup

## RACE 2 - SECTOR ANALYSIS



SECTOR 1 = FL to I1, SECTOR 2 = I1 to I2 SECTOR 3 = I2 to I3, SECTOR 4 = I3 to FL, DIFF = Difference To Personal Best Lap, P = Crossed Finish Line in Pit Lane, D = Time Disallowed

P15 42		Ben JOLLIFFE				Honda - Wilson Racing					
IDEAL LAP TIME : 1:01.846		BEST LAP TIME : 1:02.250		DIFFERENCE : 0.404							
LAP	SECTOR 1	SECTOR 2		SECTOR 3		SECTOR 4		LAP TIME	MPH	DIFF	TIME OF DAY
1 -		20.853	129.0	10.683	15.337	<b>122.4</b>	1:07.415	87.60	5.165	11:37:09.975	
2 -	16.687	20.558	<b>129.8</b>	10.359	15.251	119.7	1:02.855	93.95	0.605	11:38:12.830	
3 -	16.565	20.773	125.4	10.644	15.292	120.0	1:03.274	93.33	1.024	11:39:16.104	
4 -	<b>16.341</b>	20.838	128.8	10.323	15.242	117.6	1:02.744	94.12	0.494	11:40:18.848	
5 -	16.713	20.643	125.9	10.378	15.223	118.0	1:02.957	93.80	0.707	11:41:21.805	
6 -	16.649	20.408	129.0	10.238	15.095	119.5	1:02.390	94.65	0.140	11:42:24.195	
7 -	16.509	20.521	125.4	10.410	15.135	120.6	1:02.575	94.37	0.325	11:43:26.770	
8 -	16.568	20.591	<b>129.8</b>	10.200	<b>15.063</b>	120.8	1:02.422	94.60	0.172	11:44:29.192	
9 -	16.801	20.756	125.9	10.522	15.342	118.2	1:03.421	93.11	1.171	11:45:32.613	
10 -	16.918	20.447	128.3	10.292	15.249	117.2	1:02.906	93.88	0.656	11:46:35.519	
11 -	16.640	20.453	127.0	10.250	15.123	117.8	1:02.466	94.54	0.216	11:47:37.985	
12 -	16.576	20.414	128.0	10.201	<b>15.063</b>	121.3	1:02.254 (3)	94.86	0.004	11:48:40.239	
13 -	16.673	20.519	<b>129.8</b>	10.263	15.147	119.5	1:02.602	94.33	0.352	11:49:42.841	
14 -	16.500	20.431	123.3	10.232	15.181	117.4	1:02.344	94.72	0.094	11:50:45.185	
15 -	16.800	20.535	125.2	10.255	15.161	117.2	1:02.751	94.11	0.501	11:51:47.936	
16 -	16.859	20.696	125.6	10.210	15.149	115.1	1:02.914	93.86	0.664	11:52:50.850	
17 -	16.925	20.630	123.5	10.288	15.273	114.7	1:03.116	93.56	0.866	11:53:53.966	
18 -	16.813	20.471	126.6	<b>10.072</b>	15.114	118.0	1:02.470	94.53	0.220	11:54:56.436	
19 -	16.812	20.629	128.3	10.095	15.190	117.8	1:02.726	94.15	0.476	11:55:59.162	
<b>20 -</b>	16.653	<b>20.370</b>	126.3	10.104	15.123	118.9	<b>1:02.250 (1)</b>	<b>94.87</b>		<b>11:57:01.412</b>	
<b>21 -</b>	16.627	20.397	127.3	10.123	15.103	119.3	<b>1:02.250 (1)</b>	<b>94.87</b>		<b>11:58:03.662</b>	
22 -	16.563	21.053	123.8	10.235	15.148	119.7	1:02.999	93.74	0.749	11:59:06.661	

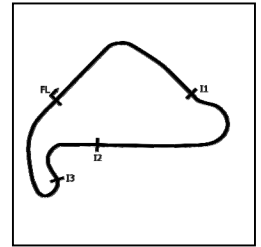
P16 88		Sviatoslav PYLYPENKO				Honda - Microlise Cresswell Racing					
IDEAL LAP TIME : 1:01.717		BEST LAP TIME : 1:02.034		DIFFERENCE : 0.317							
LAP	SECTOR 1	SECTOR 2		SECTOR 3		SECTOR 4		LAP TIME	MPH	DIFF	TIME OF DAY
1 -		21.016	128.5	10.470	15.646	119.7	1:07.873	87.00	5.839	11:37:10.433	
2 -	16.999	20.439	127.5	10.079	15.152	121.1	1:02.669	94.23	0.635	11:38:13.102	
3 -	16.727	20.671	128.0	10.424	15.302	119.5	1:03.124	93.55	1.090	11:39:16.226	
4 -	<b>16.497</b>	20.743	129.5	10.274	15.323	118.4	1:02.837	93.98	0.803	11:40:19.063	
<b>5 -</b>	16.576	20.503	128.3	9.943	<b>15.012</b>	<b>121.7</b>	<b>1:02.034 (1)</b>	<b>95.20</b>		<b>11:41:21.097</b>	
6 -	16.521	20.560	127.5	10.145	15.410	117.8	1:02.636	94.28	0.602	11:42:23.733	
7 -	16.768	20.627	129.0	10.193	15.255	119.3	1:02.843	93.97	0.809	11:43:26.576	
8 -	16.655	20.553	128.0	10.064	15.274	118.9	1:02.546	94.42	0.512	11:44:29.122	
9 -	16.735	20.650	125.4	9.958	15.346	118.2	1:02.689	94.20	0.655	11:45:31.811	
10 -	16.632	20.398	129.0	10.301	15.435	116.3	1:02.766	94.09	0.732	11:46:34.577	
11 -	16.580	20.435	128.5	10.212	15.408	115.5	1:02.635	94.28	0.601	11:47:37.212	
12 -	16.950	20.344	<b>130.5</b>	10.049	15.378	117.8	1:02.721	94.15	0.687	11:48:39.933	
13 -	16.679	20.613	127.3	9.971	15.297	115.1	1:02.560	94.40	0.526	11:49:42.493	
14 -	16.712	20.860	127.3	10.110	15.248	117.2	1:02.930	93.84	0.896	11:50:45.423	
15 -	16.598	20.586	127.0	9.962	15.320	115.7	1:02.466 (3)	94.54	0.432	11:51:47.889	
16 -	16.886	20.791	125.4	9.905	15.312	115.5	1:02.894	93.89	0.860	11:52:50.783	
17 -	16.922	20.669	124.0	10.115	15.351	115.9	1:03.057	93.65	1.023	11:53:53.840	
18 -	16.743	<b>20.341</b>	128.3	<b>9.867</b>	15.388	115.1	1:02.339 (2)	94.73	0.305	11:54:56.179	
19 -	16.886	20.553	127.3	10.099	15.399	115.5	1:02.937	93.83	0.903	11:55:59.116	
20 -	16.726	20.473	127.8	10.126	15.377	115.3	1:02.702	94.18	0.668	11:57:01.818	
21 -	16.703	20.599	126.1	9.870	15.331	115.1	1:02.503	94.48	0.469	11:58:04.321	
22 -	16.801	20.474	124.7	10.085	15.234	118.2	1:02.594	94.34	0.560	11:59:06.915	

# MCRCB BULLETIN TK359

## 2023 Bennetts British Superbike Championship - Round 1

### 2023 R&G British Talent Cup

### RACE 2 - SECTOR ANALYSIS



SECTOR 1 = FL to I1, SECTOR 2 = I1 to I2 SECTOR 3 = I2 to I3, SECTOR 4 = I3 to FL, DIFF = Difference To Personal Best Lap, P = Crossed Finish Line in Pit Lane, D = Time Disallowed

P17 3		Jean TURNER		Honda - Talentum Motorsport by Azure Notions						
IDEAL LAP TIME : 1:01.812		BEST LAP TIME : 1:02.340		DIFFERENCE : 0.528						
LAP	SECTOR 1	SECTOR 2	SECTOR 3	SECTOR 4	LAP TIME	MPH	DIFF	TIME OF DAY		
1 -		20.644 128.8	10.633	15.560 119.1	1:07.724	87.20	5.384	11:37:10.284		
2 -	16.461	20.610 128.5	10.356	15.325 119.3	1:02.752	94.11	0.412	11:38:13.036		
3 -	16.442	20.840 128.3	10.283	15.387 119.3	1:02.952	93.81	0.612	11:39:15.988		
4 -	<b>16.332</b>	20.643 <b>130.8</b>	10.116	15.401 119.1	1:02.492	94.50	0.152	11:40:18.480		
5 -	16.354	20.606 127.3	10.207	15.277 119.7	1:02.444 (2)	94.57	0.104	11:41:20.924		
6 -	16.446	20.430 128.3	10.270	15.310 118.2	1:02.456 (3)	94.55	0.116	11:42:23.380		
7 -	16.549	20.605 127.8	10.103	15.462 118.4	1:02.719	94.16	0.379	11:43:26.099		
8 -	16.683	20.701 128.0	10.050	15.271 119.7	1:02.705	94.18	0.365	11:44:28.804		
9 -	16.709	<b>20.391</b> 130.0	10.314	15.332 120.2	1:02.746	94.12	0.406	11:45:31.550		
10 -	16.613	20.674 125.9	10.392	15.394 118.2	1:03.073	93.63	0.733	11:46:34.623		
11 -	16.576	20.721 126.3	10.057	15.340 119.5	1:02.694	94.19	0.354	11:47:37.317		
12 -	16.557	20.596 129.3	10.356	15.248 <b>120.8</b>	1:02.757	94.10	0.417	11:48:40.074		
13 -	16.754	20.413 127.3	10.150	15.337 115.9	1:02.654	94.25	0.314	11:49:42.728		
14 -	16.686	20.618 126.8	10.287	15.190 119.7	1:02.781	94.06	0.441	11:50:45.509		
15 -	16.616	20.631 127.8	10.195	15.629 116.3	1:03.071	93.63	0.731	11:51:48.580		
16 -	16.691	20.664 126.1	9.976	<b>15.141</b> 118.9	1:02.472	94.53	0.132	11:52:51.052		
17 -	16.687	20.613 124.0	<b>9.948</b>	15.494 115.7	1:02.742	94.12	0.402	11:53:53.794		
18 -	16.656	20.463 125.6	10.138	15.313 118.4	1:02.570	94.38	0.230	11:54:56.364		
19 -	16.776	20.927 129.0	10.125	15.300 118.2	1:03.128	93.55	0.788	11:55:59.492		
<b>20 -</b>	16.412	20.465 127.5	10.201	15.262 117.8	<b>1:02.340 (1)</b>	<b>94.73</b>		<b>11:57:01.832</b>		
21 -	16.714	20.614 127.3	10.082	15.151 119.1	1:02.561	94.39	0.221	11:58:04.393		
22 -	16.600	20.596 123.5	10.219	15.157 118.0	1:02.572	94.38	0.232	11:59:06.965		

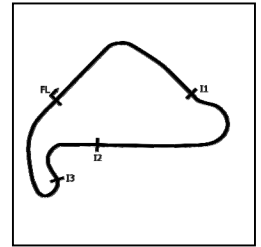
P18 65		Alexander ROWAN		Honda - Mortimer Racing Victoria House Academy						
IDEAL LAP TIME : 1:02.233		BEST LAP TIME : 1:02.383		DIFFERENCE : 0.150						
LAP	SECTOR 1	SECTOR 2	SECTOR 3	SECTOR 4	LAP TIME	MPH	DIFF	TIME OF DAY		
1 -		20.733 <b>129.3</b>	10.508	15.383 120.8	1:06.775	88.44	4.392	11:37:09.335		
2 -	<b>16.431</b>	20.566 123.5	10.520	15.508 119.7	1:03.025	93.70	0.642	11:38:12.360		
3 -	16.611	20.846 125.2	10.478	<b>15.264 122.0</b>	1:03.199	93.44	0.816	11:39:15.559		
4 -	16.470	20.573 128.0	10.288	15.319 120.4	1:02.650 (3)	94.26	0.267	11:40:18.209		
<b>5 -</b>	16.468	20.411 <b>129.3</b>	10.211	15.293 119.7	<b>1:02.383 (1)</b>	<b>94.66</b>		<b>11:41:20.592</b>		
6 -	16.589	20.454 128.3	10.280	15.383 117.6	1:02.706	94.18	0.323	11:42:23.298		
7 -	16.596	20.404 127.3	10.219	15.420 117.8	1:02.639 (2)	94.28	0.256	11:43:25.937		
8 -	16.711	<b>20.369</b> 127.3	10.198	15.446 117.4	1:02.724	94.15	0.341	11:44:28.661		
9 -	16.619	20.445 127.0	10.235	15.402 118.2	1:02.701	94.18	0.318	11:45:31.362		
10 -	16.668	20.557 126.3	10.407	15.317 118.0	1:02.949	93.81	0.566	11:46:34.311		
11 -	16.665	20.426 126.6	10.172	15.452 117.2	1:02.715	94.16	0.332	11:47:37.026		
12 -	16.767	20.433 126.3	<b>10.169</b>	15.410 117.8	1:02.779	94.07	0.396	11:48:39.805		
13 -	16.719	20.481 126.1	10.444	15.496 119.1	1:03.140	93.53	0.757	11:49:42.945		
14 -	16.583	20.647 128.3	10.381	15.315 119.5	1:02.926	93.85	0.543	11:50:45.871		
15 -	16.514	20.717 127.3	10.199	15.452 119.3	1:02.882	93.91	0.499	11:51:48.753		
16 -	16.553	20.676 127.8	10.418	15.334 118.9	1:02.981	93.76	0.598	11:52:51.734		
17 -	16.906	20.566 126.1	10.280	15.451 118.2	1:03.203	93.43	0.820	11:53:54.937		
18 -	16.822	20.430 126.6	10.182	15.498 117.2	1:02.932	93.84	0.549	11:54:57.869		
19 -	16.914	20.567 126.1	10.292	15.598 116.1	1:03.371	93.19	0.988	11:56:01.240		
20 -	16.839	20.684 125.2	10.383	15.551 115.1	1:03.457	93.06	1.074	11:57:04.697		
21 -	17.051	20.781 123.3	10.350	15.701 114.3	1:03.883	92.44	1.500	11:58:08.580		
22 -	17.011	20.906 122.0	10.399	15.519 114.9	1:03.835	92.51	1.452	11:59:12.415		

# MCRCB BULLETIN TK359

## 2023 Bennetts British Superbike Championship - Round 1

### 2023 R&G British Talent Cup

## RACE 2 - SECTOR ANALYSIS



SECTOR 1 = FL to I1, SECTOR 2 = I1 to I2 SECTOR 3 = I2 to I3, SECTOR 4 = I3 to FL, DIFF = Difference To Personal Best Lap, P = Crossed Finish Line in Pit Lane, D = Time Disallowed

P19 27		Ted WILKINSON				Honda - Team RMB			
IDEAL LAP TIME : 1:01.971		BEST LAP TIME : 1:02.221		DIFFERENCE : 0.250					
LAP	SECTOR 1	SECTOR 2	SECTOR 3	SECTOR 4	LAP TIME	MPH	DIFF	TIME OF DAY	
1 -		20.802 126.8	10.383	15.592 117.8	1:07.070	88.05	4.849	11:37:09.630	
2 -	16.690	20.665 126.6	10.432	15.348 119.3	1:03.135	93.54	0.914	11:38:12.765	
3 -	16.655	20.707 127.0	10.218	15.480 118.0	1:03.060	93.65	0.839	11:39:15.825	
4 -	16.576	20.935 <b>127.3</b>	10.130	15.350 115.7	1:02.991	93.75	0.770	11:40:18.816	
5 -	16.660	20.430 126.3	9.927	<b>15.204 120.2</b>	<b>1:02.221 (1)</b>	<b>94.91</b>		<b>11:41:21.037</b>	
6 -	<b>16.497</b>	20.680 126.8	10.211	15.374 119.3	1:02.762	94.09	0.541	11:42:23.799	
7 -	16.615	20.546 126.1	<b>9.857</b>	15.362 119.5	1:02.380 <b>(2)</b>	94.67	0.159	11:43:26.179	
8 -	16.562	20.523 126.1	10.103	15.405 118.2	1:02.593 <b>(3)</b>	94.35	0.372	11:44:28.772	
9 -	16.683	<b>20.413 127.3</b>	10.204	15.435 118.0	1:02.735	94.13	0.514	11:45:31.507	
10 -	16.574	20.624 125.9	10.083	15.533 113.3	1:02.814	94.01	0.593	11:46:34.321	
11 -	16.717	20.562 125.6	10.044	15.556 115.9	1:02.879	93.92	0.658	11:47:37.200	
12 -	16.639	20.602 124.2	10.241	15.323 119.1	1:02.805	94.03	0.584	11:48:40.005	
13 -	17.918	20.803 122.9	9.946	15.386 114.7	1:04.053	92.19	1.832	11:49:44.058	
14 -	16.938	20.658 123.3	9.900	15.332 114.9	1:02.828	93.99	0.607	11:50:46.886	
15 -	17.341	20.907 122.0	10.062	15.290 115.1	1:03.600	92.85	1.379	11:51:50.486	
16 -	16.933	20.846 121.7	9.938	15.424 114.3	1:03.141	93.53	0.920	11:52:53.627	
17 -	17.201	20.826 121.5	9.903	15.555 113.1	1:03.485	93.02	1.264	11:53:57.112	
18 -	17.443	20.892 121.7	10.014	15.653 112.6	1:04.002	92.27	1.781	11:55:01.114	
19 -	17.608	21.041 121.5	10.086	15.669 111.8	1:04.404	91.69	2.183	11:56:05.518	
20 -	17.674	21.046 121.1	10.188	15.521 112.4	1:04.429	91.66	2.208	11:57:09.947	
21 -	17.459	21.150 119.6	10.117	15.649 112.6	1:04.375	91.73	2.154	11:58:14.322	
22 -	17.497	21.232 119.1	10.275	15.699 111.0	1:04.703	91.27	2.482	11:59:19.025	

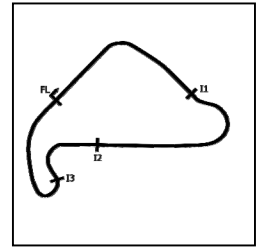
P20 66		Ronnie HARRIS				Honda - Team Harris Racing / FAB Racing			
IDEAL LAP TIME : 1:02.461		BEST LAP TIME : 1:03.165		DIFFERENCE : 0.704					
LAP	SECTOR 1	SECTOR 2	SECTOR 3	SECTOR 4	LAP TIME	MPH	DIFF	TIME OF DAY	
1 -		21.003 130.5	10.878	15.471 119.1	1:08.540	86.16	5.375	11:37:11.100	
2 -	<b>16.559</b>	20.826 <b>130.8</b>	10.629	15.416 <b>119.5</b>	1:03.430	93.10	0.265	11:38:14.530	
3 -	16.630	22.856 124.5	10.558	15.445 118.2	1:05.489	90.17	2.324	11:39:20.019	
4 -	17.047	20.947 126.1	10.500	15.417 117.6	1:03.911	92.40	0.746	11:40:23.930	
5 -	16.863	20.750 128.0	10.181	15.615 115.5	1:03.409	93.13	0.244	11:41:27.339	
6 -	16.861	20.724 126.6	10.299	15.452 115.5	1:03.336	93.24	0.171	11:42:30.675	
7 -	16.832	20.750 126.8	10.244	15.434 116.6	1:03.260 <b>(3)</b>	93.35	0.095	11:43:33.935	
8 -	16.892	20.642 127.5	10.315	15.323 116.8	1:03.172 <b>(2)</b>	93.48	0.007	11:44:37.107	
9 -	16.923	20.798 124.9	10.218	15.410 115.9	1:03.349	93.22	0.184	11:45:40.456	
10 -	17.265	20.654 126.6	10.099	15.570 115.1	1:03.588	92.87	0.423	11:46:44.044	
11 -	17.235	20.706 124.9	10.305	15.336 117.0	1:03.582	92.88	0.417	11:47:47.626	
12 -	16.850	20.730 125.9	10.106	15.479 114.5	<b>1:03.165 (1)</b>	<b>93.49</b>		<b>11:48:50.791</b>	
13 -	17.260	20.775 124.5	10.412	15.298 116.6	1:03.745	92.64	0.580	11:49:54.536	
14 -	17.025	20.768 123.5	10.405	15.365 116.6	1:03.563	92.91	0.398	11:50:58.099	
15 -	16.982	20.795 122.9	10.366	15.357 115.9	1:03.500	93.00	0.335	11:52:01.599	
16 -	16.962	21.016 122.9	10.327	<b>15.244</b> 118.0	1:03.549	92.93	0.384	11:53:05.148	
17 -	16.972	20.732 124.7	<b>10.070</b>	15.526 115.1	1:03.300	93.29	0.135	11:54:08.448	
18 -	17.032	<b>20.588</b> 125.2	10.134	15.528 115.7	1:03.282	93.32	0.117	11:55:11.730	
19 -	17.002	20.796 124.9	10.166	15.513 115.5	1:03.477	93.03	0.312	11:56:15.207	
20 -	17.136	20.610 127.5	10.309	15.402 117.6	1:03.457	93.06	0.292	11:57:18.664	
21 -	16.819	20.764 124.9	10.472	15.273 116.6	1:03.328	93.25	0.163	11:58:21.992	
22 -	17.019	20.808 124.5	10.138	15.483 114.3	1:03.448	93.07	0.283	11:59:25.440	

# MCRCB BULLETIN TK359

## 2023 Bennetts British Superbike Championship - Round 1

### 2023 R&G British Talent Cup

## RACE 2 - SECTOR ANALYSIS



SECTOR 1 = FL to I1, SECTOR 2 = I1 to I2, SECTOR 3 = I2 to I3, SECTOR 4 = I3 to FL, DIFF = Difference To Personal Best Lap, P = Crossed Finish Line in Pit Lane, D = Time Disallowed

P21 19		Scott McPHEE				Honda - SMP Racing				
IDEAL LAP TIME : 1:02.666		BEST LAP TIME : 1:03.185		DIFFERENCE : 0.519						
LAP	SECTOR 1	SECTOR 2		SECTOR 3	SECTOR 4		LAP TIME	MPH	DIFF	TIME OF DAY
1 -		20.720	129.5	10.715	15.719	<b>118.9</b>	1:09.126	85.43	5.941	11:37:11.686
2 -	<b>16.673</b>	20.850	<b>129.8</b>	10.232	15.434	118.2	1:03.189 (2)	93.46	0.004	11:38:14.875
3 -	16.823	21.880	123.3	10.359	15.502	115.5	1:04.564	91.46	1.379	11:39:19.439
4 -	16.921	20.718	124.2	10.283	15.483	115.7	1:03.405	93.14	0.220	11:40:22.844
5 -	16.941	20.764	124.2	10.170	15.500	115.3	1:03.375	93.18	0.190	11:41:26.219
6 -	17.268	20.790	123.5	10.227	15.584	114.7	1:03.869	92.46	0.684	11:42:30.088
7 -	17.051	20.689	123.8	10.117	15.549	115.5	1:03.406	93.14	0.221	11:43:33.494
8 -	17.147	20.661	124.0	10.194	15.464	114.9	1:03.466	93.05	0.281	11:44:36.960
9 -	17.053	20.863	123.3	10.300	15.417	117.2	1:03.633	92.80	0.448	11:45:40.593
10 -	17.027	20.756	122.6	10.292	15.438	117.8	1:03.513	92.98	0.328	11:46:44.106
11 -	17.063	20.625	123.5	10.220	15.477	115.3	1:03.385	93.17	0.200	11:47:47.491
12 -	17.008	20.926	126.6	10.030	15.477	117.0	1:03.441	93.08	0.256	11:48:50.932
13 -	17.023	20.860	122.4	10.223	<b>15.393</b>	115.3	1:03.499	93.00	0.314	11:49:54.431
14 -	16.986	20.782	122.0	10.316	15.431	115.5	1:03.515	92.98	0.330	11:50:57.946
15 -	17.047	20.787	123.1	10.263	15.474	115.7	1:03.571	92.89	0.386	11:52:01.517
16 -	17.054	20.963	122.9	10.097	15.454	114.9	1:03.568	92.90	0.383	11:53:05.085
17 -	17.111	20.841	126.3	10.101	15.459	117.2	1:03.512	92.98	0.327	11:54:08.597
18 -	16.959	20.777	126.1	<b>9.992</b>	15.620	116.8	1:03.348	93.22	0.163	11:55:11.945
19 -	16.823	20.805	124.2	10.256	15.460	117.8	1:03.344	93.23	0.159	11:56:15.289
<b>20 -</b>	16.955	<b>20.608</b>	124.5	10.169	15.453	115.5	<b>1:03.185 (1)</b>	<b>93.46</b>		<b>11:57:18.474</b>
21 -	16.839	20.765	124.9	10.167	15.563	113.9	1:03.334 (3)	93.24	0.149	11:58:21.808
22 -	17.015	20.980	121.3	10.347	15.415	117.0	1:03.757	92.62	0.572	11:59:25.565

P22 71		Daniel GOODMAN				Honda - VisionTrack Racing Team				
IDEAL LAP TIME : 1:02.799		BEST LAP TIME : 1:02.978		DIFFERENCE : 0.179						
LAP	SECTOR 1	SECTOR 2		SECTOR 3	SECTOR 4		LAP TIME	MPH	DIFF	TIME OF DAY
1 -		20.941	126.6	10.817	15.550	<b>119.3</b>	1:08.155	86.64	5.177	11:37:10.715
2 -	16.853	20.712	<b>127.0</b>	10.566	<b>15.356</b>	118.4	1:03.487	93.02	0.509	11:38:14.202
3 -	16.834	<b>20.459</b>	125.9	10.318	15.428	116.6	1:03.039 (2)	93.68	0.061	11:39:17.241
4 -	16.805	20.603	124.9	10.285	15.458	116.1	1:03.151 (3)	93.51	0.173	11:40:20.392
<b>5 -</b>	<b>16.803</b>	20.636	123.1	<b>10.181</b>	15.358	114.7	<b>1:02.978 (1)</b>	<b>93.77</b>		<b>11:41:23.370</b>
6 -	16.936	20.658	123.5	10.255	15.459	113.9	1:03.308	93.28	0.330	11:42:26.678
7 -	16.929	20.619	123.5	10.271	15.546	113.9	1:03.365	93.20	0.387	11:43:30.043
8 -	16.985	20.720	122.6	10.204	15.494	113.7	1:03.403	93.14	0.425	11:44:33.446
9 -	17.105	20.727	122.4	10.297	15.447	114.7	1:03.576	92.89	0.598	11:45:37.022
10 -	16.957	20.621	122.4	10.330	15.503	113.7	1:03.411	93.13	0.433	11:46:40.433
11 -	17.068	20.795	121.5	10.310	15.556	113.5	1:03.729	92.66	0.751	11:47:44.162
12 -	17.063	20.715	122.2	10.195	15.468	114.1	1:03.441	93.08	0.463	11:48:47.603
13 -	17.028	20.830	120.4	10.269	15.482	113.5	1:03.609	92.84	0.631	11:49:51.212
14 -	17.109	20.824	120.6	10.227	15.388	113.7	1:03.548	92.93	0.570	11:50:54.760
15 -	17.094	20.965	119.8	10.326	15.468	113.9	1:03.853	92.48	0.875	11:51:58.613
16 -	17.162	20.973	120.6	10.273	15.484	113.3	1:03.892	92.43	0.914	11:53:02.505
17 -	17.160	20.863	120.2	10.285	15.490	112.6	1:03.798	92.56	0.820	11:54:06.303
18 -	17.126	20.721	120.6	10.258	15.630	113.3	1:03.735	92.65	0.757	11:55:10.038
19 -	17.139	20.705	121.1	10.462	15.745	112.2	1:04.051	92.20	1.073	11:56:14.089
20 -	17.123	20.790	122.0	10.514	15.536	113.3	1:03.963	92.32	0.985	11:57:18.052
21 -	17.149	20.833	120.2	10.391	15.476	112.4	1:03.849	92.49	0.871	11:58:21.901
22 -	16.993	20.908	119.8	10.463	15.358	116.3	1:03.722	92.67	0.744	11:59:25.623

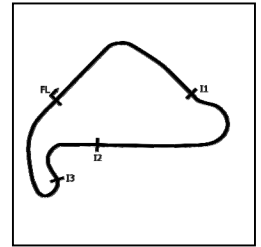


# MCRCB BULLETIN TK359

## 2023 Bennetts British Superbike Championship - Round 1

### 2023 R&G British Talent Cup

## RACE 2 - SECTOR ANALYSIS



SECTOR 1 = FL to I1, SECTOR 2 = I1 to I2 SECTOR 3 = I2 to I3, SECTOR 4 = I3 to FL, DIFF = Difference To Personal Best Lap, P = Crossed Finish Line in Pit Lane, D = Time Disallowed

P23 33		Eli BANISH		Honda - VisionTrack Racing Team						
IDEAL LAP TIME : 1:02.830		BEST LAP TIME : 1:03.372		DIFFERENCE : 0.542						
LAP	SECTOR 1	SECTOR 2	SECTOR 3	SECTOR 4	LAP TIME	MPH	DIFF	TIME OF DAY		
1 -		21.205 125.9	11.063	15.738 117.0	1:08.983	85.60	5.611	11:37:11.543		
2 -	16.742	20.986 <b>127.8</b>	10.596	15.496 <b>118.7</b>	1:03.820	92.53	0.448	11:38:15.363		
3 -	16.600	22.179 122.2	10.954	15.754 115.5	1:05.487	90.18	2.115	11:39:20.850		
4 -	16.885	20.971 125.4	10.719	15.622 117.2	1:04.197	91.99	0.825	11:40:25.047		
5 -	16.828	20.649 127.3	10.488	15.591 115.5	1:03.556	92.92	0.184	11:41:28.603		
6 -	17.137	20.599 126.6	10.620	<b>15.428</b> 118.0	1:03.784	92.58	0.412	11:42:32.387		
7 -	<b>16.598</b>	20.699 127.5	10.732	15.429 118.4	1:03.458 <b>(3)</b>	93.06	0.086	11:43:35.845		
8 -	17.388	20.777 126.1	10.462	15.487 116.3	1:04.114	92.11	0.742	11:44:39.959		
9 -	17.249	20.727 125.2	10.620	15.610 115.3	1:04.206	91.98	0.834	11:45:44.165		
10 -	16.938	<b>20.556</b> <b>127.8</b>	10.317	15.618 113.7	1:03.429 <b>(2)</b>	93.10	0.057	11:46:47.594		
11 -	17.237	20.979 125.9	10.563	15.474 115.7	1:04.253	91.91	0.881	11:47:51.847		
12 -	16.913	20.729 127.0	10.415	15.555 114.1	1:03.612	92.83	0.240	11:48:55.459		
13 -	17.077	20.856 121.3	10.382	15.523 114.7	1:03.838	92.51	0.466	11:49:59.297		
<b>14 -</b>	<b>16.858</b>	20.742 123.3	<b>10.248</b>	15.524 114.5	<b>1:03.372</b> <b>(1)</b>	<b>93.19</b>		<b>11:51:02.669</b>		
15 -	16.952	20.802 122.9	<b>10.248</b>	15.617 114.7	1:03.619	92.82	0.247	11:52:06.288		
16 -	16.889	20.841 123.1	10.264	15.575 114.3	1:03.569	92.90	0.197	11:53:09.857		
17 -	16.887	20.939 122.4	10.315	15.615 114.5	1:03.756	92.62	0.384	11:54:13.613		
18 -	16.966	20.806 123.8	10.267	15.644 114.7	1:03.683	92.73	0.311	11:55:17.296		
19 -	17.111	20.766 122.9	10.297	15.755 113.5	1:03.929	92.37	0.557	11:56:21.225		
20 -	17.033	20.739 123.1	10.351	15.749 113.5	1:03.872	92.46	0.500	11:57:25.097		
21 -	17.140	20.936 122.2	10.370	15.600 112.9	1:04.046	92.20	0.674	11:58:29.143		
22 -	17.065	20.808 122.0	10.380	15.593 114.3	1:03.846	92.49	0.474	11:59:32.989		

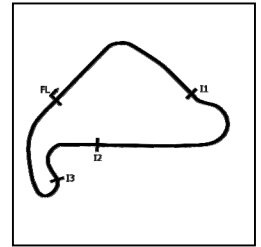
P24 67		George BOWES		Honda - Microlise Cresswell Racing						
IDEAL LAP TIME : 1:02.960		BEST LAP TIME : 1:03.321		DIFFERENCE : 0.361						
LAP	SECTOR 1	SECTOR 2	SECTOR 3	SECTOR 4	LAP TIME	MPH	DIFF	TIME OF DAY		
1 -		21.347 128.8	11.097	15.579 <b>120.0</b>	1:09.465	85.01	6.144	11:37:12.025		
2 -	16.700	20.931 <b>129.3</b>	10.888	15.391 118.7	1:03.910	92.40	0.589	11:38:15.935		
3 -	16.944	21.031 123.3	11.217	15.778 118.7	1:04.970	90.89	1.649	11:39:20.905		
4 -	16.733	20.749 127.5	10.843	15.457 118.9	1:03.782	92.59	0.461	11:40:24.687		
5 -	16.878	20.739 128.0	10.894	15.532 119.5	1:04.043	92.21	0.722	11:41:28.730		
6 -	16.891	<b>20.595</b> 127.8	10.554	15.447 118.2	1:03.487	93.02	0.166	11:42:32.217		
7 -	16.699	20.623 128.0	10.666	15.446 118.9	1:03.434 <b>(3)</b>	93.09	0.113	11:43:35.651		
8 -	16.974	20.836 128.0	10.673	15.422 118.9	1:03.905	92.41	0.584	11:44:39.556		
9 -	17.335	20.828 125.9	10.634	15.493 116.6	1:04.290	91.85	0.969	11:45:43.846		
10 -	17.050	20.622 126.3	10.850	15.289 119.1	1:03.811	92.54	0.490	11:46:47.657		
11 -	17.096	20.961 125.9	<b>10.421</b>	15.466 116.3	1:03.944	92.35	0.623	11:47:51.601		
12 -	17.037	20.729 125.6	10.852	15.354 118.0	1:03.972	92.31	0.651	11:48:55.573		
13 -	17.203	20.907 126.1	10.810	<b>15.259</b> 118.4	1:04.179	92.01	0.858	11:49:59.752		
<b>14 -</b>	<b>16.685</b>	20.708 125.6	10.642	15.286 118.7	<b>1:03.321</b> <b>(1)</b>	<b>93.26</b>		<b>11:51:03.073</b>		
15 -	16.783	20.907 126.3	10.703	15.326 118.7	1:03.719	92.68	0.398	11:52:06.792		
16 -	16.710	20.767 126.6	10.591	15.320 118.4	1:03.388 <b>(2)</b>	93.16	0.067	11:53:10.180		
17 -	16.829	20.888 125.6	10.672	15.459 117.6	1:03.848	92.49	0.527	11:54:14.028		
18 -	16.892	20.874 127.0	10.675	15.588 117.8	1:04.029	92.23	0.708	11:55:18.057		
19 -	16.906	20.637 127.0	10.641	15.430 117.4	1:03.614	92.83	0.293	11:56:21.671		
20 -	17.097	20.670 126.8	10.681	15.421 117.6	1:03.869	92.46	0.548	11:57:25.540		
21 -	16.920	21.064 126.1	10.655	15.376 117.2	1:04.015	92.25	0.694	11:58:29.555		
22 -	17.012	20.800 123.3	10.746	15.422 117.2	1:03.980	92.30	0.659	11:59:33.535		

# MCRCB BULLETIN TK359

## 2023 Bennetts British Superbike Championship - Round 1

### 2023 R&G British Talent Cup

## RACE 2 - SECTOR ANALYSIS



SECTOR 1 = FL to I1, SECTOR 2 = I1 to I2, SECTOR 3 = I2 to I3, SECTOR 4 = I3 to FL, DIFF = Difference To Personal Best Lap, P = Crossed Finish Line in Pit Lane, D = Time Disallowed

P25 8		Alfie DAVIDSON		Honda - Banks Racing						
IDEAL LAP TIME : 1:01.759		BEST LAP TIME : 1:02.220		DIFFERENCE : 0.461						
LAP	SECTOR 1	SECTOR 2	SECTOR 3	SECTOR 4	LAP TIME	MPH	DIFF	TIME OF DAY		
1 -		20.716	<b>128.3</b>	10.284	15.477	<b>120.0</b>	1:07.177	87.91	4.957	11:37:09.737
2 -	16.657	<b>20.258</b>	127.5	10.178	15.127	119.5	<b>1:02.220 (1)</b>	<b>94.91</b>		<b>11:38:11.957</b>
3 -	16.891	20.502	126.6	9.925	15.236	115.3	1:02.554	94.40	0.334	11:39:14.511
4 -	16.676	20.556	<b>128.3</b>	9.904	15.175	116.1	1:02.311	<b>(3)</b>	0.091	11:40:16.822
5 -	16.624	20.480	126.1	9.941	15.277	116.3	1:02.322	94.76	0.102	11:41:19.144
6 -	16.693	20.385	127.8	9.928	15.214	114.3	<b>1:02.220 (1)</b>	<b>94.91</b>		<b>11:42:21.364</b>
7 -	16.842	20.421	123.5	9.960	15.304	114.1	1:02.527	94.44	0.307	11:43:23.891
8 -	16.931	20.409	123.1	10.054	15.270	114.5	1:02.664	94.24	0.444	11:44:26.555
9 -	17.034	20.373	127.3	10.092	15.279	112.9	1:02.778	94.07	0.558	11:45:29.333
10 -	17.091	20.555	124.2	10.099	15.237	116.8	1:02.982	93.76	0.762	11:46:32.315
11 -	<b>16.611</b>	20.447	124.9	9.990	15.290	113.5	1:02.338	94.73	0.118	11:47:34.653
12 -	17.124	20.499	124.2	10.001	15.432	112.0	1:03.056	93.65	0.836	11:48:37.709
13 -	16.855	20.691	122.2	10.288	15.187	117.8	1:03.021	93.70	0.801	11:49:40.730
14 -	16.660	20.649	124.0	9.906	15.295	113.3	1:02.510	94.47	0.290	11:50:43.240
15 -	16.961	20.634	124.5	10.084	15.299	114.9	1:02.978	93.77	0.758	11:51:46.218
16 -	17.001	20.469	126.6	<b>9.818</b>	<b>15.072</b>	117.4	1:02.360	94.70	0.140	11:52:48.578
17 -	16.844	20.767	122.0	9.835	15.143	117.0	1:02.589	94.35	0.369	11:53:51.167
18 -	16.857	20.869	122.4	9.898	15.317	115.3	1:02.941	93.82	0.721	11:54:54.108

P26 75		Filip SUROWIAK		Honda - FS75 Racing / FAB Racing						
IDEAL LAP TIME : 1:01.776		BEST LAP TIME : 1:02.149		DIFFERENCE : 0.373						
LAP	SECTOR 1	SECTOR 2	SECTOR 3	SECTOR 4	LAP TIME	MPH	DIFF	TIME OF DAY		
1 -		20.729	129.3	10.460	15.301	<b>120.4</b>	1:06.496	88.81	4.347	11:37:09.056
2 -	16.604	20.521	129.3	10.284	15.299	119.3	1:02.708	94.17	0.559	11:38:11.764
3 -	16.907	20.592	126.8	10.147	15.199	119.3	1:02.845	93.97	0.696	11:39:14.609
4 -	16.524	20.516	126.8	10.097	15.101	118.4	1:02.238	<b>(2)</b>	0.089	11:40:16.847
5 -	16.542	20.463	127.8	10.180	15.142	118.4	1:02.327	94.75	0.178	11:41:19.174
6 -	16.899	20.397	128.3	10.114	15.116	117.8	1:02.526	94.45	0.377	11:42:21.700
7 -	16.610	20.493	<b>130.3</b>	10.270	15.305	117.4	1:02.678	94.22	0.529	11:43:24.378
8 -	<b>16.505</b>	20.536	126.8	10.080	15.139	117.2	1:02.260	<b>(3)</b>	0.111	11:44:26.638
9 -	16.893	<b>20.390</b>	125.6	10.118	15.391	114.9	1:02.792	94.05	0.643	11:45:29.430
10 -	16.752	20.551	125.2	10.038	15.181	116.3	1:02.522	94.45	0.373	11:46:31.952
11 -	16.835	20.527	124.2	10.149	15.229	114.5	1:02.740	94.12	0.591	11:47:34.692
12 -	16.914	20.624	123.8	10.240	15.132	115.7	1:02.910	93.87	0.761	11:48:37.602
13 -	16.782	20.687	123.3	10.095	15.201	116.3	1:02.765	94.09	0.616	11:49:40.367
14 -	16.823	20.730	123.3	9.990	15.341	115.5	1:02.884	93.91	0.735	11:50:43.251
15 -	16.815	20.811	123.5	10.219	15.211	118.9	1:03.056	93.65	0.907	11:51:46.307
16 -	16.792	20.476	124.0	<b>9.837</b>	<b>15.044</b>	117.6	<b>1:02.149 (1)</b>	<b>95.02</b>		<b>11:52:48.456</b>
17 -	16.878	20.692	123.3	9.939	15.266	117.2	1:02.775	94.07	0.626	11:53:51.231
18 -	16.868	20.874	120.2	10.138	15.193	120.0	1:03.073	93.63	0.924	11:54:54.304

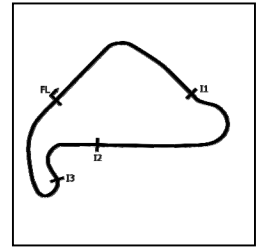
P27 24		Ryan FROST		Honda - Talentum Motorsport by Azure Notions						
IDEAL LAP TIME : 1:01.654		BEST LAP TIME : 1:01.722		DIFFERENCE : 0.068						
LAP	SECTOR 1	SECTOR 2	SECTOR 3	SECTOR 4	LAP TIME	MPH	DIFF	TIME OF DAY		
1 -		20.778	126.8	9.995	15.241	118.0	1:04.612	91.40	2.890	11:37:07.172
2 -	16.494	20.695	126.6	10.007	15.214	117.6	1:02.410	94.62	0.688	11:38:09.582
3 -	16.505	20.573	125.2	10.073	15.197	118.2	1:02.348	94.72	0.626	11:39:11.930
4 -	16.556	20.510	125.2	10.019	15.203	117.6	1:02.288	<b>(3)</b>	0.566	11:40:14.218
5 -	16.540	20.872	126.3	10.149	15.274	118.7	1:02.835	93.98	1.113	11:41:17.053
6 -	16.821	20.348	126.3	10.154	15.335	<b>120.0</b>	1:02.658	94.25	0.936	11:42:19.711
7 -	16.425	20.357	<b>129.0</b>	9.998	15.215	119.3	1:01.995	<b>(2)</b>	0.273	11:43:21.706
8 -	<b>16.292</b>	<b>20.328</b>	128.5	9.952	<b>15.150</b>	118.7	<b>1:01.722 (1)</b>	<b>95.68</b>		<b>11:44:23.428</b>
9 -	16.834	20.504	126.8	10.036	15.322	116.8	1:02.696	94.19	0.974	11:45:26.124
10 -	16.638	20.436	124.9	<b>9.884</b>	IN PIT		1:09.429	<b>P</b>	7.707	11:46:35.553

**MCRCB BULLETIN TK359**

**2023 Bennetts British Superbike Championship - Round 1**

**2023 R&G British Talent Cup**

**RACE 2 - SECTOR ANALYSIS**



SECTOR 1 = FL to I1, SECTOR 2 = I1 to I2 SECTOR 3 = I2 to I3, SECTOR 4 = I3 to FL, DIFF = Difference To Personal Best Lap, P = Crossed Finish Line in Pit Lane, D = Time Disallowed

<b>P28 22</b>		<b>Josh O'BRIEN</b>		Honda - VisionTrack Racing Team							
IDEAL LAP TIME : 1:03.128		BEST LAP TIME : 1:03.476		DIFFERENCE : 0.348							
LAP	SECTOR 1	SECTOR 2		SECTOR 3		SECTOR 4		LAP TIME	MPH	DIFF	TIME OF DAY
1 -		21.104	127.0	10.916	15.593	120.0	1:08.868	85.75	5.392	11:37:11.428	
2 -	16.786	<b>20.555</b>	<b>127.5</b>	10.805	<b>15.330</b>	<b>120.2</b>	<b>1:03.476 (1)</b>	<b>93.03</b>		<b>11:38:14.904</b>	
3 -	<b>16.766</b>	22.000	125.2	10.579	15.717	116.6	1:05.062	90.76	1.586	11:39:19.966	
4 -	16.965	20.768	126.1	10.600	15.577	117.2	1:03.910	92.40	0.434	11:40:23.876	
5 -	16.852	20.762	126.8	<b>10.477</b>	15.502	117.8	1:03.593 (2)	92.86	0.117	11:41:27.469	
6 -	17.119	20.836	<b>127.5</b>	10.489	15.609	117.0	1:04.053	92.19	0.577	11:42:31.522	
7 -	16.821	20.747	125.9	10.517	15.699	117.0	1:03.784 (3)	92.58	0.308	11:43:35.306	
8 -	17.164	20.700	125.4	10.553	15.609	114.3	1:04.026	92.23	0.550	11:44:39.332	

<b>P29 11</b>		<b>Iwan JONES</b>		Honda - Jones Brothers Racing Team							
IDEAL LAP TIME : 1:03.342		BEST LAP TIME : 1:03.523		DIFFERENCE : 0.181							
LAP	SECTOR 1	SECTOR 2		SECTOR 3		SECTOR 4		LAP TIME	MPH	DIFF	TIME OF DAY
1 -		20.908	128.8	10.797	<b>15.415</b>	<b>119.1</b>	1:07.942	86.92	4.419	11:37:10.502	
2 -	<b>17.030</b>	<b>20.610</b>	<b>129.0</b>	<b>10.287</b>	15.596	116.3	<b>1:03.523 (1)</b>	<b>92.96</b>		<b>11:38:14.025</b>	

<b>P30 70</b>		<b>Oily HORNER</b>		Honda - Mortimer Racing Victoria House Academy							
IDEAL LAP TIME : 1:03.292		BEST LAP TIME : 1:03.292		DIFFERENCE : 0.000							
LAP	SECTOR 1	SECTOR 2		SECTOR 3		SECTOR 4		LAP TIME	MPH	DIFF	TIME OF DAY
1 -		21.062	<b>128.3</b>	10.658	15.584	<b>118.4</b>	1:08.370	86.37	5.078	11:37:10.930	
2 -	<b>16.720</b>	<b>20.602</b>	<b>128.3</b>	<b>10.392</b>	<b>15.578</b>	115.1	<b>1:03.292 (1)</b>	<b>93.30</b>		<b>11:38:14.222</b>	

# MCRCB BULLETIN TK360

## 2023 Bennetts British Superbike Championship - Round 1

### 2023 R&G British Talent Cup

### RACE 2 - BEST SECTORS

SECTOR 1				SECTOR 2				SECTOR 3				SECTOR 4				IDEAL / BEST COMPARISON			
POS	NO	NAME	TIME	NO	NAME	TIME	NO	NAME	TIME	NO	NAME	TIME	POS	NO	NAME	IDEAL	BEST	DIFF	
																<b>PERFECT LAP 1:00.908</b>			
1	40	CORREA	16.195	7	McCABE	20.094	29	BROWN	9.727	7	McCABE	14.892	1	7	McCABE	1:01.179	1:01.712	0.533	
2	7	McCABE	16.238	76	HUNTING	20.094	55	DESSOY	9.791	40	CORREA	14.914	2	52	BELFORD	1:01.200	1:01.667	0.467	
3	48	WALKER	16.277	40	CORREA	20.099	52	BELFORD	9.799	43	BRINTON	14.930	3	40	CORREA	1:01.265	1:01.888	0.623	
4	24	FROST	16.292	4	MOUNSEY	20.101	8	DAVIDSO	9.818	1	GARNESS	14.940	4	4	MOUNSEY	1:01.286	1:01.695	0.409	
5	52	BELFORD	16.313	52	BELFORD	20.143	4	MOUNSEY	9.835	52	BELFORD	14.945	5	55	DESSOY	1:01.312	1:01.447	0.135	
6	3	TURNER	16.332	1	GARNESS	20.151	75	SUROWIA	9.837	4	MOUNSEY	14.967	6	29	BROWN	1:01.347	1:01.635	0.288	
7	42	JOLLIFF	16.341	55	DESSOY	20.178	1	GARNESS	9.848	55	DESSOY	14.976	7	1	GARNESS	1:01.375	1:01.839	0.464	
8	29	BROWN	16.349	48	WALKER	20.193	43	BRINTON	9.851	88	PYLYPEN	15.012	8	48	WALKER	1:01.433	1:01.784	0.351	
9	55	DESSOY	16.367	43	BRINTON	20.218	27	WILKINS	9.857	2	BANNIST	15.024	9	43	BRINTON	1:01.505	1:01.836	0.331	
10	64	EDMUNDS	16.369	29	BROWN	20.223	88	PYLYPEN	9.867	75	SUROWIA	15.044	10	76	HUNTINGFORD	1:01.518	1:01.893	0.375	
11	4	MOUNSEY	16.383	99	WILLIS	20.223	48	WALKER	9.882	29	BROWN	15.048	11	24	FROST	1:01.654	1:01.722	0.068	
12	2	BANNIST	16.403	8	DAVIDSO	20.258	24	FROST	9.884	64	EDMUNDS	15.054	12	99	WILLIS	1:01.686	1:01.910	0.224	
13	76	HUNTING	16.427	64	EDMUNDS	20.262	99	WILLIS	9.886	42	JOLLIFF	15.063	13	88	PYLYPENKO	1:01.717	1:02.034	0.317	
14	65	ROWAN	16.431	24	FROST	20.328	76	HUNTING	9.924	8	DAVIDSO	15.072	14	64	EDMUNDS	1:01.718	1:02.140	0.422	
15	1	GARNESS	16.436	88	PYLYPEN	20.341	2	BANNIST	9.940	76	HUNTING	15.073	15	2	BANNISTER	1:01.734	1:02.146	0.412	
16	61	MACKAY	16.483	2	BANNIST	20.367	3	TURNER	9.948	48	WALKER	15.081	16	8	DAVIDSON	1:01.759	1:02.220	0.461	
17	99	WILLIS	16.485	65	ROWAN	20.369	7	McCABE	9.955	99	WILLIS	15.092	17	75	SUROWIAK	1:01.776	1:02.149	0.373	
18	88	PYLYPEN	16.497	42	JOLLIFF	20.370	19	McPHEE	9.992	61	MACKAY	15.123	18	3	TURNER	1:01.812	1:02.340	0.528	
19	27	WILKINS	16.497	61	MACKAY	20.379	64	EDMUNDS	10.033	3	TURNER	15.141	19	42	JOLLIFFE	1:01.846	1:02.250	0.404	
20	75	SUROWIA	16.505	75	SUROWIA	20.390	40	CORREA	10.057	24	FROST	15.150	20	27	WILKINSON	1:01.971	1:02.221	0.250	
21	43	BRINTON	16.506	3	TURNER	20.391	66	HARRIS	10.070	27	WILKINS	15.204	21	61	MACKAY	1:02.072	1:02.499	0.427	
22	66	HARRIS	16.559	27	WILKINS	20.413	42	JOLLIFF	10.072	66	HARRIS	15.244	22	65	ROWAN	1:02.233	1:02.383	0.150	
23	33	BANISH	16.598	71	GOODMAN	20.459	61	MACKAY	10.087	67	BOWES	15.259	23	66	HARRIS	1:02.461	1:03.165	0.704	
24	8	DAVIDSO	16.611	22	O'BRIEN	20.555	65	ROWAN	10.169	65	ROWAN	15.264	24	19	McPHEE	1:02.666	1:03.185	0.519	
25	19	McPHEE	16.673	33	BANISH	20.556	71	GOODMAN	10.181	22	O'BRIEN	15.330	25	71	GOODMAN	1:02.799	1:02.978	0.179	
26	67	BOWES	16.685	66	HARRIS	20.588	33	BANISH	10.248	71	GOODMAN	15.356	26	33	BANISH	1:02.830	1:03.372	0.542	
27	70	HORNER	16.720	67	BOWES	20.595	11	JONES	10.287	19	McPHEE	15.393	27	67	BOWES	1:02.960	1:03.321	0.361	
28	22	O'BRIEN	16.766	70	HORNER	20.602	70	HORNER	10.392	11	JONES	15.415	28	22	O'BRIEN	1:03.128	1:03.476	0.348	
29	71	GOODMAN	16.803	19	McPHEE	20.608	67	BOWES	10.421	33	BANISH	15.428	29	70	HORNER	1:03.292	1:03.292	0.000	
30	11	JONES	17.030	11	JONES	20.610	22	O'BRIEN	10.477	70	HORNER	15.578	30	11	JONES	1:03.342	1:03.523	0.181	

31

**MCRCB BULLETIN TK361****2023 Bennetts British Superbike Championship - Round 1****2023 R&G British Talent Cup****RACE 2 - BEST SPEEDS**

POS	INTERMEDIATE 1		INTERMEDIATE 2		INTERMEDIATE 3		FINISH LINE		
	NO	NAME	MPH	NO	NAME	MPH	NO	NAME	MPH
1			40	CORREA	132.6		7	McCABE	123.3
2			4	MOUNSEY	131.8		40	CORREA	123.1
3			55	DESSOY	131.5		1	GARNESS	122.9
4			52	BELFORD	131.3		52	BELFORD	122.6
5			48	WALKER	131.0		4	MOUNSEY	122.4
6			7	McCABE	130.8		42	JOLLIFFE	122.4
7			3	TURNER	130.8		48	WALKER	122.0
8			66	HARRIS	130.8		99	WILLIS	122.0
9			64	EDMUNDS	130.5		65	ROWAN	122.0
10			76	HUNTINGFORD	130.5		88	PYLYPENKO	121.7
11			88	PYLYPENKO	130.5		43	BRINTON	121.5
12			43	BRINTON	130.3		55	DESSOY	121.5
13			75	SUROWIAK	130.3		29	BROWN	120.8
14			1	GARNESS	130.0		2	BANNISTER	120.8
15			42	JOLLIFFE	129.8		3	TURNER	120.8
16			19	McPHEE	129.8		64	EDMUNDS	120.6
17			29	BROWN	129.3		61	MACKAY	120.6
18			61	MACKAY	129.3		76	HUNTINGFORD	120.6
19			65	ROWAN	129.3		75	SUROWIAK	120.4
20			67	BOWES	129.3		27	WILKINSON	120.2
21			24	FROST	129.0		22	O'BRIEN	120.2
22			11	JONES	129.0		67	BOWES	120.0
23			2	BANNISTER	128.8		8	DAVIDSON	120.0
24			8	DAVIDSON	128.3		24	FROST	120.0
25			70	HORNER	128.3		66	HARRIS	119.5
26			99	WILLIS	128.0		71	GOODMAN	119.3
27			33	BANISH	127.8		11	JONES	119.1
28			22	O'BRIEN	127.5		19	McPHEE	118.9
29			27	WILKINSON	127.3		33	BANISH	118.7
30			71	GOODMAN	127.0		70	HORNER	118.4
31									

# MCRCB BULLETIN TK362

## 2023 Bennetts British Superbike Championship - Round 1

### 2023 R&G British Talent Cup

## RACE 2 - STATISTICS

<b>Competitors Started</b>	31
<b>Planned Start</b>	2023-04-09 @ 11:35:00.000
<b>Actual Start</b>	2023-04-09 @ 11:36:02.559
<b>Finish Time</b>	2023-04-09 @ 11:58:51.505
<b>Track Length</b>	1.6404mi.
<b>Total Laps</b>	586
<b>Total Distance Covered</b>	961.3115mi.

### Session Fastest Lap History

NO	NAME	LAP TIME	TIME OF DAY	LAP	VEHICLE
1	Johnny GARNESS	1:02.446	11:38:08.991	2	Honda
4	Sullivan MOUNSEY	1:02.401	11:38:09.049	2	Honda
43	Amanuel BRINTON	1:02.233	11:38:09.075	2	Honda
29	Lucas BROWN	1:02.079	11:38:10.058	2	Honda
7	Harley McCABE	1:01.882	11:38:10.321	2	Honda
55	Harrison DESSOY	1:01.846	11:40:14.822	4	Honda
1	Johnny GARNESS	1:01.839	11:42:17.816	6	Honda
4	Sullivan MOUNSEY	1:01.807	11:42:17.867	6	Honda
7	Harley McCABE	1:01.775	11:42:18.931	6	Honda
55	Harrison DESSOY	1:01.447	11:43:20.996	7	Honda

### Session Leader History

NO	NAME	FROM LAP	LAPS LED	DISTANCE	VEHICLE
1	Johnny GARNESS	1	2	3.28 miles	Honda
4	Sullivan MOUNSEY	3	1	1.64 miles	Honda
1	Johnny GARNESS	4	1	1.64 miles	Honda
52	Evan BELFORD	5	2	3.28 miles	Honda
4	Sullivan MOUNSEY	7	1	1.64 miles	Honda
43	Amanuel BRINTON	8	1	1.64 miles	Honda
1	Johnny GARNESS	9	5	8.20 miles	Honda
52	Evan BELFORD	14	1	1.64 miles	Honda
7	Harley McCABE	15	1	1.64 miles	Honda
1	Johnny GARNESS	16	1	1.64 miles	Honda
52	Evan BELFORD	17	1	1.64 miles	Honda
4	Sullivan MOUNSEY	18	1	1.64 miles	Honda
1	Johnny GARNESS	19	1	1.64 miles	Honda
52	Evan BELFORD	20	3	4.92 miles	Honda

### Flag History

TYPE	TIME OF DAY
GREEN	11:36:02.559
FINISH	11:58:51.505

### Flag Statistics

TYPE	COUNT	TOTAL LAPS	TOTAL TIME
Green	1	22	24:22.932
Red	0	0	0.000
Safety Car	0	0	0.000
FCY	0	0	0.000

# MCRCB BULLETIN TK363

## 2023 Bennetts British Superbike Championship - Round 1

### 2023 R&G British Talent Cup

## RACE 2 - SESSION NOTES

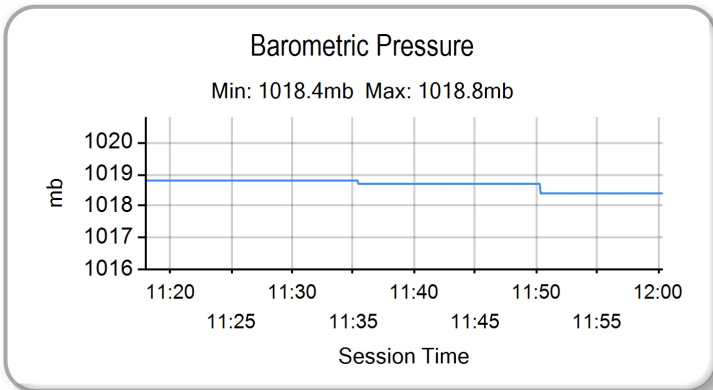
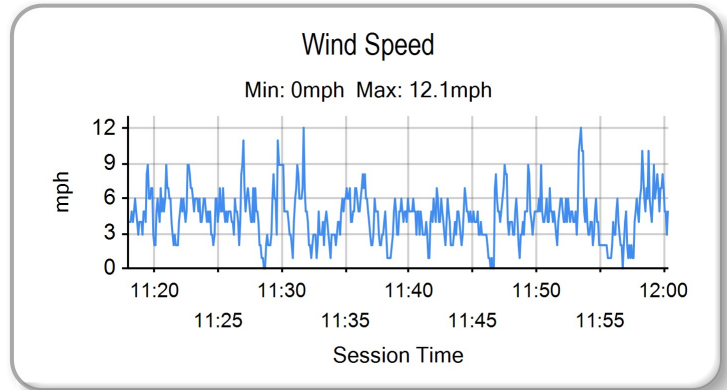
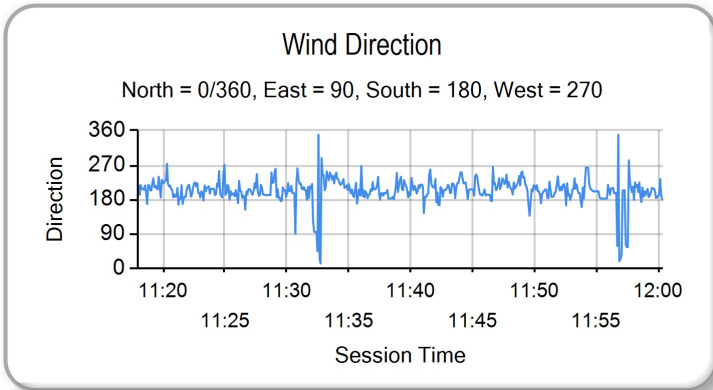
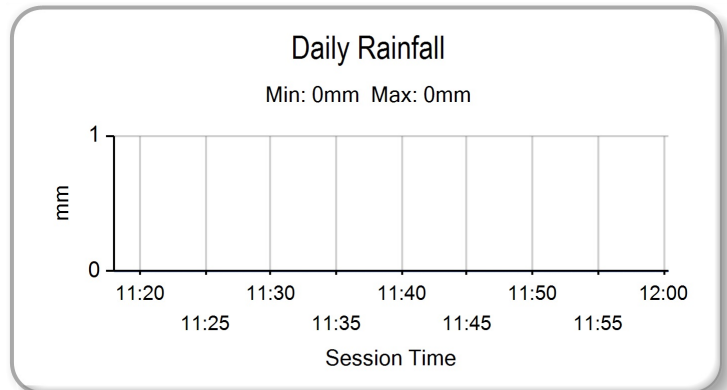
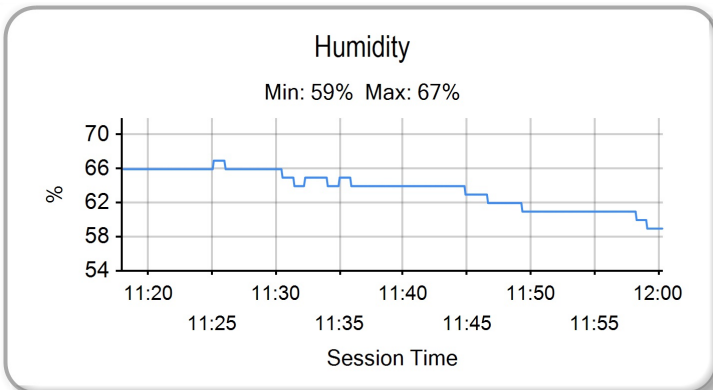
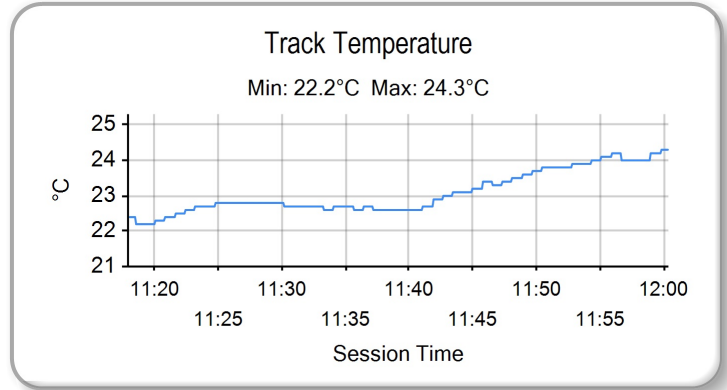
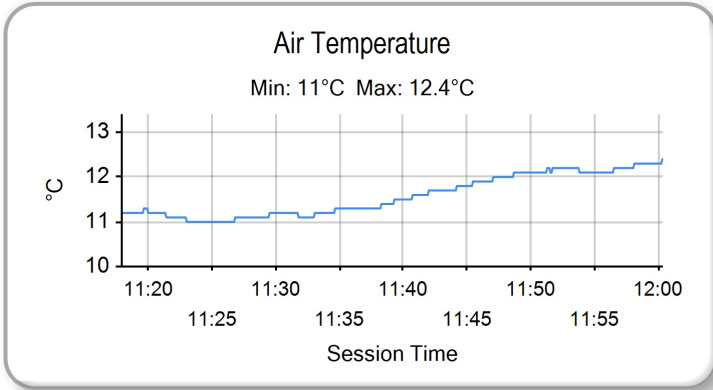
TIME	MESSAGE
11:20:07	PITLANE OPEN
11:25:03	PITLANE CLOSED
11:28:01	5 MINUTES TO WARM UP LAPS
11:30:00	3 MINUTES TO WARM UP LAPS
11:32:04	1 MINUTE TO WARM UP LAPS
11:32:32	30 SECONDS TO WARM UP LAPS
11:32:47	GREEN FLAG - 2 WARM UP LAPS
11:35:15	RACE START
11:36:41	NO JUMP STARTS
11:39:23	NO.70 & 11 FALLER AT T3/4 BECKETTS - RIDERS BEING ASSESSED
11:39:36	NO.70 & 11 FALLERS AT T3/4 BECKETTS - RIDERS BEING ASSESSED
11:40:37	UPDATE: NO.70 & 11 - RIDERS OK
11:42:02	UPDATE: NO.70 - RIDER TO MEDICAL CENTRE
11:44:24	BLACK/ORANGE FLAG NO. 24
11:44:40	BLACK/ORANGE FLAG NO. 24 - SMOKE
11:45:22	NO.22 FALLER AT T1 COPSE - RIDER OK
11:50:41	TWO THIRDS DISTANCE COMPLETED
11:56:38	NO.75 & 8 FALLERS AT T6 LUFFIELD - RIDERS BEING ASSESSED
11:57:32	UPDATE: NO.75 - RIDER TO MEDICAL CENTRE
11:57:53	UPDATE: NO.8 - RIDER OK

# MCRCB BULLETIN TK364

## 2023 Bennetts British Superbike Championship - Round 1

### 2023 R&G British Talent Cup

#### RACE 2 - WEATHER CONDITIONS





# MCRCB BULLETIN TK365

## 2023 Bennetts British Superbike Championship - Round 1

### 2023 R&G British Talent Cup

#### RACE 2 - DATATAG Fast Start - ORDER AT I1



POS	NO	NAME	NAT	ENTRY
1	1	Johnny GARNESS	GBR	VisionTrack Racing Team
2	52	Evan BELFORD	GBR	City Lifting / RS Racing
3	4	Sullivan MOUNSEY	GBR	Wilson Racing / Maddison Media
4	24	Ryan FROST	GBR	Talentum Motorsport by Azure Notions
5	43	Amanuel BRINTON	GBR	Kovara Projects / RS Racing
6	48	Ollie WALKER	GBR	Wright Morgan / SP125 Racing
7	40	Julian CORREA	USA	Microlise Cresswell Racing
8	61	Harrison MACKAY	GBR	Wilson Racing / Super Soco
9	55	Harrison DESSOY	GBR	Microlise Cresswell Racing / Eastern Garage Racing
10	76	Charlie HUNTINGFORD	GBR	Opteven Mototechniks
11	29	Lucas BROWN	GBR	Amphibian Scaffolding / SP125 Racing
12	7	Harley McCABE	GBR	McCabe Racing
13	2	Josh BANNISTER	GBR	Dunsley Heat Racing
14	75	Filip SUROWIAK	POL	FS75 Racing / FAB Racing
15	65	Alexander ROWAN	GBR	Mortimer Racing Victoria House Academy
16	64	Clayton EDMUNDS	GBR	City Lifting / RS Racing
17	27	Ted WILKINSON	GBR	Team RMB
18	99	Peter WILLIS	GBR	Belfast Chauffer Hire by WM-Racing
19	42	Ben JOLLIFFE	GBR	Wilson Racing
20	8	Alfie DAVIDSON	GBR	Banks Racing
21	88	Sviatoslav PYLYPENKO	UKR	Microlise Cresswell Racing
22	11	Iwan JONES	GBR	Jones Brothers Racing Team
23	71	Daniel GOODMAN	GBR	VisionTrack Racing Team
24	3	Jean TURNER	JPN	Talentum Motorsport by Azure Notions
25	33	Eli BANISH	USA	VisionTrack Racing Team
26	70	Oilly HORNER	GBR	Mortimer Racing Victoria House Academy
27	66	Ronnie HARRIS	GBR	Team Harris Racing / FAB Racing
28	22	Josh O'BRIEN	IRL	VisionTrack Racing Team
29	67	George BOWES	GBR	Microlise Cresswell Racing
30	19	Scott McPHEE	GBR	SMP Racing

Results can be found at [www.britishsuperbike.com](http://www.britishsuperbike.com)

Silverstone National  
Circuit Length = 1.6404 miles  
Printed - 12:08 Saturday, 9th April 2023

