

QUALIFYING - CLASSIFICATION

POS	NO	NAME	NAT	ENTRY	TIME	ON	LAPS	GAP	DIFF	MPH
1	43	Amanuel BRINTON	GBR	Honda - Kovara Projects / RS Racing	1:01.193	14	17			96.50
2	4	Sullivan MOUNSEY	GBR	Honda - Wilson Racing / Maddison Media	1:01.266	9	22	0.073	0.073	96.39
3	52	Evan BELFORD	GBR	Honda - City Lifting / RS Racing	1:01.414	16	19	0.221	0.148	96.16
4	23	Rhys STEPHENSON	GBR	Honda - Kovara Projects / RS Racing	1:01.459	14	20	0.266	0.045	96.09
5	1	Johnny GARNES	GBR	Honda - VisionTrack Racing Team	1:01.843	21	22	0.650	0.384	95.49
6	7	Harley McCABE	GBR	Honda - McCabe Racing	1:01.989	15	21	0.796	0.146	95.26
7	55	Harrison DESSOY	GBR	Honda - Microlise Cresswell Racing / Eastern Garage f	1:02.087	8	18	0.894	0.098	95.11
8	76	Charlie HUNTINGFORD	GBR	Honda - Opteven Mototechniks	1:02.138	18	19	0.945	0.051	95.04
9	48	Ollie WALKER	GBR	Honda - Wright Morgan / SP125 Racing	1:02.158	14	20	0.965	0.020	95.01
10	29	Lucas BROWN	GBR	Honda - Amphibian Scaffolding / SP125 Racing	1:02.320	20	22	1.127	0.162	94.76
11	75	Filip SUROWIAK	POL	Honda - FS75 Racing / FAB Racing	1:02.408	11	23	1.215	0.088	94.62
12	40	Julian CORREA	USA	Honda - Microlise Cresswell Racing	1:02.456	14	18	1.263	0.048	94.55
13	61	Harrison MACKAY	GBR	Honda - Wilson Racing / Super Soco	1:02.479	19	20	1.286	0.023	94.52
14	65	Alexander ROWAN	GBR	Honda - Mortimer Racing Victoria House Academy	1:02.511	19	19	1.318	0.032	94.47
15	24	Ryan FROST	GBR	Honda - Talentum Motorsport by Azure Notions	1:02.537	19	19	1.344	0.026	94.43
16	64	Clayton EDMUNDS	GBR	Honda - City Lifting / RS Racing	1:02.632	13	18	1.439	0.095	94.29
17	3	Jean TURNER	JPN	Honda - Talentum Motorsport by Azure Notions	1:02.663	6	22	1.470	0.031	94.24
18	2	Josh BANNISTER	GBR	Honda - Dunsley Heat Racing	1:02.697	21	23	1.504	0.034	94.19
19	42	Ben JOLLIFFE	GBR	Honda - Wilson Racing	1:02.697	15	21	1.504	0.000	94.19
20	99	Peter WILLIS	GBR	Honda - Belfast Chauffer Hire by WM-Racing	1:02.701	22	22	1.508	0.004	94.18
21	27	Ted WILKINSON	GBR	Honda - Team RMB	1:02.720	15	21	1.527	0.019	94.15
22	71	Daniel GOODMAN	GBR	Honda - VisionTrack Racing Team	1:02.846	22	22	1.653	0.126	93.97
23	8	Alfie DAVIDSON	GBR	Honda - Banks Racing	1:02.847	19	21	1.654	0.001	93.96
24	88	Sviatoslav PYLYPENKO	UKR	Honda - Microlise Cresswell Racing	1:03.011	14	17	1.818	0.164	93.72
25	19	Scott McPHEE	GBR	Honda - SMP Racing	1:03.256	14	19	2.063	0.245	93.36
26	70	Oily HORNER	GBR	Honda - Mortimer Racing Victoria House Academy	1:03.529	15	21	2.336	0.273	92.96
27	28	Charlie BARNES	GBR	Honda - Talentum Motorsport by Azure Notions	1:03.584	21	23	2.391	0.055	92.87
28	33	Eli BANISH	USA	Honda - VisionTrack Racing Team	1:03.590	23	23	2.397	0.006	92.87
29	11	Iwan JONES	GBR	Honda - Jones Brothers Racing Team	1:03.634	12	18	2.441	0.044	92.80
30	66	Ronnie HARRIS	GBR	Honda - Team Harris Racing / FAB Racing	1:03.673	18	21	2.480	0.039	92.74
31	67	George BOWES	GBR	Honda - Microlise Cresswell Racing	1:03.841	17	18	2.648	0.168	92.50
32	22	Josh O'BRIEN	IRL	Honda - VisionTrack Racing Team	1:06.727	14	21	5.534	2.886	88.50

QUALIFYING LAPTIME (110.0% of 1:01.193) = 1:07.312

- #19 - Lap 2 time cancelled - Exceeded track limits at T1.
 #55 - Laps 2 & 3 times cancelled - Exceeded track limits at T7.
 #4 - Lap 4 time cancelled - Exceeded track limits at T1.
 #1 - Lap 14 & 16 times cancelled - Exceeded track limits at T6
 #55 - Lap 11 time cancelled - Exceeded track limits at T6
 #2 - Lap 2 time cancelled - Exceeded track limits at T1.
 #29 - Lap 18 time cancelled - Exceeded track limits at T1.
 #2 - Lap 20 time cancelled - Exceeded track limits at T1.
 #22 - Lap 18 time cancelled - Exceeded track limits at T6.

Weather / Track : Cloudy / Dry

These results are provisional until the conclusion of any judicial and technical matters.

Silverstone: 1.6404 miles

Date: 08/04/2023 Start: 09:15 Finish: 09:40

Race Director : Stuart Higgs

Stewards :

Timekeeper : Richard Evans

S. Higgs

R. EVANS

Digitally Approved at 10:04 Saturday, 08 April 2023

Digitally Approved at 09:49 Saturday, 08 April 2023

Results can be found at www.britishsuperbike.com

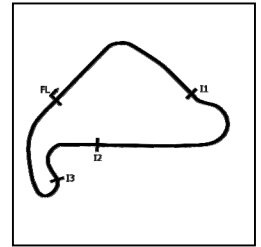
Printed - 09:42 Saturday, 08 April 2023

MCRCB BULLETIN TK133

2023 Bennetts British Superbike Championship - Round 1

2023 R&G British Talent Cup

QUALIFYING - SECTOR ANALYSIS



SECTOR 1 = FL to I1, SECTOR 2 = I1 to I2 SECTOR 3 = I2 to I3, SECTOR 4 = I3 to FL, DIFF = Difference To Personal Best Lap, P = Crossed Finish Line in Pit Lane, D = Time Disallowed

P1 43		Amanuel BRINTON				Honda - Kovara Projects / RS Racing					
IDEAL LAP TIME : 1:00.864		BEST LAP TIME : 1:01.193		DIFFERENCE : 0.329							
LAP	SECTOR 1	SECTOR 2		SECTOR 3		SECTOR 4		LAP TIME	MPH	DIFF	TIME OF DAY
1 -	OUTLAP	22.258	121.1	10.372	15.765	114.9					09:16:50.546
2 -	16.817	20.551	125.2	10.138	15.300	117.2	1:02.806	94.03	1.613		09:17:53.352
3 -	16.519	20.289	128.0	10.266	15.251	117.2	1:02.325	94.75	1.132		09:18:55.677
4 -	16.405	20.102	129.5	10.391	15.370	115.9	1:02.268	94.84	1.075		09:19:57.945
5 -	16.494	20.422	124.7	10.182	15.477	116.6	1:02.575	94.37	1.382		09:21:00.520
6 -	16.225	20.079	128.0	10.049	15.296	119.7	1:01.649	95.79	0.456		09:22:02.169
7 -	16.348	20.202	127.3	10.167	15.351	116.6	1:02.068	95.14	0.875		09:23:04.237
8 -	16.927	23.053	127.5	10.447	15.498	115.9	1:05.925	89.58	4.732		09:24:10.162
9 -	16.364	20.344	125.6	10.593	IN PIT		1:10.732	P	83.49	9.539	09:25:20.894
10 -	OUTLAP	21.328	126.3	10.869	15.689	116.8	8:15.214	11.92	7:14.021		09:33:36.108
11 -	16.752	20.479	127.8	10.401	15.280	118.0	1:02.912	93.87	1.719		09:34:39.020
12 -	16.253	20.488	129.8	10.186	15.409	117.0	1:02.336	94.73	1.143		09:35:41.356
13 -	16.255	19.992	127.5	10.054	15.147	118.9	1:01.448	(3)	96.10	0.255	09:36:42.804
14 -	16.031	20.033	128.8	9.994	15.135	117.4	1:01.193	(1)	96.50		09:37:43.997
15 -	16.289	21.078	120.2	12.030	15.577	119.7	1:04.974	90.89	3.781		09:38:48.971
16 -	16.243	20.045	128.3	9.944	15.012	118.0	1:01.244	(2)	96.42	0.051	09:39:50.215
17 -	16.413	19.877	129.5	10.058	15.100	117.2	1:01.448	(3)	96.10	0.255	09:40:51.663

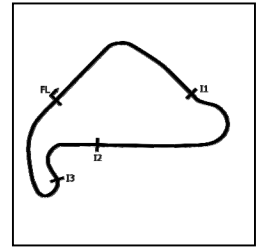
P2 4		Sullivan MOUNSEY				Honda - Wilson Racing / Maddison Media					
IDEAL LAP TIME : 1:00.860		BEST LAP TIME : 1:01.266		DIFFERENCE : 0.406							
LAP	SECTOR 1	SECTOR 2		SECTOR 3		SECTOR 4		LAP TIME	MPH	DIFF	TIME OF DAY
1 -	OUTLAP	22.089	123.8	10.712	15.845	116.6					09:18:08.724
2 -	16.802	20.620	126.6	9.933	15.316	117.6	1:02.671	94.23	1.405		09:19:11.395
3 -	16.956	20.483	127.5	10.043	15.370	119.3	1:02.852	93.96	1.586		09:20:14.247
4 -	16.228	20.397	128.3	9.913	15.143	119.3	1:01.681	95.74	0.415		09:21:15.928
5 -	16.089	19.938	130.5	10.282	14.979	121.7	1:01.288	(2)	96.35	0.022	09:22:17.216
6 -	16.295	20.373	128.0	10.282	15.110	120.6	1:02.060	95.16	0.794		09:23:19.276
7 -	16.487	20.542	128.0	10.173	15.411	119.5	1:02.613	94.32	1.347		09:24:21.889
8 -	16.660	21.316	127.5	10.015	15.255	119.1	1:03.246	93.37	1.980		09:25:25.135
9 -	16.083	20.085	128.8	9.907	15.191	117.6	1:01.266	(1)	96.39		09:26:26.401
10 -	17.620	22.299	127.5	10.110	15.159	118.2	4:05.488	D	90.59	3.922	09:27:31.589
11 -	16.248	20.340	128.5	9.939	15.211	118.7	1:01.738	95.65	0.472		09:28:33.327
12 -	16.675	20.670	125.2	10.280	IN PIT		1:05.653	P	89.95	4.387	09:29:38.980
13 -	OUTLAP	20.943	128.8	10.922	15.296	118.0	1:35.998	61.51	34.732		09:31:14.978
14 -	16.481	20.350	129.5	10.489	15.195	120.4	1:02.515	94.46	1.249		09:32:17.493
15 -	16.165	20.213	128.8	10.238	15.171	121.3	1:01.787	95.58	0.521		09:33:19.280
16 -	16.220	20.145	129.8	10.191	15.124	120.4	1:01.680	95.74	0.414		09:34:20.960
17 -	16.190	20.017	131.8	10.646	15.127	119.7	1:01.980	95.28	0.714		09:35:22.940
18 -	16.036	20.573	128.8	10.087	15.185	119.1	1:01.881	95.43	0.615		09:36:24.821
19 -	16.106	20.022	130.8	10.004	15.459	119.5	1:01.591	(3)	95.88	0.325	09:37:26.412
20 -	16.095	20.467	130.3	10.218	15.097	122.9	1:01.877	95.44	0.611		09:38:28.289
21 -	16.260	21.228	119.8	14.711	15.957	118.2	1:08.156	86.64	6.890		09:39:36.445
22 -	16.273	20.541	129.8	9.955	15.340	116.3	1:02.109	95.08	0.843		09:40:38.554

MCRCB BULLETIN TK133

2023 Bennetts British Superbike Championship - Round 1

2023 R&G British Talent Cup

QUALIFYING - SECTOR ANALYSIS



SECTOR 1 = FL to I1, SECTOR 2 = I1 to I2 SECTOR 3 = I2 to I3, SECTOR 4 = I3 to FL, DIFF = Difference To Personal Best Lap, P = Crossed Finish Line in Pit Lane, D = Time Disallowed

P3 52		Evan BELFORD				Honda - City Lifting / RS Racing					
IDEAL LAP TIME : 1:01.170		BEST LAP TIME : 1:01.414		DIFFERENCE : 0.244							
LAP	SECTOR 1	SECTOR 2		SECTOR 3		SECTOR 4		LAP TIME	MPH	DIFF	TIME OF DAY
1 -	OUTLAP	22.003	123.5	10.939	15.760	115.9					09:16:49.602
2 -	16.809	20.790	126.6	10.410	15.348	118.4	1:03.357	93.21	1.943		09:17:52.959
3 -	16.412	20.625	126.1	10.246	15.485	116.1	1:02.768	94.08	1.354		09:18:55.727
4 -	16.802	20.478	127.3	10.411	15.708	118.4	1:03.399	93.15	1.985		09:19:59.126
5 -	16.387	20.596	128.0	10.124	15.410	118.0	1:02.517	94.46	1.103		09:21:01.643
6 -	16.280	20.907	125.9	10.208	15.412	117.8	1:02.807	94.02	1.393		09:22:04.450
7 -	16.337	20.411	127.3	10.302	15.291	119.3	1:02.341	94.73	0.927		09:23:06.791
8 -	16.164	20.573	125.4	10.041	15.352	116.6	1:02.130	95.05	0.716		09:24:08.921
9 -	16.772	21.297	127.0	10.765	IN PIT		1:11.531	P 82.56	10.117		09:25:20.452
10 -	OUTLAP	21.388	128.0	10.686	15.612	118.4	5:54.281	16.66	4:52.867		09:31:14.733
11 -	16.347	20.383	129.8	10.281	15.277	118.4	1:02.288	94.81	0.874		09:32:17.021
12 -	16.173	20.271	128.0	10.012	15.146	118.7	1:01.602 (2)	95.86	0.188		09:33:18.623
13 -	16.245	20.183	127.0	10.099	15.182	118.7	1:01.709	95.70	0.295		09:34:20.332
14 -	16.272	20.419	127.8	10.251	15.087	119.3	1:02.029	95.20	0.615		09:35:22.361
15 -	16.216	20.336	130.0	10.143	15.193	119.7	1:01.888	95.42	0.474		09:36:24.249
16 -	16.123	20.101	128.0	9.933	15.257	118.7	1:01.414 (1)	96.16			09:37:25.663
17 -	16.057	20.423	129.3	10.280	15.394	116.8	1:02.154	95.01	0.740		09:38:27.817
18 -	16.588	21.282	119.1	11.041	15.157	122.0	1:04.068	92.17	2.654		09:39:31.885
19 -	16.410	20.156	130.3	9.987	15.079	120.6	1:01.632 (3)	95.82	0.218		09:40:33.517

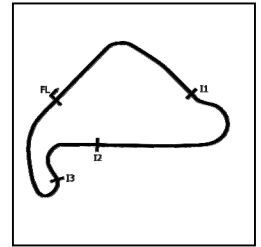
P4 23		Rhys STEPHENSON				Honda - Kovara Projects / RS Racing					
IDEAL LAP TIME : 1:01.164		BEST LAP TIME : 1:01.459		DIFFERENCE : 0.295							
LAP	SECTOR 1	SECTOR 2		SECTOR 3		SECTOR 4		LAP TIME	MPH	DIFF	TIME OF DAY
1 -	OUTLAP	22.461	123.5	10.889	15.778	114.7					09:17:02.102
2 -	16.770	20.867	125.4	10.256	15.449	116.8	1:03.342	93.23	1.883		09:18:05.444
3 -	16.394	20.638	126.1	10.186	15.402	116.8	1:02.620	94.30	1.161		09:19:08.064
4 -	16.289	20.993	125.6	10.253	16.249	117.0	1:03.784	92.58	2.325		09:20:11.848
5 -	16.338	20.398	126.8	10.094	15.016	119.3	1:01.846	95.48	0.387		09:21:13.694
6 -	16.267	20.290	125.2	10.071	15.275	115.7	1:01.903	95.40	0.444		09:22:15.597
7 -	16.448	20.328	126.3	9.994	15.391	116.3	1:02.161	95.00	0.702		09:23:17.758
8 -	16.330	20.372	125.6	9.896	15.301	115.5	1:01.899	95.40	0.440		09:24:19.657
9 -	16.362	20.448	125.4	10.043	15.268	115.7	1:02.121	95.06	0.662		09:25:21.778
10 -	16.610	20.371	125.2	10.331	IN PIT		1:09.015	P 85.57	7.556		09:26:30.793
11 -	OUTLAP	21.126	124.5	10.567	15.832	115.3	4:43.686	20.81	3:42.227		09:31:14.479
12 -	16.435	20.248	126.3	10.045	15.171	117.8	1:01.899	95.40	0.440		09:32:16.378
13 -	16.207	20.973	125.9	10.161	15.198	118.7	1:02.539	94.43	1.080		09:33:18.917
14 -	16.076	20.176	128.8	10.174	15.033	119.3	1:01.459 (1)	96.09			09:34:20.376
15 -	16.237	20.290	127.3	10.031	15.272	117.0	1:01.830	95.51	0.371		09:35:22.206
16 -	16.267	20.405	126.8	9.900	15.252	116.6	1:01.824 (3)	95.52	0.365		09:36:24.030
17 -	16.365	20.311	128.8	10.089	15.054	119.5	1:01.819 (2)	95.53	0.360		09:37:25.849
18 -	16.109	20.607	129.5	10.169	15.540	117.0	1:02.425	94.60	0.966		09:38:28.274
19 -	16.343	20.812	126.6	9.921	15.351	115.9	1:02.427	94.60	0.968		09:39:30.701
20 -	16.402	20.300	125.9	10.075	15.307	115.5	1:02.084	95.12	0.625		09:40:32.785

MCRCB BULLETIN TK133

2023 Bennetts British Superbike Championship - Round 1

2023 R&G British Talent Cup

QUALIFYING - SECTOR ANALYSIS



SECTOR 1 = FL to I1, SECTOR 2 = I1 to I2 SECTOR 3 = I2 to I3, SECTOR 4 = I3 to FL, DIFF = Difference To Personal Best Lap, P = Crossed Finish Line in Pit Lane, D = Time Disallowed

P5		1		Johnny GARNESS		Honda - VisionTrack Racing Team					
IDEAL LAP TIME : 1:01.545		BEST LAP TIME : 1:01.843		DIFFERENCE : 0.298							
LAP	SECTOR 1	SECTOR 2		SECTOR 3		SECTOR 4		LAP TIME	MPH	DIFF	TIME OF DAY
1 -	OUTLAP	22.673	119.1	11.241	15.733	114.9					09:17:02.487
2 -	16.818	20.832	127.3	10.250	15.431	117.6	1:03.331	93.25	1.488	09:18:05.818	
3 -	16.562	20.943	125.9	10.497	15.431	118.7	1:03.433	93.10	1.590	09:19:09.251	
4 -	16.363	20.942	126.8	10.214	15.837	117.2	1:03.356	93.21	1.513	09:20:12.607	
5 -	16.451	20.333	127.8	10.068	15.304	118.4	1:02.156	95.01	0.313	09:21:14.763	
6 -	16.306	20.277	128.5	10.285	15.412	117.4	1:02.280	94.82	0.437	09:22:17.043	
7 -	16.358	20.436	127.8	9.958	15.370	117.8	1:02.122	95.06	0.279	09:23:19.165	
8 -	16.433	20.613	126.3	9.950	15.504	116.3	1:02.500	94.49	0.657	09:24:21.665	
9 -	16.705	20.510	125.6	10.082	15.476	115.7	1:02.773	94.07	0.930	09:25:24.438	
10 -	16.571	20.332	125.4	10.249	15.300	117.2	1:02.452	94.56	0.609	09:26:26.890	
11 -	16.480	20.524	125.4	10.149	IN PIT		1:15.169	P 78.56	13.326	09:27:42.059	
12 -	OUTLAP	21.321	125.9	10.609	15.581	116.1	2:38.421	37.27	1:36.578	09:30:20.480	
13 -	16.840	20.608	128.0	10.564	15.689	119.3	1:03.701	92.70	1.858	09:31:24.181	
14 -	16.535	20.634	124.5	10.278	15.535	116.1	1:02.982	D 93.76	1.139	09:32:27.163	
15 -	16.637	20.312	127.8	10.201	15.396	117.4	1:02.546	94.42	0.703	09:33:29.709	
16 -	16.371	20.352	126.8	10.056	15.526	115.5	1:02.305	D 94.78	0.462	09:34:32.014	
17 -	16.731	26.889	123.3	10.670	15.445	118.0	1:09.735	84.68	7.892	09:35:41.749	
18 -	16.411	20.407	128.0	10.056	15.445	117.2	1:02.319	94.76	0.476	09:36:44.068	
19 -	16.561	20.353	128.3	10.026	15.431	117.6	1:02.371	94.68	0.528	09:37:46.439	
20 -	16.395	20.094	130.0	10.220	15.195	120.2	1:01.904	(2) 95.40	0.061	09:38:48.343	
21 -	16.375	20.211	128.0	9.969	15.288	117.2	1:01.843	(1) 95.49		09:39:50.186	
22 -	16.459	20.151	128.5	10.120	15.199	118.2	1:01.929	(3) 95.36	0.086	09:40:52.115	

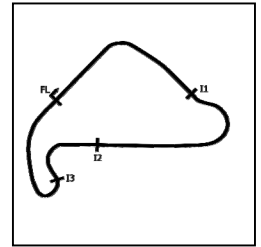
P6		7		Harley McCABE		Honda - McCabe Racing					
IDEAL LAP TIME : 1:01.698		BEST LAP TIME : 1:01.989		DIFFERENCE : 0.291							
LAP	SECTOR 1	SECTOR 2		SECTOR 3		SECTOR 4		LAP TIME	MPH	DIFF	TIME OF DAY
1 -	OUTLAP	23.049	122.6	11.836	16.686	114.3					09:18:04.842
2 -	17.082	21.034	127.5	10.708	15.418	118.9	1:04.242	91.92	2.253	09:19:09.084	
3 -	16.488	21.121	125.4	10.682	15.376	120.0	1:03.667	92.75	1.678	09:20:12.751	
4 -	16.389	20.358	125.9	10.457	15.103	121.3	1:02.307	94.78	0.318	09:21:15.058	
5 -	16.242	20.284	130.5	10.395	15.192	121.7	1:02.113	95.07	0.124	09:22:17.171	
6 -	16.428	20.651	130.3	10.519	15.148	122.2	1:02.746	94.12	0.757	09:23:19.917	
7 -	16.221	20.512	128.8	10.435	15.155	120.2	1:02.323	94.75	0.334	09:24:22.240	
8 -	16.284	20.549	126.8	10.262	15.180	120.2	1:02.275	94.83	0.286	09:25:24.515	
9 -	16.848	20.459	128.0	10.344	15.161	120.0	1:02.812	94.02	0.823	09:26:27.327	
10 -	16.362	20.313	124.2	10.415	15.241	118.0	1:02.331	94.74	0.342	09:27:29.658	
11 -	16.734	22.993	119.1	10.728	IN PIT		1:14.984	P 78.75	12.995	09:28:44.642	
12 -	OUTLAP	21.329	129.0	10.727	15.497	118.7	2:30.261	39.30	1:28.272	09:31:14.903	
13 -	16.419	20.402	131.3	10.463	15.203	120.4	1:02.487	94.51	0.498	09:32:17.390	
14 -	16.340	20.334	127.5	10.572	15.246	120.2	1:02.492	94.50	0.503	09:33:19.882	
15 -	16.260	20.267	130.5	10.271	15.191	119.3	1:01.989	(1) 95.26		09:34:21.871	
16 -	16.349	20.303	128.0	10.255	15.179	118.9	1:02.086	(3) 95.12	0.097	09:35:23.957	
17 -	16.348	20.300	129.3	10.242	15.238	118.9	1:02.128	95.05	0.139	09:36:26.085	
18 -	16.267	20.409	128.8	10.131	15.208	118.2	1:02.015	(2) 95.22	0.026	09:37:28.100	
19 -	16.342	20.243	129.0	10.303	15.353	117.4	1:02.241	94.88	0.252	09:38:30.341	
20 -	16.428	20.320	129.8	10.494	15.442	116.3	1:02.684	94.21	0.695	09:39:33.025	
21 -	16.499	20.546	128.5	10.298	15.238	118.7	1:02.581	94.36	0.592	09:40:35.606	

MCRCB BULLETIN TK133

2023 Bennetts British Superbike Championship - Round 1

2023 R&G British Talent Cup

QUALIFYING - SECTOR ANALYSIS



SECTOR 1 = FL to I1, SECTOR 2 = I1 to I2 SECTOR 3 = I2 to I3, SECTOR 4 = I3 to FL, DIFF = Difference To Personal Best Lap, P = Crossed Finish Line in Pit Lane, D = Time Disallowed

P7 55		Harrison DESOY				Honda - Microlise Cresswell Racing / Eastern Garage Racing					
IDEAL LAP TIME : 1:01.936		BEST LAP TIME : 1:02.087		DIFFERENCE : 0.151							
LAP	SECTOR 1	SECTOR 2		SECTOR 3		SECTOR 4		LAP TIME	MPH	DIFF	TIME OF DAY
1 -	OUTLAP	22.748	120.4	10.866	16.094	112.6					09:17:15.609
2 -	17.509	21.644	123.1	10.314	15.738	114.1	4:05.205	D	90.57	3.118	09:18:20.814
3 -	17.072	21.091	123.8	10.045	15.639	114.7	4:03.847	D	92.49	1.760	09:19:24.661
4 -	16.954	20.953	124.2	10.010	15.411	115.1	1:03.328		93.25	1.241	09:20:27.989
5 -	16.803	20.743	124.2	9.885	15.403	115.5	1:02.834		93.98	0.747	09:21:30.823
6 -	16.750	20.617	124.0	9.869	15.315	115.5	1:02.551		94.41	0.464	09:22:33.374
7 -	16.596	20.550	125.4	9.839	15.229	117.0	1:02.214	(2)	94.92	0.127	09:23:35.588
8 -	16.567	20.377	128.8	9.835	15.308	116.3	1:02.087	(1)	95.11		09:24:37.675
9 -	16.844	20.887	124.0	9.978	IN PIT		1:06.024	P	89.44	3.937	09:25:43.699
10 -	OUTLAP	22.332	117.5	11.659	15.769	116.3	5:59.417		16.43	4:57.330	09:31:43.116
11 -	17.151	20.788	123.5	9.842	15.420	114.5	4:03.204	D	93.44	1.114	09:32:46.317
12 -	16.716	20.503	124.7	9.811	15.269	115.1	1:02.299	(3)	94.79	0.212	09:33:48.616
13 -	16.653	20.462	126.1	9.804	15.488	114.5	1:02.407		94.63	0.320	09:34:51.023
14 -	16.752	20.678	124.2	9.785	15.329	114.5	1:02.544		94.42	0.457	09:35:53.567
15 -	17.062	20.925	123.5	10.226	IN PIT		1:06.912	P	88.26	4.825	09:37:00.479
16 -	OUTLAP	21.204	124.2	9.988	15.445	113.9	1:20.444		73.41	18.357	09:38:20.923
17 -	16.933	20.675	125.2	9.869	15.372	114.1	1:02.849		93.96	0.762	09:39:23.772
18 -	16.746	20.514	125.2	9.763	15.276	114.7	1:02.299	(3)	94.79	0.212	09:40:26.071

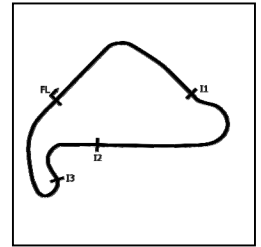
P8 76		Charlie HUNTINGFORD				Honda - Opteven Mototechniks					
IDEAL LAP TIME : 1:02.138		BEST LAP TIME : 1:02.138		DIFFERENCE : 0.000							
LAP	SECTOR 1	SECTOR 2		SECTOR 3		SECTOR 4		LAP TIME	MPH	DIFF	TIME OF DAY
1 -	OUTLAP	22.501	123.5	11.035	16.056	112.6					09:16:12.438
2 -	17.921	22.372	123.1	10.657	15.841	113.7	1:06.791		88.42	4.653	09:17:19.229
3 -	16.945	20.956	124.0	10.315	15.640	113.9	1:03.856		92.48	1.718	09:18:23.085
4 -	16.768	20.862	124.0	10.230	15.569	114.3	1:03.429		93.10	1.291	09:19:26.514
5 -	16.661	20.682	124.7	10.170	15.513	115.1	1:03.026		93.70	0.888	09:20:29.540
6 -	16.593	20.544	124.9	10.105	15.473	115.5	1:02.715		94.16	0.577	09:21:32.255
7 -	16.595	20.655	125.2	10.217	15.598	114.7	1:03.065		93.64	0.927	09:22:35.320
8 -	16.842	20.822	125.9	10.274	15.479	114.9	1:03.417		93.12	1.279	09:23:38.737
9 -	16.633	20.733	124.2	10.494	IN PIT		1:15.603	P	78.11	13.465	09:24:54.340
10 -	OUTLAP	21.432	123.8	10.467	15.735	113.9	5:55.853		16.59	4:53.715	09:30:50.193
11 -	16.786	20.605	124.0	10.185	15.509	114.1	1:03.085		93.61	0.947	09:31:53.278
12 -	17.119	20.918	124.5	10.298	15.646	114.5	1:03.981		92.30	1.843	09:32:57.259
13 -	16.624	20.552	123.8	10.047	15.416	115.1	1:02.639	(3)	94.28	0.501	09:33:59.898
14 -	16.589	20.496	124.9	10.098	15.458	113.9	1:02.641		94.27	0.503	09:35:02.539
15 -	17.259	20.685	124.5	10.117	15.523	114.5	1:03.584		92.87	1.446	09:36:06.123
16 -	16.651	20.522	122.9	10.058	15.437	114.7	1:02.668		94.23	0.530	09:37:08.791
17 -	16.551	20.436	125.2	10.157	15.413	115.3	1:02.557	(2)	94.40	0.419	09:38:11.348
18 -	16.455	20.333	126.1	9.966	15.384	115.7	1:02.138	(1)	95.04		09:39:13.486
19 -	16.531	20.542	124.9	10.400	15.539	113.7	1:03.012		93.72	0.874	09:40:16.498

MCRCB BULLETIN TK133

2023 Bennetts British Superbike Championship - Round 1

2023 R&G British Talent Cup

QUALIFYING - SECTOR ANALYSIS



SECTOR 1 = FL to I1, SECTOR 2 = I1 to I2 SECTOR 3 = I2 to I3, SECTOR 4 = I3 to FL, DIFF = Difference To Personal Best Lap, P = Crossed Finish Line in Pit Lane, D = Time Disallowed

P9 48		Ollie WALKER				Honda - Wright Morgan / SP125 Racing			
IDEAL LAP TIME : 1:01.918		BEST LAP TIME : 1:02.158		DIFFERENCE : 0.240					
LAP	SECTOR 1	SECTOR 2	SECTOR 3	SECTOR 4	LAP TIME	MPH	DIFF	TIME OF DAY	
1 -	OUTLAP	21.910	120.9	10.858	15.883	113.9		09:16:32.220	
2 -	17.278	21.040	123.1	10.341	15.645	115.5	1:04.304	91.83 2.146 09:17:36.524	
3 -	17.085	20.959	122.6	10.249	15.495	115.9	1:03.788	92.58 1.630 09:18:40.312	
4 -	16.743	21.460	122.6	10.239	15.504	115.9	1:03.946	92.35 1.788 09:19:44.258	
5 -	16.819	20.707	122.4	10.160	15.452	115.9	1:03.138	93.53 0.980 09:20:47.396	
6 -	16.739	20.722	123.1	10.253	15.315	115.9	1:03.029	93.69 0.871 09:21:50.425	
7 -	16.657	20.610	123.3	10.090	15.479	115.3	1:02.836	93.98 0.678 09:22:53.261	
8 -	16.745	20.678	122.2	10.110	15.385	116.3	1:02.918	93.86 0.760 09:23:56.179	
9 -	16.648	20.609	124.5	10.082	15.391	115.9	1:02.730	94.14 0.572 09:24:58.909	
10 -	16.709	20.698	124.0	10.047	IN PIT		1:12.684 P	81.25 10.526 09:26:11.593	
11 -	OUTLAP	20.891	127.8	10.745	15.414	119.1	5:03.630	19.45 4:01.472 09:31:15.223	
12 -	17.124	20.489	128.3	10.256	15.195	120.6	1:03.064	93.64 0.906 09:32:18.287	
13 -	16.555	20.474	126.1	10.041	15.303	117.6	1:02.373	94.68 0.215 09:33:20.660	
14 -	16.507	20.364	124.9	10.038	15.249	118.4	1:02.158 (1)	95.01	09:34:22.818
15 -	16.439	20.404	126.1	10.060	15.290	116.8	1:02.193 (2)	94.95 0.035 09:35:25.011	
16 -	16.553	20.398	126.1	10.005	15.319	116.6	1:02.275	94.83 0.117 09:36:27.286	
17 -	16.565	20.339	125.4	9.985	15.361	115.5	1:02.250	94.87 0.092 09:37:29.536	
18 -	16.654	20.401	125.4	9.991	15.386	116.3	1:02.432	94.59 0.274 09:38:31.968	
19 -	16.544	20.344	126.1	9.976	15.376	116.8	1:02.240 (3)	94.88 0.082 09:39:34.208	
20 -	16.543	20.493	124.9	9.945	15.281	118.9	1:02.262	94.85 0.104 09:40:36.470	

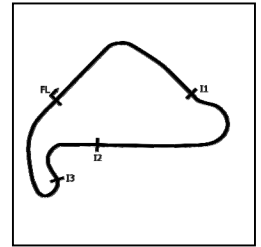
P10 29		Lucas BROWN				Honda - Amphibian Scaffolding / SP125 Racing			
IDEAL LAP TIME : 1:02.097		BEST LAP TIME : 1:02.320		DIFFERENCE : 0.223					
LAP	SECTOR 1	SECTOR 2	SECTOR 3	SECTOR 4	LAP TIME	MPH	DIFF	TIME OF DAY	
1 -	OUTLAP	23.285	117.1	11.122	15.983	112.2		09:16:32.686	
2 -	17.180	21.159	121.5	10.424	15.560	112.9	1:04.323	91.81 2.003 09:17:37.009	
3 -	16.897	20.835	123.5	10.235	15.444	115.9	1:03.411	93.13 1.091 09:18:40.420	
4 -	16.783	21.736	121.7	10.143	15.643	114.5	1:04.305	91.83 1.985 09:19:44.725	
5 -	16.693	20.647	122.9	10.209	15.447	113.9	1:02.996	93.74 0.676 09:20:47.721	
6 -	16.580	20.605	125.4	10.012	15.523	113.5	1:02.720	94.15 0.400 09:21:50.441	
7 -	16.677	22.970	117.1	10.641	IN PIT		1:11.474 P	82.62 9.154 09:23:01.915	
8 -	OUTLAP	21.498	119.8	10.245	15.707	114.5	1:24.485	69.90 22.165 09:24:26.400	
9 -	16.626	20.480	123.3	9.952	15.544	114.1	1:02.602	94.33 0.282 09:25:29.002	
10 -	16.689	20.698	122.4	10.025	15.471	113.7	1:02.883	93.91 0.563 09:26:31.885	
11 -	16.736	20.610	122.2	9.972	15.541	113.7	1:02.859	93.95 0.539 09:27:34.744	
12 -	16.665	20.542	122.2	9.896	15.460	113.9	1:02.563	94.39 0.243 09:28:37.307	
13 -	16.705	20.512	122.0	9.776	15.525	112.9	1:02.518 (3)	94.46 0.198 09:29:39.825	
14 -	16.958	20.899	120.6	10.451	IN PIT		1:06.936 P	88.22 4.616 09:30:46.761	
15 -	OUTLAP	21.303	123.1	10.417	15.735	112.9	2:42.523	36.33 1:40.203 09:33:29.284	
16 -	16.782	20.624	125.4	9.923	15.585	114.5	1:02.914	93.86 0.594 09:34:32.198	
17 -	16.649	20.671	122.4	9.866	16.238	111.2	1:03.424	93.11 1.104 09:35:35.622	
18 -	17.708	21.647	122.4	10.269	16.206	113.9	4:05.830 D	89.71 3.510 09:36:41.452	
19 -	16.711	20.609	123.1	10.249	15.390	115.1	1:02.959	93.80 0.639 09:37:44.411	
20 -	16.531	20.432	124.5	9.856	15.501	113.7	1:02.320 (1)	94.76	09:38:46.731
21 -	16.615	20.455	123.8	9.779	15.499	113.5	1:02.348 (2)	94.72 0.028 09:39:49.079	
22 -	16.741	20.658	121.1	10.303	15.358	115.1	1:03.060	93.65 0.740 09:40:52.139	

MCRCB BULLETIN TK133

2023 Bennetts British Superbike Championship - Round 1

2023 R&G British Talent Cup

QUALIFYING - SECTOR ANALYSIS



SECTOR 1 = FL to I1, SECTOR 2 = I1 to I2 SECTOR 3 = I2 to I3, SECTOR 4 = I3 to FL, DIFF = Difference To Personal Best Lap, P = Crossed Finish Line in Pit Lane, D = Time Disallowed

P11 75		Filip SUROWIAK				Honda - FS75 Racing / FAB Racing					
IDEAL LAP TIME : 1:02.076		BEST LAP TIME : 1:02.408		DIFFERENCE : 0.332							
LAP	SECTOR 1	SECTOR 2		SECTOR 3		SECTOR 4		LAP TIME	MPH	DIFF	TIME OF DAY
1 -	OUTLAP	22.335	121.7	11.172	16.252	112.9					09:16:55.298
2 -	17.287	21.312	125.4	10.608	16.087	112.8	1:05.294	90.44	2.886		09:18:00.592
3 -	17.033	21.079	126.6	10.521	15.730	115.1	1:04.363	91.75	1.955		09:19:04.955
4 -	16.821	21.083	122.9	10.636	15.634	116.8	1:04.174	92.02	1.766		09:20:09.129
5 -	16.931	21.051	122.9	10.345	15.601	114.5	1:03.928	92.37	1.520		09:21:13.057
6 -	16.912	20.764	125.2	10.265	15.482	115.9	1:03.423	93.11	1.015		09:22:16.480
7 -	16.692	20.765	124.5	10.495	15.370	118.2	1:03.322	93.26	0.914		09:23:19.802
8 -	16.620	20.610	127.0	10.285	15.305	117.8	1:02.820	94.00	0.412		09:24:22.622
9 -	16.384	20.927	124.5	10.327	15.404	117.4	1:03.042	93.67	0.634		09:25:25.664
10 -	16.532	20.491	125.9	10.115	15.296	117.4	1:02.434 (2)	94.59	0.026		09:26:28.098
11 -	16.493	20.465	125.2	10.177	15.273	115.7	1:02.408 (1)	94.62			09:27:30.506
12 -	16.588	20.492	124.2	10.062	15.410	115.5	1:02.552	94.41	0.144		09:28:33.058
13 -	17.124	21.107	126.1	10.306	IN PIT		1:07.687 P	87.24	5.279		09:29:40.745
14 -	OUTLAP	21.037	122.9	10.426	15.553	114.5	1:27.812	67.25	25.404		09:31:08.557
15 -	16.915	20.663	123.5	10.313	15.444	114.9	1:03.335	93.24	0.927		09:32:11.892
16 -	16.766	20.611	124.2	10.149	15.354	115.5	1:02.880	93.91	0.472		09:33:14.772
17 -	16.703	20.490	124.9	10.118	15.298	116.6	1:02.609	94.32	0.201		09:34:17.381
18 -	16.581	20.765	124.7	10.355	IN PIT		1:10.425 P	83.85	8.017		09:35:27.806
19 -	OUTLAP	20.901	124.7	10.434	15.505	115.1	1:21.863	72.14	19.455		09:36:49.669
20 -	16.721	20.515	125.2	10.336	15.407	115.9	1:02.979	93.77	0.571		09:37:52.648
21 -	16.579	20.433	126.6	10.075	15.402	115.7	1:02.489	94.50	0.081		09:38:55.137
22 -	16.636	20.401	126.3	10.157	15.481	115.3	1:02.675	94.22	0.267		09:39:57.812
23 -	16.611	20.437	125.2	10.018	15.369	114.7	1:02.435 (3)	94.58	0.027		09:41:00.247

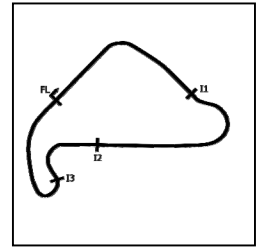
P12 40		Julian CORREA				Honda - Microlise Cresswell Racing					
IDEAL LAP TIME : 1:02.167		BEST LAP TIME : 1:02.456		DIFFERENCE : 0.289							
LAP	SECTOR 1	SECTOR 2		SECTOR 3		SECTOR 4		LAP TIME	MPH	DIFF	TIME OF DAY
1 -	OUTLAP	22.915	121.1	11.328	16.058	112.6					09:17:13.912
2 -	17.298	21.231	124.2	10.547	15.734	114.9	1:04.810	91.12	2.354		09:18:18.722
3 -	16.882	20.943	124.5	10.405	15.617	114.7	1:03.847	92.49	1.391		09:19:22.569
4 -	16.766	20.758	125.2	10.291	15.505	115.5	1:03.320	93.26	0.864		09:20:25.889
5 -	16.783	20.757	124.9	10.323	15.434	115.3	1:03.297	93.30	0.841		09:21:29.186
6 -	16.690	20.690	125.6	10.284	15.364	116.1	1:03.028	93.69	0.572		09:22:32.214
7 -	16.663	20.670	125.9	10.254	15.498	116.3	1:03.085	93.61	0.629		09:23:35.299
8 -	16.614	20.541	125.4	10.351	15.316	118.4	1:02.822	94.00	0.366		09:24:38.121
9 -	16.512	20.773	126.6	10.319	IN PIT		1:07.892 P	86.98	5.436		09:25:46.013
10 -	OUTLAP	22.055	122.4	11.515	16.000	115.1	5:57.058	16.53	4:54.602		09:31:43.071
11 -	17.180	21.209	125.9	10.692	15.500	116.3	1:04.581	91.44	2.125		09:32:47.652
12 -	16.641	20.558	127.5	10.396	15.332	117.0	1:02.927	93.84	0.471		09:33:50.579
13 -	16.617	20.469	127.5	10.152	15.401	117.0	1:02.639	94.28	0.183		09:34:53.218
14 -	16.533	20.535	126.8	10.144	15.244	117.4	1:02.456 (1)	94.55			09:35:55.674
15 -	16.480	20.554	127.8	10.123	15.316	116.3	1:02.473 (3)	94.53	0.017		09:36:58.147
16 -	16.597	20.445	127.3	10.145	15.354	117.0	1:02.541	94.42	0.085		09:38:00.688
17 -	16.556	20.320	128.3	10.136	15.446	116.1	1:02.458 (2)	94.55	0.002		09:39:03.146
18 -	16.596	20.414	126.6	10.155	15.370	116.6	1:02.535	94.43	0.079		09:40:05.681

MCRCB BULLETIN TK133

2023 Bennetts British Superbike Championship - Round 1

2023 R&G British Talent Cup

QUALIFYING - SECTOR ANALYSIS



SECTOR 1 = FL to I1, SECTOR 2 = I1 to I2 SECTOR 3 = I2 to I3, SECTOR 4 = I3 to FL, DIFF = Difference To Personal Best Lap, P = Crossed Finish Line in Pit Lane, D = Time Disallowed

P13 61		Harrison MACKAY				Honda - Wilson Racing / Super Soco				
IDEAL LAP TIME : 1:02.423		BEST LAP TIME : 1:02.479		DIFFERENCE : 0.056						
LAP	SECTOR 1	SECTOR 2		SECTOR 3		SECTOR 4	LAP TIME	MPH	DIFF	TIME OF DAY
1 -	OUTLAP	22.177	123.3	10.950	15.844	115.5				09:18:09.382
2 -	16.981	20.947	123.8	10.370	15.694	114.9	1:03.992	92.28	1.513	09:19:13.374
3 -	16.899	20.802	123.3	10.250	15.541	116.1	1:03.492	93.01	1.013	09:20:16.866
4 -	16.880	20.705	123.3	10.129	15.511	116.3	1:03.225	93.40	0.746	09:21:20.091
5 -	16.708	20.556	124.7	10.237	15.827	115.5	1:03.328	93.25	0.849	09:22:23.419
6 -	16.800	20.541	124.0	10.140	15.526	115.7	1:03.007	93.73	0.528	09:23:26.426
7 -	16.793	20.604	123.1	10.134	15.448	115.9	1:02.979	93.77	0.500	09:24:29.405
8 -	16.756	20.540	124.5	10.314	15.669	115.9	1:03.279	93.32	0.800	09:25:32.684
9 -	16.800	20.603	123.3	10.135	15.615	115.1	1:03.153	93.51	0.674	09:26:35.837
10 -	16.937	21.127	117.9	11.127	IN PIT		1:11.231	P 82.90	8.752	09:27:47.068
11 -	OUTLAP	23.755	108.5	10.937	15.827	114.3	2:53.111	34.11	1:50.632	09:30:40.179
12 -	17.064	21.018	118.9	10.990	15.623	115.9	1:04.695	91.28	2.216	09:31:44.874
13 -	16.801	20.519	124.2	10.246	15.473	117.4	1:03.039	93.68	0.560	09:32:47.913
14 -	16.810	20.392	126.6	10.327	15.372	117.8	1:02.901	93.88	0.422	09:33:50.814
15 -	17.241	21.724	113.5	10.643	IN PIT		1:07.865	P 87.02	5.386	09:34:58.679
16 -	OUTLAP	21.405	117.1	10.696	15.705	115.1	1:39.137	59.57	36.658	09:36:37.816
17 -	16.788	20.425	125.2	10.100	15.521	115.7	1:02.834	93.98	0.355	09:37:40.650
18 -	16.703	20.424	125.9	10.104	15.512	116.1	1:02.743	(3) 94.12	0.264	09:38:43.393
19 -	16.642	20.378	126.3	10.057	15.402	115.5	1:02.479	(1) 94.52		09:39:45.872
20 -	16.727	20.356	126.1	10.103	15.368	115.5	1:02.554	(2) 94.40	0.075	09:40:48.426

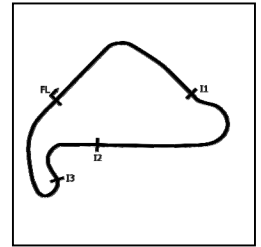
P14 65		Alexander ROWAN				Honda - Mortimer Racing Victoria House Academy				
IDEAL LAP TIME : 1:02.500		BEST LAP TIME : 1:02.511		DIFFERENCE : 0.011						
LAP	SECTOR 1	SECTOR 2		SECTOR 3		SECTOR 4	LAP TIME	MPH	DIFF	TIME OF DAY
1 -	OUTLAP	22.034	122.2	11.112	16.496	112.9				09:16:43.900
2 -	17.328	21.442	123.8	10.748	15.957	115.3	1:05.475	90.19	2.964	09:17:49.375
3 -	17.028	21.092	124.9	10.728	15.833	115.9	1:04.681	91.30	2.170	09:18:54.056
4 -	16.906	21.194	124.7	10.797	15.659	117.2	1:04.556	91.48	2.045	09:19:58.612
5 -	16.765	20.779	122.2	10.611	15.610	117.2	1:03.765	92.61	1.254	09:21:02.377
6 -	16.641	20.730	125.4	10.502	15.688	116.3	1:03.561	92.91	1.050	09:22:05.938
7 -	16.686	20.725	124.2	10.534	15.596	116.1	1:03.541	92.94	1.030	09:23:09.479
8 -	16.734	20.731	124.7	10.397	15.575	116.3	1:03.437	93.09	0.926	09:24:12.916
9 -	16.695	21.078	123.5	10.629	IN PIT		1:10.481	P 83.79	7.970	09:25:23.397
10 -	OUTLAP	21.083	125.4	10.667	15.711	116.1	5:40.466	17.34	4:37.955	09:31:03.863
11 -	16.838	20.720	125.4	10.599	15.412	117.6	1:03.569	92.90	1.058	09:32:07.432
12 -	16.560	20.645	125.6	10.806	15.369	118.7	1:03.380	93.17	0.869	09:33:10.812
13 -	16.461	20.910	122.0	10.729	15.485	116.3	1:03.585	92.87	1.074	09:34:14.397
14 -	16.666	20.474	125.6	10.327	15.510	116.6	1:02.977	(2) 93.77	0.466	09:35:17.374
15 -	16.592	20.580	124.2	10.306	15.611	114.7	1:03.089	(3) 93.60	0.578	09:36:20.463
16 -	16.905	20.853	123.5	10.388	15.662	114.9	1:03.808	92.55	1.297	09:37:24.271
17 -	16.809	20.690	123.8	10.489	15.642	116.6	1:03.630	92.81	1.119	09:38:27.901
18 -	16.782	20.990	125.4	10.494	15.527	117.2	1:03.793	92.57	1.282	09:39:31.694
19 -	16.463	20.380	127.0	10.290	15.378	118.0	1:02.511	(1) 94.47		09:40:34.205

MCRCB BULLETIN TK133

2023 Bennetts British Superbike Championship - Round 1

2023 R&G British Talent Cup

QUALIFYING - SECTOR ANALYSIS



SECTOR 1 = FL to I1, SECTOR 2 = I1 to I2 SECTOR 3 = I2 to I3, SECTOR 4 = I3 to FL, DIFF = Difference To Personal Best Lap, P = Crossed Finish Line in Pit Lane, D = Time Disallowed

P15 24		Ryan FROST		Honda - Talentum Motorsport by Azure Notions					
IDEAL LAP TIME : 1:02.331		BEST LAP TIME : 1:02.537		DIFFERENCE : 0.206					
LAP	SECTOR 1	SECTOR 2	SECTOR 3	SECTOR 4	LAP TIME	MPH	DIFF	TIME OF DAY	
1 -	OUTLAP	22.190	121.7	11.077	16.496	111.8		09:16:47.634	
2 -	17.633	21.292	122.6	10.448	15.799	113.9	1:05.172	90.61 2.635 09:17:52.806	
3 -	17.115	21.087	124.9	10.269	15.538	114.3	1:04.009	92.26 1.472 09:18:56.815	
4 -	16.958	20.724	123.5	10.139	15.578	115.9	1:03.399	93.15 0.862 09:20:00.214	
5 -	16.837	20.913	125.2	10.144	15.488	115.1	1:03.382	93.17 0.845 09:21:03.596	
6 -	16.828	20.551	124.0	10.073	15.663	115.7	1:03.115	93.56 0.578 09:22:06.711	
7 -	16.889	20.615	123.5	10.042	15.377	116.8	1:02.923 (3)	93.85 0.386 09:23:09.634	
8 -	16.778	20.744	125.6	10.336	15.577	117.0	1:03.435	93.09 0.898 09:24:13.069	
9 -	16.806	20.906	126.1	10.756	IN PIT		1:12.433 P	81.53 9.896 09:25:25.502	
10 -	OUTLAP	23.151	107.5	11.060	16.219	113.1	5:36.036	17.57 4:33.499 09:31:01.538	
11 -	17.161	21.204	110.3	11.134	15.730	114.3	1:05.229	90.53 2.692 09:32:06.767	
12 -	16.875	20.735	124.9	10.101	15.723	114.3	1:03.434	93.09 0.897 09:33:10.201	
13 -	16.928	20.859	122.9	9.978	15.539	113.3	1:03.304	93.29 0.767 09:34:13.505	
14 -	16.940	20.735	122.9	10.067	15.566	112.8	1:03.308	93.28 0.771 09:35:16.813	
15 -	17.013	21.097	120.9	10.193	15.590	115.5	1:03.893	92.43 1.356 09:36:20.706	
16 -	16.721	20.903	126.6	10.394	15.684	115.7	1:03.702	92.70 1.165 09:37:24.408	
17 -	17.095	20.713	126.1	10.320	15.482	119.1	1:03.610	92.84 1.073 09:38:28.018	
18 -	16.470	20.956	124.0	10.087	15.394	115.7	1:02.907 (2)	93.87 0.370 09:39:30.925	
19 -	16.607	20.615	124.5	9.933	15.382	115.3	1:02.537 (1)	94.43 09:40:33.462	

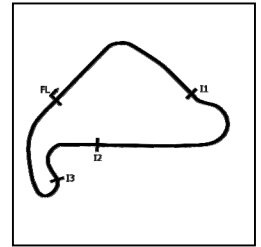
P16 64		Clayton EDMUNDS		Honda - City Lifting / RS Racing					
IDEAL LAP TIME : 1:02.255		BEST LAP TIME : 1:02.632		DIFFERENCE : 0.377					
LAP	SECTOR 1	SECTOR 2	SECTOR 3	SECTOR 4	LAP TIME	MPH	DIFF	TIME OF DAY	
1 -	OUTLAP	22.367	120.2	11.019	15.814	116.6		09:16:51.262	
2 -	17.018	20.903	126.1	10.507	15.580	117.2	1:04.008	92.26 1.376 09:17:55.270	
3 -	16.730	20.946	125.6	10.460	15.466	117.4	1:03.602	92.85 0.970 09:18:58.872	
4 -	16.664	20.898	124.5	10.544	15.471	117.0	1:03.577	92.89 0.945 09:20:02.449	
5 -	16.637	20.750	125.9	10.315	15.347	118.9	1:03.049	93.66 0.417 09:21:05.498	
6 -	16.800	21.101	126.1	10.485	15.451	117.4	1:03.837	92.51 1.205 09:22:09.335	
7 -	16.596	21.572	124.0	10.518	15.627	114.9	1:04.313	91.82 1.681 09:23:13.648	
8 -	16.787	20.827	124.2	10.437	IN PIT		1:11.541 P	82.54 8.909 09:24:25.189	
9 -	OUTLAP	21.453	128.5	10.888	15.600	119.5	6:49.966	14.40 5:47.334 09:31:15.155	
10 -	16.678	20.739	127.8	10.396	15.280	118.9	1:03.093	93.60 0.461 09:32:18.248	
11 -	16.595	20.513	129.8	10.399	15.201	120.0	1:02.708 (3)	94.17 0.076 09:33:20.956	
12 -	16.340	20.615	127.5	10.486	15.276	118.0	1:02.717	94.16 0.085 09:34:23.673	
13 -	16.472	20.408	129.0	10.560	15.192	120.4	1:02.632 (1)	94.29 09:35:26.305	
14 -	16.403	20.642	126.3	10.337	15.298	118.4	1:02.680 (2)	94.21 0.048 09:36:28.985	
15 -	16.455	20.733	126.1	10.384	15.386	114.9	1:02.958	93.80 0.326 09:37:31.943	
16 -	16.702	20.430	127.3	10.360	15.396	117.0	1:02.888	93.90 0.256 09:38:34.831	
17 -	16.584	20.670	126.1	10.348	15.306	117.2	1:02.908	93.87 0.276 09:39:37.739	
18 -	16.629	20.602	125.6	10.439	15.377	116.6	1:03.047	93.67 0.415 09:40:40.786	

MCRCB BULLETIN TK133

2023 Bennetts British Superbike Championship - Round 1

2023 R&G British Talent Cup

QUALIFYING - SECTOR ANALYSIS



SECTOR 1 = FL to I1, SECTOR 2 = I1 to I2 SECTOR 3 = I2 to I3, SECTOR 4 = I3 to FL, DIFF = Difference To Personal Best Lap, P = Crossed Finish Line in Pit Lane, D = Time Disallowed

P17 3		Jean TURNER		Honda - Talentum Motorsport by Azure Notions					
IDEAL LAP TIME : 1:02.361		BEST LAP TIME : 1:02.663		DIFFERENCE : 0.302					
LAP	SECTOR 1	SECTOR 2	SECTOR 3	SECTOR 4	LAP TIME	MPH	DIFF	TIME OF DAY	
1 -	OUTLAP	22.288	121.1	10.904	16.238	113.7		09:16:13.819	
2 -	17.053	22.482	123.8	10.543	15.645	116.1	1:05.723	89.85 3.060 09:17:19.542	
3 -	16.938	20.912	125.4	10.356	15.553	117.0	1:03.759	92.62 1.096 09:18:23.301	
4 -	16.756	20.979	125.9	10.383	15.449	116.3	1:03.567	92.90 0.904 09:19:26.868	
5 -	16.622	20.746	125.6	10.224	15.424	116.8	1:03.016 (3)	93.71 0.353 09:20:29.884	
6 -	16.515	20.691	126.3	10.116	15.341	117.0	1:02.663 (1)	94.24	09:21:32.547
7 -	16.431	20.707	127.0	10.261	15.415	115.1	1:02.814 (2)	94.01 0.151 09:22:35.361	
8 -	16.805	20.777	124.2	10.431	15.515	115.7	1:03.528	92.96 0.865 09:23:38.889	
9 -	16.612	20.780	125.6	10.438	IN PIT		1:15.606 P	78.11 12.943 09:24:54.495	
10 -	OUTLAP	21.179	123.5	10.373	15.739	114.7	2:25.623	40.55 1:22.960 09:27:20.118	
11 -	16.789	20.917	124.5	10.733	15.686	116.3	1:04.125	92.09 1.462 09:28:24.243	
12 -	16.885	20.887	121.5	10.245	15.672	112.6	1:03.689	92.72 1.026 09:29:27.932	
13 -	16.951	20.709	123.1	10.360	15.500	113.1	1:03.520	92.97 0.857 09:30:31.452	
14 -	16.934	20.720	123.3	10.635	IN PIT		1:13.920 P	79.89 11.257 09:31:45.372	
15 -	OUTLAP	20.841	125.2	10.299	15.401	116.8	1:25.766	68.85 23.103 09:33:11.138	
16 -	16.570	21.117	127.0	10.638	15.609	118.2	1:03.934	92.37 1.271 09:34:15.072	
17 -	16.805	20.515	125.9	10.238	15.495	114.5	1:03.053	93.66 0.390 09:35:18.125	
18 -	16.718	20.473	125.2	10.289	15.563	113.5	1:03.043	93.67 0.380 09:36:21.168	
19 -	16.725	20.682	126.6	10.348	15.615	113.1	1:03.370	93.19 0.707 09:37:24.538	
20 -	16.854	20.784	125.4	10.473	15.575	118.7	1:03.686	92.73 1.023 09:38:28.224	
21 -	16.638	20.942	126.1	10.488	15.570	115.1	1:03.638	92.80 0.975 09:39:31.862	
22 -	16.570	20.622	126.1	10.456	15.646	113.7	1:03.294	93.30 0.631 09:40:35.156	

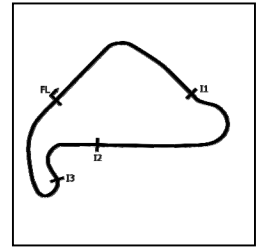
P18 2		Josh BANNISTER		Honda - Dunsley Heat Racing					
IDEAL LAP TIME : 1:02.530		BEST LAP TIME : 1:02.697		DIFFERENCE : 0.167					
LAP	SECTOR 1	SECTOR 2	SECTOR 3	SECTOR 4	LAP TIME	MPH	DIFF	TIME OF DAY	
1 -	OUTLAP	22.245	120.9	11.520	16.035	110.9		09:16:37.023	
2 -	17.243	21.447	121.7	10.580	15.947	111.0	1:05.217	90.55 2.520 09:17:42.240	
3 -	17.119	21.553	119.6	10.689	15.865	111.4	1:05.226	90.54 2.529 09:18:47.466	
4 -	17.064	21.306	120.2	10.558	15.667	112.4	1:04.595	91.42 1.898 09:19:52.061	
5 -	16.868	21.150	121.7	10.885	IN PIT		1:09.598 P	84.85 6.901 09:21:01.659	
6 -	OUTLAP	21.157	120.2	10.629	15.639	112.4	1:37.581	60.52 34.884 09:22:39.240	
7 -	16.941	21.086	120.4	10.479	15.705	112.0	1:04.211	91.97 1.514 09:23:43.451	
8 -	16.873	21.043	119.8	10.334	15.700	112.8	1:03.950	92.34 1.253 09:24:47.401	
9 -	16.965	21.196	119.1	10.399	15.613	111.4	1:04.173	92.02 1.476 09:25:51.574	
10 -	17.039	20.970	119.4	10.267	15.715	111.2	1:03.991	92.28 1.294 09:26:55.565	
11 -	16.982	20.966	122.0	10.322	15.709	112.2	1:03.979	92.30 1.282 09:27:59.544	
12 -	16.974	21.154	119.6	10.513	15.704	111.2	1:04.345	91.78 1.648 09:29:03.889	
13 -	17.076	21.207	120.0	10.365	15.606	112.2	1:04.254	91.91 1.557 09:30:08.143	
14 -	17.045	20.791	121.3	10.270	15.665	112.6	1:03.771	92.60 1.074 09:31:11.914	
15 -	16.912	20.822	121.7	10.378	15.641	113.3	1:03.753	92.63 1.056 09:32:15.667	
16 -	16.781	21.216	121.5	10.346	15.325	116.3	1:03.668	92.75 0.971 09:33:19.335	
17 -	16.663	20.534	124.9	10.502	15.303	117.2	1:03.002 D	93.73 0.305 09:34:22.337	
18 -	16.641	20.782	126.3	10.265	15.354	115.7	1:03.042	93.67 0.345 09:35:25.379	
19 -	16.579	20.612	123.1	10.203	15.635	113.3	1:03.029 (3)	93.69 0.332 09:36:28.408	
20 -	16.884	20.951	122.2	10.461	15.497	115.1	1:03.793 D	92.57 1.096 09:37:32.201	
21 -	16.531	20.591	126.1	10.313	15.262	118.2	1:02.697 (1)	94.19	09:38:34.898
22 -	16.596	20.744	126.1	10.348	15.396	115.9	1:03.084	93.61 0.387 09:39:37.982	
23 -	16.553	20.590	125.9	10.415	15.298	116.6	1:02.856 (2)	93.95 0.159 09:40:40.838	

MCRCB BULLETIN TK133

2023 Bennetts British Superbike Championship - Round 1

2023 R&G British Talent Cup

QUALIFYING - SECTOR ANALYSIS



SECTOR 1 = FL to I1, SECTOR 2 = I1 to I2 SECTOR 3 = I2 to I3, SECTOR 4 = I3 to FL, DIFF = Difference To Personal Best Lap, P = Crossed Finish Line in Pit Lane, D = Time Disallowed

P19 42		Ben JOLLIFFE				Honda - Wilson Racing					
IDEAL LAP TIME : 1:02.612		BEST LAP TIME : 1:02.697				DIFFERENCE : 0.085					
LAP	SECTOR 1	SECTOR 2		SECTOR 3		SECTOR 4		LAP TIME	MPH	DIFF	TIME OF DAY
1 -	OUTLAP	22.538	120.9	11.432	16.057	113.5					09:18:11.560
2 -	17.338	21.392	121.3	10.964	15.813	113.5	1:05.507	90.15	2.810		09:19:17.067
3 -	17.108	21.023	121.7	10.548	15.613	114.7	1:04.292	91.85	1.595		09:20:21.359
4 -	17.011	21.032	121.5	10.584	15.609	113.9	1:04.236	91.93	1.539		09:21:25.595
5 -	16.966	21.226	121.3	10.502	15.532	114.1	1:04.226	91.95	1.529		09:22:29.821
6 -	16.974	20.870	122.2	10.467	15.625	113.9	1:03.936	92.36	1.239		09:23:33.757
7 -	17.061	20.909	122.0	10.453	15.504	114.1	1:03.927	92.38	1.230		09:24:37.684
8 -	16.993	21.016	124.5	10.371	15.705	113.3	1:04.085	92.15	1.388		09:25:41.769
9 -	16.970	21.029	122.0	10.413	15.501	114.3	1:03.913	92.40	1.216		09:26:45.682
10 -	16.886	20.709	123.3	10.641	15.680	114.5	1:03.916	92.39	1.219		09:27:49.598
11 -	16.875	20.728	122.6	10.410	IN PIT		1:10.594	P 83.65	7.897		09:29:00.192
12 -	OUTLAP	21.435	122.4	10.932	15.597	113.5	1:24.065	70.25	21.368		09:30:24.257
13 -	16.949	20.573	123.1	10.349	15.462	113.7	1:03.333	93.24	0.636		09:31:27.590
14 -	16.847	20.542	123.8	10.343	15.347	114.9	1:03.079	93.62	0.382		09:32:30.669
15 -	16.741	20.514	124.5	10.274	15.168	118.2	1:02.697 (1)	94.19			09:33:33.366
16 -	17.141	21.313	125.4	10.618	IN PIT		1:11.339	P 82.78	8.642		09:34:44.705
17 -	OUTLAP	21.323	123.3	10.584	15.595	114.5	1:24.157	70.17	21.460		09:36:08.862
18 -	16.960	20.828	123.1	10.350	15.604	113.1	1:03.742	92.64	1.045		09:37:12.604
19 -	16.793	20.500	124.7	10.263	15.513	113.5	1:03.069 (3)	93.63	0.372		09:38:15.673
20 -	16.795	20.529	124.0	10.203	15.400	114.3	1:02.927 (2)	93.84	0.230		09:39:18.600
21 -	16.882	20.624	123.5	10.374	15.470	114.3	1:03.350	93.22	0.653		09:40:21.950

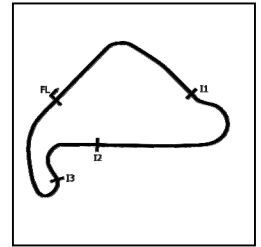
P20 99		Peter WILLIS				Honda - Belfast Chauffer Hire by WM-Racing					
IDEAL LAP TIME : 1:02.625		BEST LAP TIME : 1:02.701				DIFFERENCE : 0.076					
LAP	SECTOR 1	SECTOR 2		SECTOR 3		SECTOR 4		LAP TIME	MPH	DIFF	TIME OF DAY
1 -	OUTLAP	22.718	122.0	11.443	16.291	114.5					09:16:13.019
2 -	17.609	22.673	123.1	10.906	15.777	117.6	1:06.965	88.19	4.264		09:17:19.984
3 -	17.024	20.989	126.1	10.414	15.824	116.3	1:04.251	91.91	1.550		09:18:24.235
4 -	17.104	21.106	124.7	10.627	15.954	115.3	1:04.791	91.14	2.090		09:19:29.026
5 -	17.233	21.064	124.5	10.455	15.907	115.5	1:04.659	91.33	1.958		09:20:33.685
6 -	17.148	21.133	123.3	10.403	15.862	114.9	1:04.546	91.49	1.845		09:21:38.231
7 -	17.105	21.024	124.0	10.251	15.915	115.5	1:04.295	91.85	1.594		09:22:42.526
8 -	17.115	21.030	124.0	10.604	15.816	115.3	1:04.565	91.46	1.864		09:23:47.091
9 -	17.186	21.140	123.5	10.563	IN PIT		1:12.888	P 81.02	10.187		09:24:59.979
10 -	OUTLAP	21.530	122.4	10.997	16.146	114.7	3:07.794	31.44	2:05.093		09:28:07.773
11 -	17.530	21.713	122.2	11.168	16.814	116.3	1:07.225	87.84	4.524		09:29:14.998
12 -	17.006	21.073	117.9	10.461	15.701	117.0	1:04.241	91.92	1.540		09:30:19.239
13 -	17.034	21.039	121.7	10.927	15.771	117.4	1:04.771	91.17	2.070		09:31:24.010
14 -	17.134	20.948	123.1	10.541	15.543	116.3	1:04.166	92.03	1.465		09:32:28.176
15 -	16.887	20.713	125.4	10.190	15.613	116.6	1:03.403	93.14	0.702		09:33:31.579
16 -	16.932	20.771	124.9	10.099	15.649	115.7	1:03.451	93.07	0.750		09:34:35.030
17 -	16.843	20.672	123.3	10.124	15.601	116.3	1:03.240 (3)	93.38	0.539		09:35:38.270
18 -	16.806	20.904	126.3	10.299	15.643	117.6	1:03.652	92.78	0.951		09:36:41.922
19 -	16.696	20.961	126.6	10.128	15.539	117.8	1:03.324	93.26	0.623		09:37:45.246
20 -	16.725	20.450	126.3	10.208	15.522	116.1	1:02.905 (2)	93.88	0.204		09:38:48.151
21 -	17.160	20.491	125.4	10.162	15.432	118.0	1:03.245	93.37	0.544		09:39:51.396
22 -	16.755	20.417	126.1	10.080	15.449	118.2	1:02.701 (1)	94.18			09:40:54.097

MCRCB BULLETIN TK133

2023 Bennetts British Superbike Championship - Round 1

2023 R&G British Talent Cup

QUALIFYING - SECTOR ANALYSIS



SECTOR 1 = FL to I1, SECTOR 2 = I1 to I2 SECTOR 3 = I2 to I3, SECTOR 4 = I3 to FL, DIFF = Difference To Personal Best Lap, P = Crossed Finish Line in Pit Lane, D = Time Disallowed

P21 27		Ted WILKINSON				Honda - Team RMB					
IDEAL LAP TIME : 1:02.504		BEST LAP TIME : 1:02.720				DIFFERENCE : 0.216					
LAP	SECTOR 1	SECTOR 2		SECTOR 3		SECTOR 4		LAP TIME	MPH	DIFF	TIME OF DAY
1 -	OUTLAP	22.442	122.9	11.095	16.114	112.2					09:17:03.103
2 -	17.673	21.944	123.5	10.930	15.938	115.3	1:06.485	88.82	3.765		09:18:09.588
3 -	16.848	21.269	124.0	10.360	15.712	114.1	1:04.189	92.00	1.469		09:19:13.777
4 -	16.815	20.744	124.2	10.231	15.626	115.3	1:03.416	93.12	0.696		09:20:17.193
5 -	16.770	20.692	124.0	10.212	15.633	114.9	1:03.307	93.28	0.587		09:21:20.500
6 -	16.895	21.099	121.7	10.270	15.687	113.5	1:03.951	92.34	1.231		09:22:24.451
7 -	17.110	20.847	122.4	10.828			1:16.455	P	77.24	13.735	09:23:40.906
8 -	OUTLAP	22.509	116.7	10.695	16.053	111.0	2:42.876	36.25	1:40.156		09:26:23.782
9 -	17.376	21.102	121.3	10.486	15.781	111.8	1:04.745	91.21	2.025		09:27:28.527
10 -	17.016	20.840	121.5	10.293	15.966	111.0	1:04.115	92.11	1.395		09:28:32.642
11 -	17.373	20.997	123.5	10.138			1:06.871	P	88.31	4.151	09:29:39.513
12 -	OUTLAP	20.844	122.4	10.442	15.596	113.9	1:29.204	66.20	26.484		09:31:08.717
13 -	16.902	20.683	124.7	10.320	15.322	117.0	1:03.227	93.40	0.507		09:32:11.944
14 -	16.827	20.632	125.4	10.225	15.386	115.5	1:03.070	(3)	93.63	0.350	09:33:15.014
15 -	16.805	20.474	125.4	10.071	15.370	114.9	1:02.720	(1)	94.15		09:34:17.734
16 -	16.804	20.725	124.2	10.239	15.511	111.6	1:03.279	93.32	0.559		09:35:21.013
17 -	17.588	21.109	125.6	10.132	15.579	113.9	1:04.408	91.69	1.688		09:36:25.421
18 -	16.863	20.926	122.9	10.213	15.847	112.2	1:03.849	92.49	1.129		09:37:29.270
19 -	17.118	20.514	125.2	9.982	15.474	114.1	1:03.088	93.61	0.368		09:38:32.358
20 -	16.739	20.461	124.2	10.061	15.648	113.1	1:02.909	(2)	93.87	0.189	09:39:35.267
21 -	16.881	20.624	123.3	10.169	15.678	112.2	1:03.352	93.21	0.632		09:40:38.619

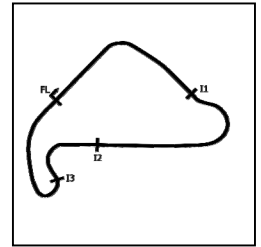
P22 71		Daniel GOODMAN				Honda - VisionTrack Racing Team					
IDEAL LAP TIME : 1:02.712		BEST LAP TIME : 1:02.846				DIFFERENCE : 0.134					
LAP	SECTOR 1	SECTOR 2		SECTOR 3		SECTOR 4		LAP TIME	MPH	DIFF	TIME OF DAY
1 -	OUTLAP	23.291	116.9	11.347	16.296	112.4					09:16:52.180
2 -	17.499	21.646	121.1	10.755	16.122	112.4	1:06.022	89.45	3.176		09:17:58.202
3 -	17.380	21.612	120.4	10.710	15.999	112.8	1:05.701	89.88	2.855		09:19:03.903
4 -	17.284	21.439	120.9	10.551	15.760	112.9	1:05.034	90.80	2.188		09:20:08.937
5 -	17.256	20.962	124.5	10.637	15.658	114.3	1:04.513	91.54	1.667		09:21:13.450
6 -	16.791	20.763	124.5	10.405	15.654	114.5	1:03.613	92.83	0.767		09:22:17.063
7 -	16.991	20.928	123.5	10.407	15.492	115.5	1:03.818	92.53	0.972		09:23:20.881
8 -	16.713	20.866	123.3	10.421	15.815	113.7	1:03.815	92.54	0.969		09:24:24.696
9 -	16.829	20.828	123.8	10.445			1:09.666	P	84.77	6.820	09:25:34.362
10 -	OUTLAP	21.984	122.0	10.642	15.863	111.6	1:45.206	56.13	42.360		09:27:19.568
11 -	17.100	21.027	120.9	10.683	15.805	111.8	1:04.615	91.39	1.769		09:28:24.183
12 -	17.302	20.786	124.0	10.599	15.596	115.3	1:04.283	91.86	1.437		09:29:28.466
13 -	16.740	20.652	124.9	10.560	15.498	116.6	1:03.450	93.07	0.604		09:30:31.916
14 -	16.726	20.815	123.3	10.488	15.921	111.6	1:03.950	92.34	1.104		09:31:35.866
15 -	17.002	20.840	122.4	10.457	15.641	113.3	1:03.940	92.36	1.094		09:32:39.806
16 -	16.927	20.801	122.0	10.406			1:11.562	P	82.52	8.716	09:33:51.368
17 -	OUTLAP	21.641	122.9	10.642	15.803	113.5	1:46.644	55.37	43.798		09:35:38.012
18 -	16.901	20.728	124.2	10.473	15.534	115.9	1:03.636	92.80	0.790		09:36:41.648
19 -	16.658	20.666	121.3	10.467	15.451	115.5	1:03.242	93.38	0.396		09:37:44.890
20 -	16.608	20.386	125.2	10.467	15.604	113.7	1:03.065	(3)	93.64	0.219	09:38:47.955
21 -	16.729	20.542	127.3	10.294	15.487	115.5	1:03.052	(2)	93.66	0.206	09:39:51.007
22 -	16.639	20.489	124.5	10.278	15.440	114.7	1:02.846	(1)	93.97		09:40:53.853

MCRCB BULLETIN TK133

2023 Bennetts British Superbike Championship - Round 1

2023 R&G British Talent Cup

QUALIFYING - SECTOR ANALYSIS



SECTOR 1 = FL to I1, SECTOR 2 = I1 to I2, SECTOR 3 = I2 to I3, SECTOR 4 = I3 to FL, DIFF = Difference To Personal Best Lap, P = Crossed Finish Line in Pit Lane, D = Time Disallowed

P23 8		Alfie DAVIDSON		Honda - Banks Racing							
IDEAL LAP TIME : 1:02.702		BEST LAP TIME : 1:02.847		DIFFERENCE : 0.145							
LAP	SECTOR 1	SECTOR 2		SECTOR 3		SECTOR 4		LAP TIME	MPH	DIFF	TIME OF DAY
1 -	OUTLAP	22.421	121.5	10.984	16.059	113.5					09:16:33.183
2 -	17.378	21.370	122.9	10.522	15.754	113.7	1:05.024	90.82	2.177		09:17:38.207
3 -	17.203	21.146	122.6	10.361	15.742	113.5	1:04.452	91.62	1.605		09:18:42.659
4 -	17.202	21.040	122.4	10.342	IN PIT		1:12.777	P	81.14	9.930	09:19:55.436
5 -	OUTLAP	21.556	121.5	11.221	16.003	113.3	1:59.600	49.37	56.753		09:21:55.036
6 -	17.187	21.086	120.9	10.401	15.870	112.8	1:04.544	91.49	1.697		09:22:59.580
7 -	17.619	21.747	119.1	10.649	IN PIT		1:13.506	P	80.34	10.659	09:24:13.086
8 -	OUTLAP	22.829	115.9	10.974	17.267	112.2	2:00.051	49.19	57.204		09:26:13.137
9 -	17.469	21.669	120.9	10.735	17.443	115.3	1:07.316	87.73	4.469		09:27:20.453
10 -	16.915	20.953	124.2	10.418	15.653	117.2	1:03.939	92.36	1.092		09:28:24.392
11 -	16.984	20.855	124.9	10.271	15.607	115.1	1:03.717	92.68	0.870		09:29:28.109
12 -	16.876	20.836	124.5	10.362	15.546	114.5	1:03.620	92.82	0.773		09:30:31.729
13 -	16.904	21.081	124.7	10.394	IN PIT		1:11.004	P	83.17	8.157	09:31:42.733
14 -	OUTLAP	21.236	122.9	10.650	15.739	114.3	1:46.875	55.25	44.028		09:33:29.608
15 -	16.855	20.694	125.6	10.089	15.451	116.3	1:03.089	(3)	93.60	0.242	09:34:32.697
16 -	16.988	20.861	122.2	10.135	15.547	116.8	1:03.241	93.38	0.394		09:35:35.938
17 -	16.837	20.840	122.4	10.262	15.640	112.8	1:03.579	92.88	0.732		09:36:39.517
18 -	17.347	22.814	125.2	10.314	15.456	115.3	1:05.931	89.57	3.084		09:37:45.448
19 -	16.693	20.606	124.0	10.219	15.329	116.6	1:02.847	(1)	93.96		09:38:48.295
20 -	16.678	20.619	128.8	10.163	15.466	116.6	1:02.926	(2)	93.85	0.079	09:39:51.221
21 -	17.190	22.331	112.7	10.524	15.947	109.2	1:05.992	89.49	3.145		09:40:57.213

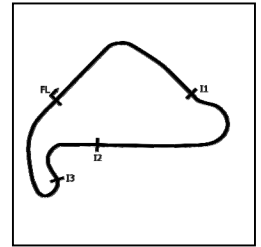
P24 88		Sviatoslav PYLYPENKO		Honda - Microlise Cresswell Racing							
IDEAL LAP TIME : 1:02.884		BEST LAP TIME : 1:03.011		DIFFERENCE : 0.127							
LAP	SECTOR 1	SECTOR 2		SECTOR 3		SECTOR 4		LAP TIME	MPH	DIFF	TIME OF DAY
1 -	OUTLAP	22.323	118.1	10.395	16.136	111.4					09:17:29.495
2 -	17.364	21.313	120.4	10.439	15.790	111.8	1:04.906	90.98	1.895		09:18:34.401
3 -	17.097	21.122	120.0	9.993	15.761	112.2	1:03.973	92.31	0.962		09:19:38.374
4 -	17.040	21.139	119.1	10.003	15.721	111.6	1:03.903	92.41	0.892		09:20:42.277
5 -	17.006	21.020	120.0	9.947	15.721	112.4	1:03.694	92.71	0.683		09:21:45.971
6 -	17.058	20.990	120.4	10.014	15.623	112.6	1:03.685	92.73	0.674		09:22:49.656
7 -	16.977	20.976	120.6	10.011	15.677	112.2	1:03.641	92.79	0.630		09:23:53.297
8 -	17.291	21.451	117.9	13.325	IN PIT		1:12.153	P	81.84	9.142	09:25:05.450
9 -	OUTLAP	21.556	120.4	10.665	16.087	111.6	6:42.305	14.67	5:39.294		09:31:47.755
10 -	17.085	21.073	121.5	10.172	15.793	112.2	1:04.123	92.09	1.112		09:32:51.878
11 -	16.936	20.866	122.0	10.074	15.698	112.4	1:03.574	92.89	0.563		09:33:55.452
12 -	16.928	20.751	121.3	10.021	15.752	112.4	1:03.452	93.07	0.441		09:34:58.904
13 -	16.943	20.910	121.1	9.972	15.615	112.8	1:03.440	(3)	93.09	0.429	09:36:02.344
14 -	16.839	20.756	122.9	9.921	15.495	114.3	1:03.011	(1)	93.72		09:37:05.355
15 -	16.874	20.781	124.2	10.390	15.619	113.9	1:03.664	92.76	0.653		09:38:09.019
16 -	16.784	20.784	121.3	9.854	15.633	111.2	1:03.055	(2)	93.65	0.044	09:39:12.074
17 -	17.067	21.563	121.7	10.464	15.615	114.1	1:04.709	91.26	1.698		09:40:16.783

MCRCB BULLETIN TK133

2023 Bennetts British Superbike Championship - Round 1

2023 R&G British Talent Cup

QUALIFYING - SECTOR ANALYSIS



SECTOR 1 = FL to I1, SECTOR 2 = I1 to I2 SECTOR 3 = I2 to I3, SECTOR 4 = I3 to FL, DIFF = Difference To Personal Best Lap, P = Crossed Finish Line in Pit Lane, D = Time Disallowed

P25 19		Scott McPHEE		Honda - SMP Racing					
IDEAL LAP TIME : 1:02.786		BEST LAP TIME : 1:03.256		DIFFERENCE : 0.470					
LAP	SECTOR 1	SECTOR 2	SECTOR 3	SECTOR 4	LAP TIME	MPH	DIFF	TIME OF DAY	
1 -	OUTLAP	22.194	121.7	10.814	16.281	112.9		09:16:54.253	
2 -	17.888	21.377	123.8	10.802	16.171	113.9	4:06.238 D	09:18:00.491	
3 -	17.089	21.073	123.5	10.779	15.676	117.0	1:04.617	09:19:05.108	
4 -	16.779	21.213	125.9	10.721	15.784	115.3	1:04.497	09:20:09.605	
5 -	16.920	20.963	125.6	10.615	15.615	116.3	1:04.113	09:21:13.718	
6 -	16.824	21.128	125.2	10.567	15.713	116.1	1:04.232	09:22:17.950	
7 -	16.716	20.913	124.5	10.275	15.605	116.1	1:03.509	09:23:21.459	
8 -	16.607	20.769	124.7	10.354	15.858	114.5	1:03.588	09:24:25.047	
9 -	16.769	20.866	124.0	10.374	IN PIT		1:09.246 P	09:25:34.293	
10 -	OUTLAP	23.350	113.3	10.845	16.137	114.1	5:27.450	09:31:01.743	
11 -	17.060	21.033	123.1	10.360	15.905	112.8	1:04.358	09:32:06.101	
12 -	17.075	20.933	121.7	10.260	15.792	113.9	1:04.060	09:33:10.161	
13 -	17.003	20.885	125.6	11.100	15.658	114.9	1:04.646	09:34:14.807	
14 -	16.699	20.633	124.2	10.323	15.601	114.3	1:03.256 (1)	09:35:18.063	
15 -	16.772	20.980	124.9	10.178	15.686	114.7	1:03.616	09:36:21.679	
16 -	16.989	20.635	125.4	10.140	15.524	115.3	1:03.288 (3)	09:37:24.967	
17 -	16.787	20.970	127.0	10.866	15.748	114.9	1:04.371	09:38:29.338	
18 -	16.707	20.515	126.1	10.374	15.670	115.5	1:03.266 (2)	09:39:32.604	
19 -	16.859	20.816	124.7	10.280	15.612	115.1	1:03.567	09:40:36.171	

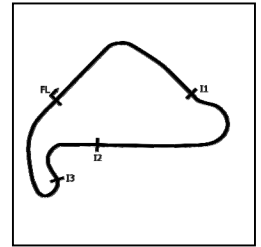
P26 70		Oilly HORNER		Honda - Mortimer Racing Victoria House Academy					
IDEAL LAP TIME : 1:03.192		BEST LAP TIME : 1:03.529		DIFFERENCE : 0.337					
LAP	SECTOR 1	SECTOR 2	SECTOR 3	SECTOR 4	LAP TIME	MPH	DIFF	TIME OF DAY	
1 -	OUTLAP	22.970	118.7	10.883	16.178	111.0		09:17:42.844	
2 -	17.360	21.251	122.2	10.567	15.729	113.9	1:04.907	09:18:47.751	
3 -	17.250	21.034	122.6	10.727	15.650	114.3	1:04.661	09:19:52.412	
4 -	17.058	21.291	122.0	10.581	16.210	112.6	1:05.140	09:20:57.552	
5 -	17.265	21.112	120.6	10.326	15.768	112.9	1:04.471	09:22:02.023	
6 -	17.055	20.910	121.7	10.318	15.655	113.7	1:03.938	09:23:05.961	
7 -	17.047	21.511	122.0	10.448	15.887	115.3	1:04.893	09:24:10.854	
8 -	16.806	20.966	123.1	10.271	16.000	110.7	1:04.043	09:25:14.897	
9 -	17.311	21.022	121.7	10.271	15.628	114.1	1:04.232	09:26:19.129	
10 -	16.957	20.908	120.4	10.340	15.716	115.3	1:03.921	09:27:23.050	
11 -	16.938	20.897	123.5	10.296	IN PIT		1:16.568 P	09:28:39.618	
12 -	OUTLAP	21.922	120.9	10.295	15.879	112.4	2:02.657	09:30:42.275	
13 -	17.226	20.808	122.4	10.226	15.846	112.8	1:04.106	09:31:46.381	
14 -	17.011	20.695	122.4	10.169	15.714	112.9	1:03.589 (3)	09:32:49.970	
15 -	16.924	20.705	122.2	10.245	15.655	113.1	1:03.529 (1)	09:33:53.499	
16 -	16.958	20.657	122.9	10.226	15.719	112.4	1:03.560 (2)	09:34:57.059	
17 -	17.037	20.775	122.0	10.218	15.789	111.8	1:03.819	09:36:00.878	
18 -	17.212	21.026	120.4	10.269	15.746	111.8	1:04.253	09:37:05.131	
19 -	17.017	20.768	123.1	10.201	15.767	112.0	1:03.753	09:38:08.884	
20 -	17.048	20.742	121.5	10.282	15.725	113.1	1:03.797	09:39:12.681	
21 -	16.904	20.757	121.5	10.101	15.868	112.6	1:03.630	09:40:16.311	

MCRCB BULLETIN TK133

2023 Bennetts British Superbike Championship - Round 1

2023 R&G British Talent Cup

QUALIFYING - SECTOR ANALYSIS



SECTOR 1 = FL to I1, SECTOR 2 = I1 to I2, SECTOR 3 = I2 to I3, SECTOR 4 = I3 to FL, DIFF = Difference To Personal Best Lap, P = Crossed Finish Line in Pit Lane, D = Time Disallowed

P27 28		Charlie BARNES				Honda - Talentum Motorsport by Azure Notions				
IDEAL LAP TIME : 1:03.440		BEST LAP TIME : 1:03.584		DIFFERENCE : 0.144						
LAP	SECTOR 1	SECTOR 2		SECTOR 3		SECTOR 4	LAP TIME	MPH	DIFF	TIME OF DAY
1 -	OUTLAP	21.858	119.1	10.756	16.116	111.2				09:16:16.681
2 -	17.235	21.457	120.2	11.027	16.207	111.4	1:05.926	89.58	2.342	09:17:22.607
3 -	17.187	21.408	119.8	10.376	15.825	111.6	1:04.796	91.14	1.212	09:18:27.403
4 -	17.193	21.355	120.0	10.982	15.972	111.2	1:05.502	90.16	1.918	09:19:32.905
5 -	17.256	21.120	119.8	10.305	15.966	111.0	1:04.647	91.35	1.063	09:20:37.552
6 -	17.223	21.407	119.1	10.401	15.895	111.2	1:04.926	90.95	1.342	09:21:42.478
7 -	17.214	21.034	119.8	10.394	15.765	111.6	1:04.407	91.69	0.823	09:22:46.885
8 -	17.089	20.940	119.6	10.336	15.815	112.0	1:04.180	92.01	0.596	09:23:51.065
9 -	17.047	21.064	119.8	10.358	15.945	110.7	1:04.414	91.68	0.830	09:24:55.479
10 -	17.269	21.449	118.7	10.380	15.902	110.7	1:05.000	90.85	1.416	09:26:00.479
11 -	17.230	21.361	118.7	10.514	16.007	110.5	1:05.112	90.70	1.528	09:27:05.591
12 -	17.161	21.086	119.8	10.371	15.828	112.8	1:04.446	91.63	0.862	09:28:10.037
13 -	17.088	21.144	120.9	10.369	15.943	111.4	1:04.544	91.49	0.960	09:29:14.581
14 -	17.183	21.098	121.1	10.264	15.808	113.3	1:04.353	91.76	0.769	09:30:18.934
15 -	17.066	21.177	119.4	10.844	15.794	113.5	1:04.881	91.02	1.297	09:31:23.815
16 -	17.109	21.103	125.2	10.405	15.685	112.8	1:04.302	91.84	0.718	09:32:28.117
17 -	17.155	20.883	122.9	10.782	15.945	112.6	1:04.765	91.18	1.181	09:33:32.882
18 -	17.055	20.962	121.5	10.467	15.763	112.6	1:04.247	91.92	0.663	09:34:37.129
19 -	17.081	20.971	120.4	10.354	16.020	112.2	1:04.426	91.66	0.842	09:35:41.555
20 -	17.026	20.610	123.8	10.304	15.777	112.9	1:03.717 (2)	92.68	0.133	09:36:45.272
21 -	16.909	20.754	122.2	10.245	15.676	112.4	1:03.584 (1)	92.87		09:37:48.856
22 -	16.993	20.863	121.7	10.278	15.806	112.6	1:03.940 (3)	92.36	0.356	09:38:52.796
23 -	17.042	21.470	119.4	10.909	IN PIT		1:15.014 P	78.72	11.430	09:40:07.810

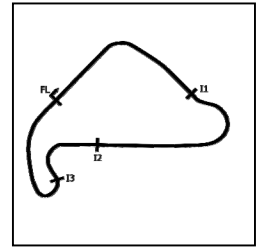
P28 33		Eli BANISH				Honda - VisionTrack Racing Team				
IDEAL LAP TIME : 1:03.504		BEST LAP TIME : 1:03.590		DIFFERENCE : 0.086						
LAP	SECTOR 1	SECTOR 2		SECTOR 3		SECTOR 4	LAP TIME	MPH	DIFF	TIME OF DAY
1 -	OUTLAP	23.655	115.7	11.882	16.534	110.9				09:16:52.998
2 -	17.924	21.980	121.5	11.156	16.492	109.6	1:07.552	87.42	3.962	09:18:00.550
3 -	17.554	21.602	122.9	11.001	16.159	113.1	1:06.316	89.05	2.726	09:19:06.866
4 -	17.290	21.509	123.5	10.917	16.224	111.6	1:05.940	89.56	2.350	09:20:12.806
5 -	17.126	21.371	122.9	10.744	16.114	112.8	1:05.355	90.36	1.765	09:21:18.161
6 -	17.200	21.331	121.5	10.734	16.005	113.1	1:05.270	90.48	1.680	09:22:23.431
7 -	17.078	21.100	124.0	10.526	15.919	113.9	1:04.623	91.38	1.033	09:23:28.054
8 -	17.079	21.183	122.6	10.590	16.049	113.7	1:04.901	90.99	1.311	09:24:32.955
9 -	17.153	21.160	122.2	10.574	15.878	114.1	1:04.765	91.18	1.175	09:25:37.720
10 -	17.067	21.275	121.7	10.508	16.053	111.4	1:04.903	90.99	1.313	09:26:42.623
11 -	17.296	21.305	121.7	10.599	15.934	112.4	1:05.134	90.66	1.544	09:27:47.757
12 -	17.284	21.246	121.7	10.610	15.983	112.9	1:05.123	90.68	1.533	09:28:52.880
13 -	17.117	21.230	121.7	10.402	16.041	112.6	1:04.790	91.15	1.200	09:29:57.670
14 -	17.162	21.076	121.5	10.416	15.707	115.9	1:04.361	91.75	0.771	09:31:02.031
15 -	16.896	21.161	120.6	10.423	15.721	114.9	1:04.201	91.98	0.611	09:32:06.232
16 -	17.059	21.166	120.2	10.558	15.741	115.5	1:04.524	91.52	0.934	09:33:10.756
17 -	16.911	20.936	124.7	10.771	15.648	116.8	1:04.266	91.89	0.676	09:34:15.022
18 -	16.877	21.215	124.0	20.412	16.509	112.6	1:15.013	78.72	11.423	09:35:30.035
19 -	16.997	20.875	124.0	10.455	15.897	114.1	1:04.224	91.95	0.634	09:36:34.259
20 -	16.937	20.911	123.5	10.371	15.791	114.7	1:04.010	92.26	0.420	09:37:38.269
21 -	16.833	20.831	124.5	10.288	15.834	114.5	1:03.786 (2)	92.58	0.196	09:38:42.055
22 -	16.820	20.879	123.1	10.374	15.759	114.3	1:03.832 (3)	92.51	0.242	09:39:45.887
23 -	16.821	20.748	126.3	10.314	15.707	114.7	1:03.590 (1)	92.87		09:40:49.477

MCRCB BULLETIN TK133

2023 Bennetts British Superbike Championship - Round 1

2023 R&G British Talent Cup

QUALIFYING - SECTOR ANALYSIS



SECTOR 1 = FL to I1, SECTOR 2 = I1 to I2 SECTOR 3 = I2 to I3, SECTOR 4 = I3 to FL, DIFF = Difference To Personal Best Lap, P = Crossed Finish Line in Pit Lane, D = Time Disallowed

P29 11		Iwan JONES		Honda - Jones Brothers Racing Team							
IDEAL LAP TIME : 1:03.496		BEST LAP TIME : 1:03.634		DIFFERENCE : 0.138							
LAP	SECTOR 1	SECTOR 2		SECTOR 3		SECTOR 4		LAP TIME	MPH	DIFF	TIME OF DAY
1 -	OUTLAP	22.986	118.9	11.303		IN PIT					09:16:49.883
2 -	OUTLAP	22.702	122.0	11.105		16.425 111.6		2:56.897	33.38	1:53.263	09:19:46.780
3 -	18.127	21.890	119.6	11.047		16.109 111.2		1:07.173	87.91	3.539	09:20:53.953
4 -	17.478	21.750	119.1	10.860		15.892 112.2		1:05.980	89.50	2.346	09:21:59.933
5 -	17.283	21.303	120.4	10.688		15.640 113.9		1:04.914	90.97	1.280	09:23:04.847
6 -	17.327	21.582	121.1	10.736		IN PIT		1:10.621	P 83.62	6.987	09:24:15.468
7 -	OUTLAP	21.883	120.4	10.850		15.874 112.0		4:44.824	20.73	3:41.190	09:29:00.292
8 -	17.188	21.282	119.4	10.593		15.842 111.0		1:04.905	90.98	1.271	09:30:05.197
9 -	17.398	21.081	121.3	10.586		15.567 113.5		1:04.632	91.37	0.998	09:31:09.829
10 -	17.248	21.057	121.1	10.608		15.607 112.8		1:04.520	91.53	0.886	09:32:14.349
11 -	17.062	21.082	120.4	10.566		15.621 111.8		1:04.331	91.80	0.697	09:33:18.680
12 -	16.896	20.788	123.1	10.510		15.440 114.7		1:03.634 (1)	92.80		09:34:22.314
13 -	16.942	21.073	123.8	10.375		15.576 113.3		1:03.966	(3) 92.32	0.332	09:35:26.280
14 -	16.939	20.788	122.9	10.372		15.706 111.4		1:03.805	(2) 92.55	0.171	09:36:30.085
15 -	17.236	20.974	120.9	10.495		15.692 110.7		1:04.397	91.70	0.763	09:37:34.482
16 -	17.153	20.825	120.4	10.545		15.630 111.8		1:04.153	92.05	0.519	09:38:38.635
17 -	17.187	20.913	121.1	10.550		16.182 108.7		1:04.832	91.09	1.198	09:39:43.467
18 -	17.506	21.144	120.2	10.582		15.736 110.7		1:04.968	90.90	1.334	09:40:48.435

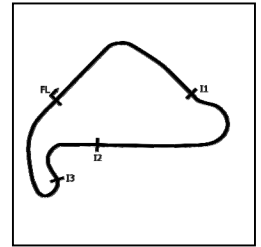
P30 66		Ronnie HARRIS		Honda - Team Harris Racing / FAB Racing							
IDEAL LAP TIME : 1:03.404		BEST LAP TIME : 1:03.673		DIFFERENCE : 0.269							
LAP	SECTOR 1	SECTOR 2		SECTOR 3		SECTOR 4		LAP TIME	MPH	DIFF	TIME OF DAY
1 -	OUTLAP	22.600	122.4	10.998		16.114 113.3					09:17:43.772
2 -	17.164	21.307	124.2	10.613		15.888 114.1		1:04.972	90.89	1.299	09:18:48.744
3 -	16.910	21.018	125.2	10.539		15.633 116.1		1:04.100	92.13	0.427	09:19:52.844
4 -	16.785	21.373	125.4	10.647		16.129 114.7		1:04.934	90.94	1.261	09:20:57.778
5 -	17.134	21.292	125.2	10.393		15.687 114.1		1:04.506	91.55	0.833	09:22:02.284
6 -	16.837	21.042	126.1	10.482		15.554 116.6		1:03.915	(3) 92.39	0.242	09:23:06.199
7 -	16.762	20.964	125.4	10.724		15.903 115.5		1:04.353	91.76	0.680	09:24:10.552
8 -	16.820	21.026	124.0	10.499		16.046 113.5		1:04.391	91.71	0.718	09:25:14.943
9 -	17.043	20.923	123.1	10.308		15.784 113.7		1:04.058	92.19	0.385	09:26:19.001
10 -	16.940	20.990	125.2	10.285		15.751 114.7		1:03.966	92.32	0.293	09:27:22.967
11 -	16.855	20.877	124.0	10.393		15.742 114.1		1:03.867	(2) 92.46	0.194	09:28:26.834
12 -	16.974	20.968	124.7	10.280		15.812 113.7		1:04.034	92.22	0.361	09:29:30.868
13 -	16.962	20.997	124.2	10.318		15.728 114.7		1:04.005	92.26	0.332	09:30:34.873
14 -	16.929	21.024	124.2	10.370		15.747 114.1		1:04.070	92.17	0.397	09:31:38.943
15 -	16.914	21.025	123.8	10.312		15.696 113.9		1:03.947	92.35	0.274	09:32:42.890
16 -	16.983	20.938	124.5	10.284		15.768 113.3		1:03.973	92.31	0.300	09:33:46.863
17 -	17.034	20.974	123.8	10.361		15.940 114.9		1:04.309	91.83	0.636	09:34:51.172
18 -	16.738	20.849	125.9	10.263		15.823 113.9		1:03.673 (1)	92.74		09:35:54.845
19 -	16.922	20.980	122.6	10.591		15.776 114.5		1:04.269	91.88	0.596	09:36:59.114
20 -	16.958	20.896	125.2	10.356		15.863 113.9		1:04.073	92.17	0.400	09:38:03.187
21 -	16.947	21.052	124.7	10.400		IN PIT		1:20.910	P 72.99	17.237	09:39:24.097

MCRCB BULLETIN TK133

2023 Bennetts British Superbike Championship - Round 1

2023 R&G British Talent Cup

QUALIFYING - SECTOR ANALYSIS



SECTOR 1 = FL to I1, SECTOR 2 = I1 to I2, SECTOR 3 = I2 to I3, SECTOR 4 = I3 to FL, DIFF = Difference To Personal Best Lap, P = Crossed Finish Line in Pit Lane, D = Time Disallowed

P31 67		George BOWES				Honda - Microlise Cresswell Racing					
IDEAL LAP TIME : 1:03.670		BEST LAP TIME : 1:03.841		DIFFERENCE : 0.171							
LAP	SECTOR 1	SECTOR 2		SECTOR 3		SECTOR 4		LAP TIME	MPH	DIFF	TIME OF DAY
1 -	OUTLAP	24.839	118.5	12.675	17.365	112.2					09:16:39.320
2 -	18.228	22.320	122.4	11.466	16.311	114.5	1:08.325	86.43	4.484		09:17:47.645
3 -	17.335	21.434	123.8	10.970	16.020	114.5	1:05.759	89.80	1.918		09:18:53.404
4 -	17.167	21.338	123.3	11.216	16.267	114.5	1:05.988	89.49	2.147		09:19:59.392
5 -	17.297	21.249	123.8	11.252	15.926	115.5	1:05.724	89.85	1.883		09:21:05.116
6 -	16.940	21.433	122.4	10.900	15.785	117.2	1:05.058	90.77	1.217		09:22:10.174
7 -	17.250	21.199	124.5	11.298	IN PIT		1:13.662	P 80.17	9.821		09:23:23.836
8 -	OUTLAP	22.345	122.2	11.009	16.228	113.3	4:43.606	20.82	3:39.765		09:28:07.442
9 -	17.351	21.613	122.6	10.837	16.067	113.9	1:05.868	89.65	2.027		09:29:13.310
10 -	17.203	21.558	122.9	10.759	15.925	114.3	1:05.445	90.23	1.604		09:30:18.755
11 -	17.069	21.282	124.7	10.638	15.919	114.7	1:04.908	90.98	1.067		09:31:23.663
12 -	17.044	21.143	125.2	11.238	15.693	117.6	1:05.118	90.69	1.277		09:32:28.781
13 -	16.699	21.063	126.3	10.840	15.655	118.4	1:04.257	(3) 91.90	0.416		09:33:33.038
14 -	17.268	21.036	126.1	10.697	15.648	117.2	1:04.649	91.34	0.808		09:34:37.687
15 -	17.143	21.162	126.3	10.737	15.633	117.4	1:04.675	91.31	0.834		09:35:42.362
16 -	16.712	20.872	126.1	10.508	15.799	116.8	1:03.891	(2) 92.43	0.050		09:36:46.253
17 -	16.723	20.830	126.1	10.556	15.732	115.9	1:03.841	(1) 92.50			09:37:50.094
18 -	16.856	21.056	125.9	10.930	IN PIT		1:12.335	P 81.64	8.494		09:39:02.429

P32 22		Josh O'BRIEN				Honda - VisionTrack Racing Team					
IDEAL LAP TIME : 1:06.213		BEST LAP TIME : 1:06.727		DIFFERENCE : 0.514							
LAP	SECTOR 1	SECTOR 2		SECTOR 3		SECTOR 4		LAP TIME	MPH	DIFF	TIME OF DAY
1 -	OUTLAP	25.471	115.5	12.269	17.857	103.8					09:17:24.269
2 -	19.118	23.842	108.7	11.982	17.732	103.7	1:12.674	81.26	5.947		09:18:36.943
3 -	18.982	23.592	118.1	11.486	17.437	107.1	1:11.497	82.60	4.770		09:19:48.440
4 -	18.480	22.932	115.5	11.386	17.295	108.8	1:10.093	84.25	3.366		09:20:58.533
5 -	18.253	23.098	116.9	11.008	16.679	109.9	1:09.038	85.54	2.311		09:22:07.571
6 -	18.113	22.538	116.7	11.166	16.921	107.2	1:08.738	85.91	2.011		09:23:16.309
7 -	18.315	22.692	118.5	11.164	16.604	111.6	1:08.775	85.86	2.048		09:24:25.084
8 -	18.025	22.395	117.3	11.294	16.654	110.5	1:08.368	86.38	1.641		09:25:33.452
9 -	18.051	22.653	117.1	11.515	16.948	109.2	1:09.167	85.38	2.440		09:26:42.619
10 -	17.879	21.924	117.9	11.336	16.711	110.7	1:07.850	87.04	1.123		09:27:50.469
11 -	17.834	21.915	115.9	11.247	17.015	107.9	1:08.011	86.83	1.284		09:28:58.480
12 -	18.291	22.303	116.3	11.175	16.992	105.0	1:08.761	85.88	2.034		09:30:07.241
13 -	18.285	21.900	118.3	10.950	16.599	111.8	1:07.734	87.18	1.007		09:31:14.975
14 -	17.410	21.813	120.4	11.005	16.499	111.0	1:06.727	(1) 88.50			09:32:21.702
15 -	18.027	22.549	116.1	11.126	16.307	111.6	1:08.009	86.83	1.282		09:33:29.711
16 -	17.712	22.095	118.5	11.129	16.489	109.4	1:07.425	87.58	0.698		09:34:37.136
17 -	17.725	21.874	119.6	11.034	16.314	111.6	1:06.947	88.21	0.220		09:35:44.083
18 -	17.884	21.991	119.8	10.774	16.545	108.3	1:07.194	D 87.88	0.467		09:36:51.277
19 -	17.699	21.836	117.1	11.034	16.350	109.9	1:06.919	(3) 88.25	0.192		09:37:58.196
20 -	17.854	21.722	119.8	10.906	16.348	110.1	1:06.830	(2) 88.36	0.103		09:39:05.026
21 -	17.811	22.015	116.1	11.133	16.534	108.7	1:07.493	87.50	0.766		09:40:12.519

MCRCB BULLETIN TK134

2023 Bennetts British Superbike Championship - Round 1

2023 R&G British Talent Cup

QUALIFYING - BEST SECTORS

SECTOR 1			SECTOR 2			SECTOR 3			SECTOR 4			IDEAL / BEST COMPARISON							
POS	NO	NAME	TIME	NO	NAME	TIME	NO	NAME	TIME	NO	NAME	TIME	POS	NO	NAME	IDEAL	BEST	DIFF	
																PERFECT LAP	1:00.650		
1	43	BRINTON	16.031	43	BRINTON	19.877	55	DESSOY	9.763	4	MOUNSEY	14.979	1	4	MOUNSEY	1:00.860	1:01.266	0.406	
2	4	MOUNSEY	16.036	4	MOUNSEY	19.938	29	BROWN	9.776	43	BRINTON	15.012	2	43	BRINTON	1:00.864	1:01.193	0.329	
3	52	BELFORD	16.057	1	GARNESS	20.094	88	PYLYPEN	9.854	23	STEPHEN	15.016	3	23	STEPHENSON	1:01.164	1:01.459	0.295	
4	23	STEPHEN	16.076	52	BELFORD	20.101	23	STEPHEN	9.896	52	BELFORD	15.079	4	52	BELFORD	1:01.170	1:01.414	0.244	
5	7	McCABE	16.221	23	STEPHEN	20.176	4	MOUNSEY	9.907	7	McCABE	15.103	5	1	GARNESS	1:01.545	1:01.843	0.298	
6	1	GARNESS	16.306	7	McCABE	20.243	52	BELFORD	9.933	42	JOLLIFF	15.168	6	7	McCABE	1:01.698	1:01.989	0.291	
7	64	EDMUNDS	16.340	40	CORREA	20.320	24	FROST	9.933	64	EDMUNDS	15.192	7	48	WALKER	1:01.918	1:02.158	0.240	
8	75	SUROWIA	16.384	76	HUNTING	20.333	43	BRINTON	9.944	1	GARNESS	15.195	8	55	DESSOY	1:01.936	1:02.087	0.151	
9	3	TURNER	16.431	48	WALKER	20.339	48	WALKER	9.945	48	WALKER	15.195	9	75	SUROWIAK	1:02.076	1:02.408	0.332	
10	48	WALKER	16.439	61	MACKAY	20.356	1	GARNESS	9.950	55	DESSOY	15.229	10	29	BROWN	1:02.097	1:02.320	0.223	
11	76	HUNTING	16.455	55	DESSOY	20.377	76	HUNTING	9.966	40	CORREA	15.244	11	76	HUNTINGFORD	1:02.138	1:02.138	0.000	
12	65	ROWAN	16.461	65	ROWAN	20.380	27	WILKINS	9.982	2	BANNIST	15.262	12	40	CORREA	1:02.167	1:02.456	0.289	
13	24	FROST	16.470	71	GOODMAN	20.386	75	SUROWIA	10.018	75	SUROWIA	15.273	13	64	EDMUNDS	1:02.255	1:02.632	0.377	
14	40	CORREA	16.480	75	SUROWIA	20.401	61	MACKAY	10.057	27	WILKINS	15.322	14	24	FROST	1:02.331	1:02.537	0.206	
15	29	BROWN	16.531	64	EDMUNDS	20.408	99	WILLIS	10.080	8	DAVIDSO	15.329	15	3	TURNER	1:02.361	1:02.663	0.302	
16	2	BANNIST	16.531	99	WILLIS	20.417	8	DAVIDSO	10.089	3	TURNER	15.341	16	61	MACKAY	1:02.423	1:02.479	0.056	
17	55	DESSOY	16.567	29	BROWN	20.432	70	HORNER	10.101	29	BROWN	15.358	17	65	ROWAN	1:02.500	1:02.511	0.011	
18	19	McPHEE	16.607	27	WILKINS	20.461	3	TURNER	10.116	61	MACKAY	15.368	18	27	WILKINSON	1:02.504	1:02.720	0.216	
19	71	GOODMAN	16.608	3	TURNER	20.473	40	CORREA	10.123	65	ROWAN	15.369	19	2	BANNISTER	1:02.530	1:02.697	0.167	
20	61	MACKAY	16.642	42	JOLLIFF	20.500	7	McCABE	10.131	24	FROST	15.377	20	42	JOLLIFFE	1:02.612	1:02.697	0.085	
21	8	DAVIDSO	16.678	19	McPHEE	20.515	19	McPHEE	10.140	76	HUNTING	15.384	21	99	WILLIS	1:02.625	1:02.701	0.076	
22	99	WILLIS	16.696	2	BANNIST	20.534	2	BANNIST	10.203	99	WILLIS	15.432	22	8	DAVIDSON	1:02.702	1:02.847	0.145	
23	67	BOWES	16.699	24	FROST	20.551	42	JOLLIFF	10.203	71	GOODMAN	15.440	23	71	GOODMAN	1:02.712	1:02.846	0.134	
24	66	HARRIS	16.738	8	DAVIDSO	20.606	28	BARNES	10.245	11	JONES	15.440	24	19	McPHEE	1:02.786	1:03.256	0.470	
25	27	WILKINS	16.739	28	BARNES	20.610	66	HARRIS	10.263	88	PYLYPEN	15.495	25	88	PYLYPENKO	1:02.884	1:03.011	0.127	
26	42	JOLLIFF	16.741	70	HORNER	20.657	71	GOODMAN	10.278	19	McPHEE	15.524	26	70	HORNER	1:03.192	1:03.529	0.337	
27	88	PYLYPEN	16.784	33	BANISH	20.748	33	BANISH	10.288	66	HARRIS	15.554	27	66	HARRIS	1:03.404	1:03.673	0.269	
28	70	HORNER	16.806	88	PYLYPEN	20.751	65	ROWAN	10.290	70	HORNER	15.628	28	28	BARNES	1:03.440	1:03.584	0.144	
29	33	BANISH	16.820	11	JONES	20.788	64	EDMUNDS	10.315	67	BOWES	15.633	29	11	JONES	1:03.496	1:03.634	0.138	
30	11	JONES	16.896	67	BOWES	20.830	11	JONES	10.372	33	BANISH	15.648	30	33	BANISH	1:03.504	1:03.590	0.086	
31	28	BARNES	16.909	66	HARRIS	20.849	67	BOWES	10.508	28	BARNES	15.676	31	67	BOWES	1:03.670	1:03.841	0.171	
32	22	O'BRIEN	17.410	22	O'BRIEN	21.722	22	O'BRIEN	10.774	22	O'BRIEN	16.307	32	22	O'BRIEN	1:06.213	1:06.727	0.514	

MCRCB BULLETIN TK135**2023 Bennetts British Superbike Championship - Round 1****2023 R&G British Talent Cup****QUALIFYING - BEST SPEEDS**

POS	INTERMEDIATE 1		INTERMEDIATE 2		INTERMEDIATE 3		FINISH LINE		
	NO	NAME	MPH	NO	NAME	MPH	NO	NAME	MPH
1			4	MOUNSEY	131.8		4	MOUNSEY	122.9
2			7	McCABE	131.3		7	McCABE	122.2
3			52	BELFORD	130.3		52	BELFORD	122.0
4			1	GARNESS	130.0		48	WALKER	120.6
5			43	BRINTON	129.8		64	EDMUNDS	120.4
6			64	EDMUNDS	129.8		1	GARNESS	120.2
7			23	STEPHENSON	129.5		43	BRINTON	119.7
8			55	DESSOY	128.8		23	STEPHENSON	119.5
9			8	DAVIDSON	128.8		24	FROST	119.1
10			48	WALKER	128.3		65	ROWAN	118.7
11			40	CORREA	128.3		3	TURNER	118.7
12			71	GOODMAN	127.3		40	CORREA	118.4
13			75	SUROWIAK	127.0		67	BOWES	118.4
14			65	ROWAN	127.0		75	SUROWIAK	118.2
15			3	TURNER	127.0		2	BANNISTER	118.2
16			19	McPHEE	127.0		42	JOLLIFFE	118.2
17			61	MACKAY	126.6		99	WILLIS	118.2
18			24	FROST	126.6		61	MACKAY	117.8
19			99	WILLIS	126.6		8	DAVIDSON	117.2
20			2	BANNISTER	126.3		55	DESSOY	117.0
21			33	BANISH	126.3		27	WILKINSON	117.0
22			67	BOWES	126.3		19	McPHEE	117.0
23			76	HUNTINGFORD	126.1		33	BANISH	116.8
24			66	HARRIS	126.1		71	GOODMAN	116.6
25			27	WILKINSON	125.6		66	HARRIS	116.6
26			29	BROWN	125.4		29	BROWN	115.9
27			42	JOLLIFFE	125.4		76	HUNTINGFORD	115.7
28			28	BARNES	125.2		70	HORNER	115.3
29			88	PYLYPENKO	124.2		11	JONES	114.7
30			11	JONES	123.8		88	PYLYPENKO	114.3
31			70	HORNER	123.5		28	BARNES	113.5
32			22	O'BRIEN	120.4		22	O'BRIEN	111.8

MCRCB BULLETIN TK136

2023 Bennetts British Superbike Championship - Round 1

2023 R&G British Talent Cup

QUALIFYING - STATISTICS

Competitors Started	32
Planned Start	2023-04-08 @ 09:15:00.000
Actual Start	2023-04-08 @ 09:15:01.735
Finish Time	2023-04-08 @ 09:40:01.735
Track Length	1.6404mi.
Total Laps	650
Total Distance Covered	1066.3012mi.

Session Fastest Lap History

NO	NAME	LAP TIME	TIME OF DAY	LAP	VEHICLE
76	Charlie HUNTINGFORD	1:06.791	09:17:19.232	2	Honda
3	Jean TURNER	1:05.723	09:17:19.542	2	Honda
48	Ollie WALKER	1:04.304	09:17:36.527	2	Honda
52	Evan BELFORD	1:03.357	09:17:52.963	2	Honda
43	Amanuel BRINTON	1:02.806	09:17:53.356	2	Honda
43	Amanuel BRINTON	1:02.325	09:18:55.680	3	Honda
43	Amanuel BRINTON	1:02.268	09:19:57.949	4	Honda
23	Rhys STEPHENSON	1:01.846	09:21:13.696	5	Honda
4	Sullivan MOUNSEY	1:01.681	09:21:15.932	4	Honda
43	Amanuel BRINTON	1:01.649	09:22:02.172	6	Honda
4	Sullivan MOUNSEY	1:01.288	09:22:17.216	5	Honda
4	Sullivan MOUNSEY	1:01.266	09:26:26.404	9	Honda
43	Amanuel BRINTON	1:01.193	09:37:44.001	14	Honda

Flag History

TYPE	TIME OF DAY
GREEN	09:15:01.735
FINISH	09:40:01.735

Flag Statistics

TYPE	COUNT	TOTAL LAPS	TOTAL TIME
Green	1	23	27:14.539
Red	0	0	0.000
Safety Car	0	0	0.000
FCY	0	0	0.000

MCRCB BULLETIN TK137

2023 Bennetts British Superbike Championship - Round 1

2023 R&G British Talent Cup

QUALIFYING - SESSION NOTES

TIME	MESSAGE
09:17:25	NO.19 EXCEEDED TRACK LIMITS T1 - LAP TIME CANCELLED
09:18:38	NO.55 EXCEEDED TRACK LIMITS T7 - LAP TIME CANCELLED
09:26:54	NO.4 EXCEEDED TRACK LIMITS T1 - LAP TIME CANCELLED
09:32:41	NO.1 EXCEEDED TRACK LIMITS T7 - LAP TIME CANCELLED
09:32:55	NO.55 EXCEEDED TRACK LIMITS T7 - LAP TIME CANCELLED
09:33:45	NO.2 EXCEEDED TRACK LIMITS T1 - LAP TIME CANCELLED
09:34:40	NO.1 EXCEEDED TRACK LIMITS T6 - LAP TIME CANCELLED
09:36:04	NO.29 EXCEEDED TRACK LIMITS T1 - LAP TIME CANCELLED
09:36:50	NO.2 EXCEEDED TRACK LIMITS T1 - LAP TIME CANCELLED
09:36:57	NO.22 EXCEEDED TRACK LIMITS T6 - LAP TIME CANCELLED

MCRCB BULLETIN TK138

2023 Bennetts British Superbike Championship - Round 1

2023 R&G British Talent Cup

QUALIFYING - WEATHER CONDITIONS

