

Results and timing service provided by **TISSOT**

BTC

BRITISH GRAND PRIX - ROUND 6

Race Nr. 2

Classification after 10 laps = 59 km

20

Pos	Rider	Nation	Team	Motorcycle	Total Time	Km/h	Gap
1	25 43 Amanuel BRINTON	GBR	Kovara Projects / RS Racing	HONDA	23'29.935	150.6	
2	20 52 Evan BELFORD	GBR	City Lifting / RS Racing	HONDA	23'29.976	150.6	0.041
3	16 29 Lucas BROWN	GBR	Amphibian Scaffolding/SP125 Raci	HONDA	23'30.168	150.6	0.233
4	13 7 Harley MCCABE	GBR	McCabe Racing	HONDA	23'30.314	150.6	0.379
5	11 55 Harrison DESOY	GBR	Microlise Cresswell Racing / Easte	HONDA	23'30.669	150.5	0.734
6	10 23 Rhys STEPHENSON	GBR	Rocket Racing	HONDA	23'33.115	150.3	3.180
7	9 48 Ollie WALKER	GBR	VisionTrack Racing Team	HONDA	23'44.586	149.0	14.651
8	8 24 Ryan FROST	GBR	Talentum Motorsport by Azure Noti	HONDA	23'44.632	149.0	14.697
9	7 75 Filip SUROWIAK	POL	FS75 / Fab-Racing	HONDA	23'44.885	149.0	14.950
10	6 61 Harrison MACKAY	GBR	Wilson Racing / Super Soco	HONDA	23'52.546	148.2	22.611
11	5 40 Julian CORREA	USA	Microlise Cresswell Racing	HONDA	23'52.800	148.2	22.865
12	4 8 Alfie DAVIDSON	GBR	Banks Racing	HONDA	23'53.120	148.2	23.185
13	3 42 Ben JOLLIFFE	GBR	Wilson Racing	HONDA	24'07.168	146.7	37.233
14	2 2 Josh BANNISTER	GBR	Dunsley Heat Racing	HONDA	24'07.230	146.7	37.295
15	1 65 Alexander ROWAN	GBR	Mortimer Racing / Alexander Rowa	HONDA	24'07.789	146.7	37.854
16	33 Elijah BANISH	USA	VisionTrack Racing Team	HONDA	24'07.889	146.6	37.954
17	19 Scott MCPHEE	GBR	SMP Racing	HONDA	24'08.083	146.6	38.148
18	64 Clayton EDMUNDS	GBR	City Lifting	HONDA	24'08.304	146.6	38.369
19	99 Peter WILLIS	GBR	Belfast Chauffer Hire by WM-Racin	HONDA	24'08.426	146.6	38.491
20	88 Sviatoslav PYLYPENKO	UKR	Microlise Cresswell Racing	HONDA	24'21.949	145.2	52.014
21	71 Daniel GOODMAN	GBR	VisionTrack Racing Team	HONDA	24'24.749	145.0	54.814
22	76 Charlie HUNTINGFORD	GBR	Opteven Mototechniks	HONDA	24'26.495	144.8	56.560
23	11 Iwan JONES	GBR	Jones Brothers Racing Team	HONDA	24'31.229	144.3	1'01.294
24	41 Luca HOPKINS	GBR	Barnsdale Leisure / SP125 Racing	HONDA	24'44.898	143.0	1'14.963

Not classified

66 Ronnie HARRIS	GBR	Kovara Projects / RS Racing	HONDA	16'42.840	148.2	3 laps
67 George BOWES	GBR	Microlise Cresswell Racing	HONDA	16'55.897	146.3	3 laps
28 Charlie BARNES	GBR	Talentum Motorsport by Azure Noti	HONDA	12'26.709	142.2	5 laps

Not finished first lap

4 Sullivan MOUNSEY	GBR	Wilson Racing/Maddison Media	HONDA			
--------------------	-----	------------------------------	-------	--	--	--

Race condition: Dry

Air: 19°

Humidity: 64%

Ground: 32°

Pole Position:

Fastest Lap:	Lap 7	Rhys STEPHENSON	2'19.953	151.7 Km/h
---------------------	-------	------------------------	-----------------	------------

15:48'20

15:59'45

16:02'55

16:03'54 Sullivan MOUNSEY

16:04'19 -

16:15'21 Charlie BARNES

16:20'50 Ronnie HARRIS

16:23'10 George BOWES

SIGHTING LAP START

WARM UP LAP START

RACE START

crashed out - Rider OK

No jump starts

entered pits and retired

crashed out - Rider OK

stopped with technical issue

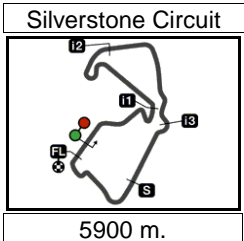
The results are provisional until the end of the limit for protest and appeals.

Time limit for protest expires 30' after publication of the results - Time:

DORNA DATA PROCESSING TIMING SERVICE DORNA DATA PROCESSING TIMING SERVICE DORNA DATA PROCESSING TIMING SERVICE DORNA DATA PROCESSING TIMING SERVICE DORNA DATA PROCESSING TIMING SERVICE DORNA DATA PROCESSING TIMING SERVICE DORNA DATA PROCESSING TIMING SERVICE DORNA DATA PROCESSING



Silverstone, Sunday, August 06, 2023



BRITISH GRAND PRIX - ROUND 6
Race Nr. 2
Lap Chart

Pos	1	2	3	4	5	6	7	8	9	10	11	12	13	14	15	16	17	18	19	20	21	22	23	24	25	26	27	28
Grid	52	4	7	29	43	40	75	55	23	48	24	8	19	11	28	67	33	66	42	76	71	99	2	64	61	41	88	65



1	52	43	29	7	40	23	75	55	48	24	8	66	61	42	19	99	65	2	11	33	67	64	28	88	71	76	41
2	43	52	29	7	23	55	40	75	48	66	24	61	8	19	65	42	99	33	2	67	64	11	28	88	71	76	41
3	52	43	29	7	23	55	48	75	24	40	66	61	8	65	19	42	99	2	33	67	64	76	11	71	88	28	41
4	43	52	29	7	55	23	75	48	24	66	61	8	40	65	99	42	19	2	33	67	64	76	88	71	11	28	41
5	52	43	7	29	55	23	75	48	24	40	61	8	66	65	42	19	2	33	99	67	64	71	88	76	11	41	28
6	43	52	7	29	55	23	24	48	75	61	8	40	66	42	65	2	19	99	67	33	64	88	76	71	11	41	
7	52	43	7	29	55	23	48	24	75	66	40	8	61	65	42	2	19	99	33	64	67	76	88	71	11	41	
8	43	52	7	29	55	23	75	24	48	61	8	40	65	42	19	2	33	64	99	88	71	11	76	41			
9	43	52	29	7	55	23	75	48	24	61	40	8	65	42	2	33	64	19	99	88	71	76	11	41			
10	43	52	29	7	55	23	48	24	75	61	40	8	42	2	65	33	19	64	99	88	71	76	11	41			

L
a
p
s



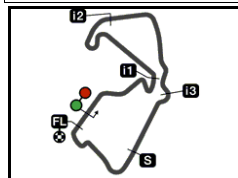
Winner



Lapped rider

DORNA DATA PROCESSING TIMING SERVICE DORNA DATA PROCESSING TIMING SERVICE DORNA DATA PROCESSING TIMING SERVICE DORNA DATA PROCESSING TIMING SERVICE DORNA DATA PROCESSING TIMING SERVICE DORNA DATA PROCESSING TIMING SERVICE DORNA DATA PROCESSING TIMING SERVICE DORNA DATA PROCESSING TIMING SERVICE DORNA DATA PROCCESSSS






5900 m.

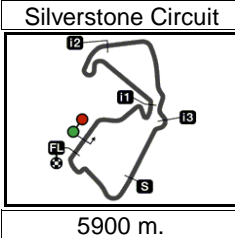
BRITISH GRAND PRIX - ROUND 6

Race Nr. 2

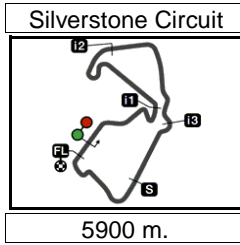
Fastest Lap of Each Rider

23

	Rider	Nation	Team	Motorcycle	Time	Lap Total	Gap
1	23 Rhys STEPHENSON	GBR	Rocket Racing	HONDA	2'19.953	7 10	
2	55 Harrison DESOY	GBR	Microlise Cresswell Racing / Eastern	HONDA	2'19.988	8 10	0.035 0.035
3	43 Amanuel BRINTON	GBR	Kovara Projects / RS Racing	HONDA	2'20.066	6 10	0.113 0.078
4	7 Harley MCCABE	GBR	McCabe Racing	HONDA	2'20.114	8 10	0.161 0.048
5	29 Lucas BROWN	GBR	Amphibian Scaffolding/SP125 Racin	HONDA	2'20.116	7 10	0.163 0.002
6	52 Evan BELFORD	GBR	City Lifting / RS Racing	HONDA	2'20.232	6 10	0.279 0.116
7	24 Ryan FROST	GBR	Talentum Motorsport by Azure Notio	HONDA	2'20.303	3 10	0.350 0.071
8	48 Ollie WALKER	GBR	VisionTrack Racing Team	HONDA	2'20.828	3 10	0.875 0.525
9	66 Ronnie HARRIS	GBR	Kovara Projects / RS Racing	HONDA	2'20.918	2 7	0.965 0.090
10	75 Filip SUROWIAK	POL	FS75 / Fab-Racing	HONDA	2'21.270	4 10	1.317 0.352
11	61 Harrison MACKAY	GBR	Wilson Racing / Super Soco	HONDA	2'21.544	2 10	1.591 0.274
12	40 Julian CORREA	USA	Microlise Cresswell Racing	HONDA	2'21.787	2 10	1.834 0.243
13	8 Alfie DAVIDSON	GBR	Banks Racing	HONDA	2'22.232	2 10	2.279 0.445
14	64 Clayton EDMUNDS	GBR	City Lifting	HONDA	2'22.831	7 10	2.878 0.599
15	2 Josh BANNISTER	GBR	Dunsley Heat Racing	HONDA	2'23.209	3 10	3.256 0.378
16	76 Charlie HUNTINGFORD	GBR	Opteven Mototechniks	HONDA	2'23.381	10 10	3.428 0.172
17	99 Peter WILLIS	GBR	Belfast Chauffer Hire by WM-Racing	HONDA	2'23.463	3 10	3.510 0.082
18	65 Alexander ROWAN	GBR	Mortimer Racing / Alexander Rowanr	HONDA	2'23.517	2 10	3.564 0.054
19	19 Scott MCPHEE	GBR	SMP Racing	HONDA	2'23.589	2 10	3.636 0.072
20	33 Elijah BANISH	USA	VisionTrack Racing Team	HONDA	2'23.637	3 10	3.684 0.048
21	67 George BOWES	GBR	Microlise Cresswell Racing	HONDA	2'23.663	3 7	3.710 0.026
22	42 Ben JOLLIFFE	GBR	Wilson Racing	HONDA	2'23.981	8 10	4.028 0.318
23	88 Sviatoslav PYLYPENKO	UKR	Microlise Cresswell Racing	HONDA	2'24.311	7 10	4.358 0.330
24	71 Daniel GOODMAN	GBR	VisionTrack Racing Team	HONDA	2'25.145	10 10	5.192 0.834
25	11 Iwan JONES	GBR	Jones Brothers Racing Team	HONDA	2'25.932	6 10	5.979 0.787
26	28 Charlie BARNES	GBR	Talentum Motorsport by Azure Notio	HONDA	2'27.150	3 5	7.197 1.218
27	41 Luca HOPKINS	GBR	Barnsdale Leisure / SP125 Racing	HONDA	2'27.540	2 10	7.587 0.390

**BRITISH GRAND PRIX - ROUND 6***After the Race Nr. 2***Event Best Maximum Speed****24**

Rider	Nation	Team	Motorcycle	Km/h	
48 Ollie WALKER	GBR	VisionTrack Racing Team	HONDA	214.2	Race Nr. 2
75 Filip SUROWIAK	POL	FS75 / Fab-Racing	HONDA	214.2	Race Nr. 2
64 Clayton EDMUNDS	GBR	City Lifting	HONDA	213.0	Race Nr. 2
71 Daniel GOODMAN	GBR	VisionTrack Racing Team	HONDA	212.5	Race Nr. 2
55 Harrison DESOY	GBR	Microlise Cresswell Racing / Easte	HONDA	211.3	Race Nr. 2
65 Alexander ROWAN	GBR	Mortimer Racing / Alexander Rowa	HONDA	210.9	Race Nr. 2
33 Elijah BANISH	USA	VisionTrack Racing Team	HONDA	210.9	Race Nr. 2
7 Harley MCCABE	GBR	McCabe Racing	HONDA	210.5	Race Nr. 2
67 George BOWES	GBR	Microlise Cresswell Racing	HONDA	210.5	Race Nr. 2
40 Julian CORREA	USA	Microlise Cresswell Racing	HONDA	209.7	Race Nr. 2
99 Peter WILLIS	GBR	Belfast Chauffeur Hire by WM-Raci	HONDA	209.3	Race Nr. 2
43 Amanuel BRINTON	GBR	Kovara Projects / RS Racing	HONDA	208.8	Race Nr. 2
66 Ronnie HARRIS	GBR	Kovara Projects / RS Racing	HONDA	208.4	Race Nr. 2
23 Rhys STEPHENSON	GBR	Rocket Racing	HONDA	208.4	Race Nr. 2
24 Ryan FROST	GBR	Talentum Motorsport by Azure Noti	HONDA	208.4	Race Nr. 2
19 Scott MCPHEE	GBR	SMP Racing	HONDA	207.6	Race Nr. 2
41 Luca HOPKINS	GBR	Barnsdale Leisure / SP125 Racing	HONDA	207.6	Race Nr. 2
61 Harrison MACKAY	GBR	Wilson Racing / Super Soco	HONDA	207.6	Race Nr. 2
52 Evan BELFORD	GBR	City Lifting / RS Racing	HONDA	207.2	Race Nr. 2
76 Charlie HUNTINGFORD	GBR	Opteven Mototechniks	HONDA	207.2	Race Nr. 2
29 Lucas BROWN	GBR	Amphibian Scaffolding/SP125 Rac	HONDA	207.2	Race Nr. 2
8 Alfie DAVIDSON	GBR	Banks Racing	HONDA	206.8	Race Nr. 2
11 Iwan JONES	GBR	Jones Brothers Racing Team	HONDA	206.5	Race Nr. 2
2 Josh BANNISTER	GBR	Dunsley Heat Racing	HONDA	206.5	Race Nr. 2
42 Ben JOLLIFFE	GBR	Wilson Racing	HONDA	206.1	Race Nr. 2
88 Sviatoslav PYLYPENKO	UKR	Microlise Cresswell Racing	HONDA	203.0	Race Nr. 2
28 Charlie BARNES	GBR	Talentum Motorsport by Azure Noti	HONDA	201.4	Race Nr. 2



BRITISH GRAND PRIX - ROUND 6

Race Nr. 2

Chronological Analysis of Performances

25

* Lap / Sector time cancelled T1 Time from finish line to 1st intermediate T3 Time from 2nd intermed. to 3rd intermed.
P Crossing the finish line in pit lane T2 Time from 1st intermed. to 2nd intermed. T4 Time from 3rd intermediate to finish line

Lap	Lap Time	T1	T2	T3	T4	Speed	Lap	Lap Time	T1	T2	T3	T4	Speed	
1st	43	Amanuel BRINTON Kovara Projects / RS GBR						6	2'20.851	31.599	36.423	27.215	45.614	206.1
		Runs=1 Total laps=10 Full laps=9 Valid laps=8						7	2'20.550	31.464	36.336	27.279	45.471	206.8
1	2'24.217	34.434	36.498	27.661	45.624	203.0	8	2'20.114	31.453	35.949	27.145	45.567	204.9	
2	2'20.911	31.629	36.431	27.282	45.569	201.8	9	2'20.655	31.759	36.041	27.379	45.476	206.8	
3	2'20.750 *	31.630	36.351	27.380	45.389*	206.8	10	2'20.367	31.437	36.151	27.157	45.622	208.4	
4	2'21.154	31.782	36.386	27.638	45.348	206.1								
5	2'20.576	31.232	36.645	27.235	45.464	205.7								

6	2'20.066	31.242	36.263	27.176	45.385	207.6
7	2'20.691	31.524	36.317	27.584	45.266	208.8
8	2'20.509	31.218	36.234	27.515	45.542	206.5
9	2'20.609	31.363	36.248	27.470	45.528	205.7
10	2'20.452	31.277	36.343	27.412	45.420	207.2

5th		55 Harrison DESOY Microlise Cresswell R GBR				
		Runs=1	Total laps=10	Full laps=9	Valid laps=8	
1	2'25.684	35.789	36.563	27.773	45.559	211.3
2	2'20.987 *	31.725	36.211	27.584	45.467*	210.5
3	2'20.418	31.343	36.081	27.532	45.462	205.3
4	2'20.602	31.315	36.158	27.611	45.518	206.8
5	2'20.445	31.508	36.270	27.358	45.309	206.8
6	2'21.147	31.414	36.376	27.425	45.932	198.1
7	2'20.273	31.246	36.151	27.443	45.433	210.9
8	2'19.988	31.298	36.088	27.286	45.316	206.5
9	2'20.596	31.610	36.061	27.458	45.467	206.5
10	2'20.529	31.333	36.315	27.440	45.441	205.7

2nd		52 Evan BELFORD City Lifting / RS Racin GBR				
		Runs=1	Total laps=10	Full laps=9	Valid laps=7	
1	2'24.108	34.508	36.485	27.717	45.398	207.2
2	2'21.229	31.997	36.286	26.934	46.012	203.3
3	2'20.435 *	31.696	36.128	27.490	45.121*	206.1
4	2'21.316	31.810	36.445	27.425	45.636	203.7
5	2'20.422 *	31.677	36.100	27.027	45.618*	203.3
6	2'20.232	31.137	36.410	26.955	45.730	204.1
7	2'20.489	31.553	36.155	27.335	45.446	203.3
8	2'20.728	31.542	36.009	27.332	45.845	202.6
9	2'20.608	31.523	35.978	27.240	45.867	200.3
10	2'20.409	31.386	36.120	27.196	45.707	201.8

6th		23 Rhys STEPHENSON Rocket Racing GBR				
		Runs=1	Total laps=10	Full laps=9	Valid laps=8	
1	2'25.419	35.373	36.604	27.692	45.750	206.8
2	2'20.868	31.651	36.337	27.286	45.594	206.1
3	2'20.740	31.414	36.173	27.434	45.719	206.5
4	2'21.208 *	31.641	36.552*	27.385	45.630	203.0
5	2'20.248	31.218	36.264	27.419	45.347	207.6
6	2'21.272	31.442	36.472	27.436	45.922	207.2
7	2'19.953	31.265	36.131	27.195	45.362	208.4
8	2'20.683	31.408	36.500	27.199	45.576	204.9
9	2'21.182	31.449	36.383	27.398	45.952	199.2
10	2'21.542	31.321	36.751	27.630	45.840	201.8

3rd		29 Lucas BROWN Amphibian Scaffolding GBR				
		Runs=1	Total laps=10	Full laps=9	Valid laps=7	
1	2'24.413	34.316	37.003	27.560	45.534	203.3
2	2'21.087 *	31.299	36.743	27.305	45.740*	204.1
3	2'20.641 *	31.647	36.127	27.452	45.415*	203.0
4	2'21.065	31.805	36.373	27.528	45.359	204.9
5	2'20.673	31.427	36.459	27.323	45.464	203.7
6	2'21.258	31.592	36.430	27.137	46.099	196.0
7	2'20.116	31.139	36.199	27.371	45.407	207.2
8	2'20.130	31.071	36.499	27.085	45.475	204.5
9	2'20.295	31.247	36.233	27.211	45.604	201.1
10	2'20.490	31.038	36.703	27.409	45.340	205.7

7th		48 Ollie WALKER VisionTrack Racing T GBR				
		Runs=1	Total laps=10	Full laps=9	Valid laps=9	
1	2'26.019	35.969	36.522	27.459	46.069	212.1
2	2'21.503	31.649	36.224	27.645	45.985	214.2
3	2'20.828	31.640	35.980	27.412	45.796	204.9
4	2'21.837	31.687	36.369	27.917	45.864	207.2
5	2'22.303	31.720	36.677	27.855	46.051	204.9
6	2'22.814	32.068	36.681	28.094	45.971	202.6
7	2'21.813	31.710	36.382	27.767	45.954	203.3
8	2'22.631	31.708	36.630	27.969	46.324	201.4
9	2'22.221	31.714	36.658	27.787	46.062	198.8
10	2'22.617	31.677	36.851	28.024	46.065	201.1

4th		7 Harley MCCABE McCabe Racing GBR				
		Runs=1	Total laps=10	Full laps=9	Valid laps=9	
1	2'25.054	35.530	36.359	27.364	45.801	210.5
2	2'20.826	31.753	36.138	27.268	45.667	208.4
3	2'20.590	31.648	36.080	27.231	45.631	206.8
4	2'21.019	31.782	36.105	27.540	45.592	206.8
5	2'20.288	31.611	36.225	26.924	45.528	207.6

Fastest Lap: Rhys STEPHENSON Rocket Racing GBR 2'19.953 31.265 36.131 27.195 45.362

DORNA DATA PROCESSING TIMING SERVICE DORNA DATA PROCESSING TIMING SERVICE DORNA DATA PROCESSING TIMING SERVICE DORNA DATA PROCESSING TIMING SERVICE DORNA DATA PROCESSING TIMING SERVICE DORNA DATA PROCESSING TIMING SERVICE DORNA DATA PROCESSES



Race Nr. 2

BTC

Lap	Lap Time	T1	T2	T3	T4	Speed	Lap	Lap Time	T1	T2	T3	T4	Speed
3	2'23.193	31.522	36.138	27.698	47.835	205.3							
4	2'22.859	31.945	36.721	28.159	46.034	207.6							
5	2'23.186	32.132	36.276	27.770	47.008	204.5							
6	2'23.605	32.090	37.002	28.121	46.392	208.4							
7	2'21.432	31.823	36.073	27.646	45.890	204.9							
	unfinished	31.477											

26th **67** **George BOWES** Microlise Cresswell R GBR
 Runs=1 Total laps=7 Full laps=6 Valid laps=6

1	2'30.395	37.781	37.576	28.409	46.629	204.9
2	2'24.379	32.533	36.903	28.182	46.761	205.7
3	2'23.663	32.087	36.787	28.198	46.591	203.3
4	2'24.282	32.269	36.995	28.312	46.706	202.6
5	2'24.192	32.140	36.943	28.366	46.743	205.7
6	2'24.569	32.621	37.127	28.050	46.771	210.5
7	2'24.417	32.168	36.798	28.414	47.037	204.5
	unfinished	32.215	36.804	28.230		206.5

27th **28** **Charlie BARNES** Talentum Motorsport GBR
 Runs=1 Total laps=5 Full laps=3 Valid laps=3

1	2'32.077	37.489	38.173	28.628	47.787	201.4
2	2'27.353	32.850	37.616	28.653	48.234	199.2
3	2'27.150	33.569	37.570	28.468	47.543	200.0
4	2'27.197	32.861	37.848	28.584	47.904	198.1
5	2'32.932 P	32.990	38.045	28.711	53.186	191.4

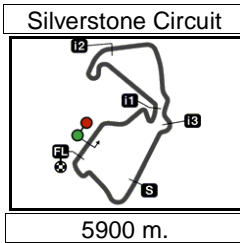
28th **4** **Sullivan MOUNSEY** Wilson Racing/Maddis GBR
 Runs=1 Total laps=0 Full laps=0 Valid laps=0

	unfinished	34.172				
--	------------	--------	--	--	--	--

Fastest Lap: Rhys STEPHENSON Rocket Racing GBR **2'19.953** 31.265 36.131 27.195 45.362

DORNA DATA PROCESSING TIMING SERVICE DORNA DATA PROCESSING TIMING SERVICE DORNA DATA PROCESSING TIMING SERVICE DORNA DATA PROCESSING TIMING SERVICE DORNA DATA PROCESSING TIMING SERVICE DORNA DATA PROCESSING TIMING SERVICE DORNA DATA PROCCESSS





BRITISH GRAND PRIX - ROUND 6 Official Starting Grid

Race : 10 laps = 59 km



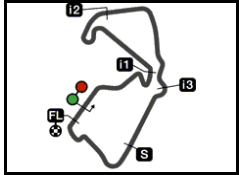
1	1 2'29.377 52 Evan BELFORD Honda	2 2'29.784 4 Sullivan MOUNSEY Honda	3 2'32.735 7 Harley MCCABE Honda
2	4 2'33.083 29 Lucas BROWN Honda	5 2'33.234 43 Amanuel BRINTON Honda	6 2'33.716 40 Julian CORREA Honda
3	7 2'34.507 75 Filip SUROWIAK Honda	8 2'34.767 55 Harrison DESSOY Honda	9 2'34.778 23 Rhys STEPHENSON Honda
4	10 2'34.884 48 Ollie WALKER Honda	11 2'35.159 24 Ryan FROST Honda	12 2'37.355 8 Alfie DAVIDSON Honda
5	13 2'37.830 19 Scott MCPHEE Honda	14 2'38.445 11 Iwan JONES Honda	15 2'38.761 28 Charlie BARNES Honda
6	16 2'38.767 67 George BOWES Honda	17 2'38.800 33 Elijah BANISH Honda	18 2'38.834 66 Ronnie HARRIS Honda
7	19 2'39.501 42 Ben JOLLIFFE Honda	20 2'39.675 76 Charlie HUNTINGFORD Honda	21 2'39.679 71 Daniel GOODMAN Honda
8	22 2'39.730 99 Peter WILLIS Honda	23 2'40.308 2 Josh BANNISTER Honda	24 2'41.378 64 Clayton EDMUNDS Honda

The results are provisional until the end of the limit for protest and appeals and until the ratification of the Event Management Committee.

Time limit for protest expires 60' at the latest after publication of the results - Time:

DORNA DATA PROCESSING TIMING SERVICE DORNA DATA PROCESSING TIMING SERVICE DORNA DATA PROCESSING TIMING SERVICE DORNA DATA PROCESSING TIMING SERVICE DORNA DATA PROCESSING TIMING SERVICE DORNA DATA PROCESSING TIMING SERVICE DORNA DATA PROCESSING TIMING SERVICE DORNA DATA PROCESSING TIMING SERVICE DORNA DATA PROCESSING TIMING SERVICE DORNA DATA PROCESSING





5900 m.

BRITISH GRAND PRIX - ROUND 6
Official Starting Grid

Race : 10 laps = 59 km

BTC

9

25
2'41.437
61 Harrison MACKAY
Honda

26
2'41.818
41 Luca HOPKINS
Honda

27
2'45.965
88 Sviatoslav PYLYPENKO
Honda

10

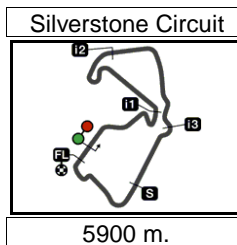
28
65 Alexander ROWAN
Honda

The results are provisional until the end of the limit for protest and appeals and until the ratification of the Event Management Committee.

Time limit for protest expires 60' at the latest after publication of the results - Time:

DORNA DATA PROCESSING TIMING SERVICE DORNA DATA PROCESSING TIMING SERVICE DORNA DATA PROCESSING TIMING SERVICE DORNA DATA PROCESSING TIMING SERVICE DORNA DATA PROCESSING TIMING SERVICE DORNA DATA PROCESSING TIMING SERVICE DORNA DATA PROCESSING TIMING SERVICE DORNA DATA PROCESSING TIMING SERVICE DORNA DATA PROCESSING TIMING SERVICE DORNA DATA PROCESSING TIMING SERVICE DORNA DATA PROCESSING TIMING SERVICE DORNA DATA PROCCCESS





BRITISH GRAND PRIX - ROUND 6

Race Nr. 2


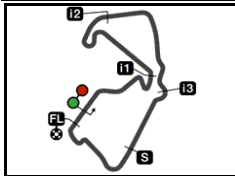
Top Speed & Average

Rider	Nation	Motorcycle	Top 5 speeds					Average	Top
48 Ollie WALKER	GBR	HONDA	214.2	212.1	207.2	204.9	204.9	208.7	214.2
75 Filip SUROWIAK	POL	HONDA	214.2	210.9	206.1	205.7	205.3	208.4	214.2
64 Clayton EDMUNDS	GBR	HONDA	213.0	208.8	208.0	206.8	206.1	208.1	213.0
71 Daniel GOODMAN	GBR	HONDA	212.5	204.9	204.1	203.3	202.6	205.0	212.5
55 Harrison DESSOY	GBR	HONDA	211.3	210.9	210.5	206.8	206.8	209.3	211.3
33 Elijah BANISH	USA	HONDA	210.9	210.5	209.3	208.4	208.4	209.5	210.9
65 Alexander ROWAN	GBR	HONDA	210.9	205.7	204.5	204.1	200.7	205.2	210.9
7 Harley MCCABE	GBR	HONDA	210.5	208.4	208.4	207.6	206.8	207.8	210.5
67 George BOWES	GBR	HONDA	210.5	206.5	205.7	205.7	204.9	206.7	210.5
40 Julian CORREA	USA	HONDA	209.7	208.4	206.8	204.5	204.1	206.7	209.7
99 Peter WILLIS	GBR	HONDA	209.3	207.2	205.3	203.7	203.0	205.7	209.3
43 Amanuel BRINTON	GBR	HONDA	208.8	207.6	207.2	206.8	206.5	207.4	208.8
23 Rhys STEPHENSON	GBR	HONDA	208.4	207.6	207.2	206.8	206.5	207.3	208.4
24 Ryan FROST	GBR	HONDA	208.4	205.3	205.3	204.9	204.5	205.5	208.4
66 Ronnie HARRIS	GBR	HONDA	208.4	208.0	207.6	207.6	205.3	207.4	208.4
19 Scott MCPHEE	GBR	HONDA	207.6	206.8	206.1	206.1	206.1	206.4	207.6
41 Luca HOPKINS	GBR	HONDA	207.6	206.5	202.6	201.8	201.8	204.1	207.6
61 Harrison MACKAY	GBR	HONDA	207.6	206.8	206.1	205.7	205.3	206.3	207.6
29 Lucas BROWN	GBR	HONDA	207.2	205.7	204.9	204.5	204.1	205.3	207.2
52 Evan BELFORD	GBR	HONDA	207.2	206.1	204.1	203.7	203.3	204.4	207.2
76 Charlie HUNTINGFORD	GBR	HONDA	207.2	205.7	203.7	201.4	201.1	203.8	207.2
8 Alfie DAVIDSON	GBR	HONDA	206.8	206.5	206.1	203.7	203.3	205.3	206.8
2 Josh BANNISTER	GBR	HONDA	206.5	206.5	205.7	204.5	204.1	205.5	206.5
11 Iwan JONES	GBR	HONDA	206.5	204.1	203.3	202.6	201.1	203.5	206.5
42 Ben JOLLIFFE	GBR	HONDA	206.1	205.7	204.9	204.5	204.5	205.1	206.1
88 Sviatoslav PYLYPENKO	UKR	HONDA	203.0	202.6	202.2	201.4	201.1	202.1	203.0
28 Charlie BARNES	GBR	HONDA	201.4	200.0	199.2	198.1	191.4	198.0	201.4

DORNA DATA PROCESSING TIMING SERVICE DORNA DATA PROCESSING TIMING SERVICE DORNA DATA PROCESSING TIMING SERVICE DORNA DATA PROCESSING TIMING SERVICE DORNA DATA PROCESSING TIMING SERVICE DORNA DATA PROCESSING TIMING SERVICE DORNA DATA PROCESSING TIMING SERVICE DORNA DATA PROCESSING TIMING SERVICE DORNA DATA PROCESSING TIMING SERVICE DORNA DATA PROCCESSSS



Silverstone Circuit

Results and timing service provided by **BTC**

5900 m.

BRITISH GRAND PRIX - ROUND 6**Race Nr. 2****Fastest Laps Sequence**

<i>Lap</i>	<i>Race Time</i>	 <i>Rider</i>	<i>Nation</i>	<i>Motorcycle</i>	<i>Time</i>	<i>Km/h</i>	<i>Riders's Lap</i>
2	4'45.128	43 Amanuel BRINTON	GBR	HONDA	2'20.911	150.7	2
2	4'45.880	7 Harley MCCABE	GBR	HONDA	2'20.826	150.8	2
3	7'06.470	7 Harley MCCABE	GBR	HONDA	2'20.590	151.0	3
3	7'07.089	55 Harrison DESSOY	GBR	HONDA	2'20.418	151.2	3
3	7'08.942	24 Ryan FROST	GBR	HONDA	2'20.303	151.3	3
5	11'47.777	7 Harley MCCABE	GBR	HONDA	2'20.288	151.4	5
5	11'48.483	23 Rhys STEPHENSON	GBR	HONDA	2'20.248	151.4	5
6	14'07.674	43 Amanuel BRINTON	GBR	HONDA	2'20.066	151.6	6
7	16'29.708	23 Rhys STEPHENSON	GBR	HONDA	2'19.953	151.7	7

DORNA DATA PROCESSING TIMING SERVICE DORNA DATA PROCESSING TIMING SERVICE DORNA DATA PROCESSING TIMING SERVICE DORNA DATA PROCESSING TIMING SERVICE DORNA DATA PROCESSING TIMING SERVICE DORNA DATA PROCESSING TIMING SERVICE DORNA DATA PROCESSING TIMING SERVICE DORNA DATA PROCESSING TIMING SERVICE DORNA DATA PROCESSING TIMING SERVICE DORNA DATA PROCECESSS



Silverstone, Sunday, August 06, 2023