**BRITISH GRAND PRIX - ROUND 6****Race Nr. 1****Classification after 10 laps = 59 km****BTC****20**

Pos		Rider	Nation	Team	Motorcycle	Total Time	Km/h	Gap
1	25	4 Sullivan MOUNSEY	GBR	Wilson Racing/Maddison Media	HONDA	25'29.082	138.9	
2	20	7 Harley MCCABE	GBR	McCabe Racing	HONDA	25'51.972	136.8	22.890
3	16	29 Lucas BROWN	GBR	Amphibian Scaffolding/SP125 Rac	HONDA	25'52.496	136.8	23.414
4	13	43 Amanuel BRINTON	GBR	Kovara Projects / RS Racing	HONDA	25'52.550	136.8	23.468
5	11	23 Rhys STEPHENSON	GBR	Rocket Racing	HONDA	26'12.714	135.0	43.632
6	10	75 Filip SUROWIAK	POL	FS75 / Fab-Racing	HONDA	26'13.266	135.0	44.184
7	9	48 Ollie WALKER	GBR	VisionTrack Racing Team	HONDA	26'13.514	134.9	44.432
8	8	24 Ryan FROST	GBR	Talentum Motorsport by Azure Noti	HONDA	26'14.110	134.9	45.028
9	7	55 Harrison DESOY	GBR	Microlise Cresswell Racing / Easte	HONDA	26'14.253	134.9	45.171
10	6	8 Alfie DAVIDSON	GBR	Banks Racing	HONDA	26'30.896	133.5	1'01.814
11	5	19 Scott MCPHEE	GBR	SMP Racing	HONDA	26'46.337	132.2	1'17.255
12	4	28 Charlie BARNES	GBR	Talentum Motorsport by Azure Noti	HONDA	26'51.778	131.7	1'22.696
13	3	33 Elijah BANISH	USA	VisionTrack Racing Team	HONDA	26'51.953	131.7	1'22.871
14	2	66 Ronnie HARRIS	GBR	Kovara Projects / RS Racing	HONDA	26'52.081	131.7	1'22.999
15	1	99 Peter WILLIS	GBR	Belfast Chauffer Hire by WM-Raci	HONDA	26'58.931	131.1	1'29.849
16		2 Josh BANNISTER	GBR	Dunsley Heat Racing	HONDA	27'04.232	130.7	1'35.150
17		76 Charlie HUNTINGFORD	GBR	Opteven Mototechniks	HONDA	27'07.185	130.5	1'38.103
18		64 Clayton EDMUNDS	GBR	City Lifting	HONDA	27'13.532	130.0	1'44.450
19		71 Daniel GOODMAN	GBR	VisionTrack Racing Team	HONDA	27'18.884	129.6	1'49.802
20		67 George BOWES	GBR	Microlise Cresswell Racing	HONDA	27'18.969	129.5	1'49.887
21		11 Iwan JONES	GBR	Jones Brothers Racing Team	HONDA	27'20.182	129.4	1'51.100
22		61 Harrison MACKAY	GBR	Wilson Racing / Super Soco	HONDA	27'25.746	129.0	1'56.664
23		41 Luca HOPKINS	GBR	Barnsdale Leisure / SP125 Racing	HONDA	27'32.748	128.5	2'03.666
Not classified								
		88 Sviatoslav PYLYPENKO	UKR	Microlise Cresswell Racing	HONDA	22'28.883	125.9	2 laps
		42 Ben JOLLIFFE	GBR	Wilson Racing	HONDA	19'06.710	129.6	3 laps
		52 Evan BELFORD	GBR	City Lifting / RS Racing	HONDA	15'09.844	140.0	4 laps
		40 Julian CORREA	USA	Microlise Cresswell Racing	HONDA	13'00.507	136.0	5 laps
Not started								
		65 Alexander ROWAN	GBR	Mortimer Racing / Alexander Rowa	HONDA			

Race condition: **Wet**

Air: 13°

Humidity: 70%

Ground: 16°

Pole Position:

Evan BELFORD

2'19.240

152.5 Km/h

Fastest Lap:

Evan BELFORD

2'29.377

142.1 Km/h

16:50'00

17:01'47

17:05'23

17:06'35

17:20'18 Julian CORREA

17:20'53 Evan BELFORD

17:24'29 Ben JOLLIFFE

17:27'51 Sviatoslav PYLYPENKO

SIGHTING LAP START

WARM UP LAP START

RACE START

No jump starts

crashed out - Rider OK

crashed out - Rider OK

entered pits and retired

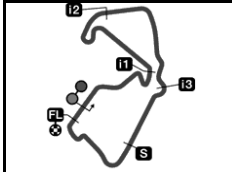
entered pits and retired

The results are provisional until the end of the limit for protest and appeals.

Time limit for protest expires 30' after publication of the results - Time:

DORNA DATA PROCESSING TIMING SERVICE DORNA DATA PROCESSING TIMING SERVICE DORNA DATA PROCESSING TIMING SERVICE DORNA DATA PROCESSING TIMING SERVICE DORNA DATA PROCESSING TIMING SERVICE DORNA DATA PROCESSING TIMING SERVICE DORNA DATA PROCESSING TIMING SERVICE DORNA DATA PROCCESSS

Silverstone Circuit



5900 m.

Results and timing service provided by **TISSOT****BTC****BRITISH GRAND PRIX - ROUND 6****Championship Classification****21**


Rider	Nation	Points	SIL	SIL	DGPDPG	KNOKNOSNE	SNE	HAT	HATGBR	GBR	THR	THROUT	DNA
1 BELFORD Evan	GBR	192	11	25	20	16	20	25	25	-	25	-	
2 MOUNSEY Sullivan	GBR	151	-	11	25	-	16	16	11	6	25	16	25
3 MCCABE Harley	GBR	150	13	10	-	20	10	13	13	11	20	20	20
4 BRINTON Amanuel	GBR	126	20	20	-	-	25	20	20	-	8	-	13
5 CORREA Julian	USA	108	8	8	10	13	11	11	16	16	10	5	-
6 BROWN Lucas	GBR	104	10	9	16	-	-	-	7	20	13	13	16
7 FROST Ryan	GBR	94	7	-	13	11	13	10	9	13	-	10	8
8 WALKER Ollie	GBR	83	9	7	9	9	9	9	1	4	11	6	9
9 DESSOY Harrison	GBR	79	25	13	-	25	-	-	-	-	-	9	7
10 SUROWIAK Filip	POL	64	5	-	8	2	4	8	8	5	7	7	10
11 ROWAN Alexander	GBR	60	2	-	11	10	1	6	3	10	16	1	-
12 STEPHENSON Rhys	GBR	38	-	-	-	-	-	-	10	9	-	8	11
13 DAVIDSON Alfie	GBR	36	3	-	-	-	6	-	5	7	9	-	6
14 MCPHEE Scott	GBR	34	-	-	-	-	8	7	6	8	-	-	5
15 HARRIS Ronnie	GBR	33	-	-	2	4	7	-	4	-	3	11	2
16 GARNESSE Johnny	GBR	32	16	16	-	-	-	-	-	-	-	-	-
17 HUNTINGFORD Charlie	GBR	31	6	2	7	8	5	3	-	-	-	-	0
18 MACKAY Harrison	GBR	25	4	4	3	7	3	2	-	-	-	2	0
19 BANNISTER Josh	GBR	23	1	3	6	5	-	4	-	-	1	3	0
20 EDMUNDS Clayton	GBR	21	-	6	4	6	2	-	-	3	-	-	0
21 WILLIS Peter	GBR	15	-	5	5	3	-	1	-	-	-	-	1
22 JOLLIFFE Ben	GBR	13	-	1	-	-	-	-	2	-	6	4	-
23 BANISH Elijah	USA	12	-	-	-	-	-	5	-	-	4	-	3
24 BARNES Charlie	GBR	10	-	-	-	-	-	-	-	1	5	-	4
25 PYLYPENKO Sviatoslav	UKR	3	-	-	-	1	-	-	-	2	-	-	-
26 GOODMAN Daniel	GBR	3	-	-	1	-	-	-	-	-	2	-	0
27 BOWES George	GBR	0	-	-	-	-	-	-	-	-	-	-	0
28 JONES Iwan	GBR	0	-	-	-	-	-	-	-	-	-	-	0
29 HOPKINS Luca	GBR	0	-	-	-	-	-	-	-	-	-	-	0

DORNA DATA PROCESSING TIMING SERVICE DORNA DATA PROCESSING TIMING SERVICE DORNA DATA PROCESSING TIMING SERVICE DORNA DATA PROCESSING TIMING SERVICE DORNA DATA PROCESSING TIMING SERVICE DORNA DATA PROCESSING TIMING SERVICE DORNA DATA PROCESSES

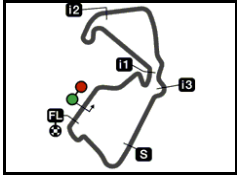


Silverstone, Saturday, August 05, 2023

Silverstone Circuit

Results and timing service provided by  **TISSOT**

BTC



BRITISH GRAND PRIX - ROUND 6
Race Nr. 1
Lap Chart

5900 m.

22

Pos	1	2	3	4	5	6	7	8	9	10	11	12	13	14	15	16	17	18	19	20	21	22	23	24	25	26	27	28
Grid	52	43	4	23	29	7	55	40	24	48	75	61	8	99	2	66	76	65	33	42	19	64	88	71	67	28	41	11

1	4	52	43	29	40	23	7	55	75	24	48	8	42	99	28	66	33	61	64	2	19	76	41	67	11	71	88
2	52	4	40	29	43	7	23	55	24	75	8	48	28	66	42	99	33	19	2	61	64	76	41	11	67	71	88
3	52	4	29	40	43	7	23	55	24	75	8	48	28	42	66	99	19	33	2	64	61	76	11	67	71	41	88
4	52	4	29	40	43	7	23	55	24	75	48	8	28	66	42	19	99	33	2	64	61	76	11	67	71	41	88
5	52	4	43	40	29	7	23	55	24	75	48	8	28	42	19	66	33	99	2	64	76	61	11	71	67	41	88
6	52	4	43	29	7	23	55	75	24	48	8	19	28	66	42	33	99	2	64	76	61	71	67	11	41	88	
7	4	29	43	7	75	23	24	55	48	8	19	28	66	33	99	2	42	76	64	61	71	67	11	41	88		
8	4	43	29	7	75	23	48	24	55	8	19	28	66	33	99	2	76	64	71	67	61	11	41	88			
9	4	29	43	7	23	48	75	24	55	8	19	28	33	66	99	2	76	64	71	67	11	61	41				
10	4	7	29	43	23	75	48	24	55	8	19	28	33	66	99	2	76	64	71	67	11	61	41				

L
a
p
s

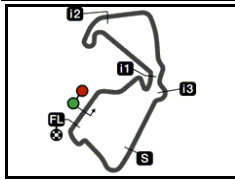
 Winner

 Lapped rider

DORNA DATA PROCESSING TIMING SERVICE DORNA DATA PROCESSING TIMING SERVICE DORNA DATA PROCESSING TIMING SERVICE DORNA DATA PROCESSING TIMING SERVICE DORNA DATA PROCESSING TIMING SERVICE DORNA DATA PROCESSING TIMING SERVICE DORNA DATA PROCESSING TIMING SERVICE DORNA DATA PROCCEESSS



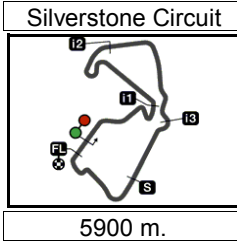
Silverstone, Saturday, August 05, 2023



5900 m.

BRITISH GRAND PRIX - ROUND 6**Race Nr. 1****Fastest Lap of Each Rider****23**

		Rider	Nation	Team	Motorcycle	Time	Lap Total	Gap
1	52	Evan BELFORD	GBR	City Lifting / RS Racing	HONDA	2'29.377	6 6	
2	4	Sullivan MOUNSEY	GBR	Wilson Racing/Maddison Media	HONDA	2'29.784	5 10	0.407 0.407
3	7	Harley MCCABE	GBR	McCabe Racing	HONDA	2'32.735	9 10	3.358 2.951
4	29	Lucas BROWN	GBR	Amphibian Scaffolding/SP125 Racin	HONDA	2'33.083	6 10	3.706 0.348
5	43	Amanuel BRINTON	GBR	Kovara Projects / RS Racing	HONDA	2'33.234	6 10	3.857 0.151
6	40	Julian CORREA	USA	Microlise Cresswell Racing	HONDA	2'33.716	5 5	4.339 0.482
7	75	Filip SUROWIAK	POL	FS75 / Fab-Racing	HONDA	2'34.507	10 10	5.130 0.791
8	55	Harrison DESSOY	GBR	Microlise Cresswell Racing / Eastern	HONDA	2'34.767	10 10	5.390 0.260
9	23	Rhys STEPHENSON	GBR	Rocket Racing	HONDA	2'34.778	10 10	5.401 0.011
10	48	Ollie WALKER	GBR	VisionTrack Racing Team	HONDA	2'34.884	10 10	5.507 0.106
11	24	Ryan FROST	GBR	Talentum Motorsport by Azure Notio	HONDA	2'35.159	10 10	5.782 0.275
12	8	Alfie DAVIDSON	GBR	Banks Racing	HONDA	2'37.355	5 10	7.978 2.196
13	19	Scott MCPHEE	GBR	SMP Racing	HONDA	2'37.830	6 10	8.453 0.475
14	11	Iwan JONES	GBR	Jones Brothers Racing Team	HONDA	2'38.445	10 10	9.068 0.615
15	28	Charlie BARNES	GBR	Talentum Motorsport by Azure Notio	HONDA	2'38.761	7 10	9.384 0.316
16	67	George BOWES	GBR	Microlise Cresswell Racing	HONDA	2'38.767	10 10	9.390 0.006
17	33	Elijah BANISH	USA	VisionTrack Racing Team	HONDA	2'38.800	5 10	9.423 0.033
18	66	Ronnie HARRIS	GBR	Kovara Projects / RS Racing	HONDA	2'38.834	7 10	9.457 0.034
19	42	Ben JOLLIFFE	GBR	Wilson Racing	HONDA	2'39.501	6 7	10.124 0.667
20	76	Charlie HUNTINGFORD	GBR	Opteven Mototechniks	HONDA	2'39.675	10 10	10.298 0.174
21	71	Daniel GOODMAN	GBR	VisionTrack Racing Team	HONDA	2'39.679	10 10	10.302 0.004
22	99	Peter WILLIS	GBR	Belfast Chauffer Hire by WM-Racing	HONDA	2'39.730	10 10	10.353 0.051
23	2	Josh BANNISTER	GBR	Dunsley Heat Racing	HONDA	2'40.308	7 10	10.931 0.578
24	64	Clayton EDMUNDS	GBR	City Lifting	HONDA	2'41.378	9 10	12.001 1.070
25	61	Harrison MACKAY	GBR	Wilson Racing / Super Soco	HONDA	2'41.437	9 10	12.060 0.059
26	41	Luca HOPKINS	GBR	Barnsdale Leisure / SP125 Racing	HONDA	2'41.818	10 10	12.441 0.381
27	88	Sviatoslav PYLYPENKO	UKR	Microlise Cresswell Racing	HONDA	2'45.965	5 8	16.588 4.147



BRITISH GRAND PRIX - ROUND 6

Race Nr. 1

Chronological Analysis of Performances

25

* Lap / Sector time cancelled

T1 Time from finish line to 1st intermediate

T3 Time from 2nd intermed. to 3rd intermed.

P Crossing the finish line in pit lane

T2 Time from 1st intermed. to 2nd intermed.

T4 Time from 3rd intermediate to finish line

Lap	Lap Time	T1	T2	T3	T4	Speed	Lap	Lap Time	T1	T2	T3	T4	Speed
1st 4 Sullivan MOUNSEY Wilson Racing/Maddis GBR Runs=1 Total laps=10 Full laps=9 Valid laps=8													
1	2'35.375	37.466	39.200	29.516	49.193	205.3	6	2'33.234	34.782	39.342	29.407	49.703	205.7
2	2'32.850	34.611	39.221	29.714	49.304	203.7	7	2'35.826	35.849	39.870	29.896	50.211	204.9
3	2'31.357	34.546	38.564	29.709	48.538	206.1	8	2'34.520	35.404	39.464	29.982	49.670	206.1
4	2'31.392	34.227	38.747	29.550	48.868	205.3	9	2'34.553	34.970	39.204	29.981	50.398	203.3
5	2'29.784	34.355	38.277	28.960	48.192	208.0	10	2'34.027	34.880	40.068	30.226	48.853	208.8
6	2'30.109 *	34.038	38.533	28.901	48.637*	207.6							
7	2'38.801			29.802	49.758	207.2							
8	2'34.229	35.160	39.677	29.880	49.512	206.5							
9	2'32.309	34.837	38.964	29.317	49.191	206.1							
10	2'32.876	34.545	39.184	29.513	49.634	206.5							
2nd 7 Harley MCCABE McCabe Racing GBR Runs=1 Total laps=10 Full laps=9 Valid laps=9													
1	2'42.342	39.780	40.732	30.297	51.533	201.1							
2	2'37.699	36.088	40.359	30.162	51.090	203.0							
3	2'36.165	35.652	40.461	29.798	50.254	201.8							
4	2'34.816	35.457	39.951	29.568	49.840	200.7							
5	2'33.521	34.931	39.779	29.274	49.537	201.4							
6	2'32.793	34.671	39.397	29.070	49.655	201.1							
7	2'35.486	36.890	39.572	29.426	49.598	201.8							
8	2'33.443	35.064	39.700	29.155	49.524	201.8							
9	2'32.735	34.868	39.433	28.971	49.463	203.0							
10	2'32.972	35.142	39.388	29.097	49.345	200.7							
3rd 29 Lucas BROWN Amphibian Scaffoldin GBR Runs=1 Total laps=10 Full laps=9 Valid laps=7													
1	2'40.063	38.812	40.287	30.449	50.515	201.1							
2	2'36.181	35.511	40.233	30.443	49.994	199.2							
3	2'34.866	35.040	39.968	30.005	49.853	203.0							
4	2'35.599	35.197	39.862	30.205	50.335	198.8							
5	2'34.139	35.252	39.770	29.669	49.448	202.2							
6	2'33.083	34.908	39.407	29.431	49.337	200.3							
7	2'35.255	36.084	39.557	29.607	50.007	200.0							
8	2'35.023	35.390	39.930	29.935	49.768	200.3							
9	2'33.762 *	34.619	39.520	29.866*	49.757	202.2							
10	2'34.525 *	35.124	40.347*	29.863	49.191	200.0							
4th 43 Amanuel BRINTON Kovara Projects / RS GBR Runs=1 Total laps=10 Full laps=9 Valid laps=7													
1	2'39.916	38.412	39.657	30.905	50.942	204.9							
2	2'37.075	35.939	39.685	30.806	50.645	207.2							
3	2'36.400	35.587	39.923	30.556	50.334	206.1							
4	2'34.555 *	35.366	39.283	30.276	49.630*	208.0							
5	2'32.444 *	34.864	38.591	29.748	49.241*	207.6							
5th 23 Rhys STEPHENSO Rocket Racing GBR Runs=1 Total laps=10 Full laps=9 Valid laps=9													
1	2'41.074	38.970	40.505	30.832	50.767	204.1							
2	2'39.136	36.431	40.845	31.136	50.724	203.0							
3	2'36.919	35.668	40.459	30.447	50.345	204.1							
4	2'37.841	35.860	40.586	30.486	50.909	203.3							
5	2'37.060	35.828	40.157	30.414	50.661	202.6							
6	2'37.046	35.574	40.485	30.492	50.495	203.0							
7	2'37.428	36.379	40.767	30.242	50.040	204.1							
8	2'36.284	35.810	40.181	30.271	50.022	203.7							
9	2'35.148	35.196	39.978	30.229	49.745	203.3							
10	2'34.778	35.099	39.748	30.076	49.855	200.0							
6th 75 Filip SUROWIAK FS75 / Fab-Racing POL Runs=1 Total laps=10 Full laps=9 Valid laps=9													
1	2'43.733	40.240	41.088	31.014	51.391	206.8							
2	2'39.551	36.197	41.117	30.860	51.377	205.3							
3	2'37.851	35.733	40.672	30.442	51.004	205.7							
4	2'36.771	35.480	40.100	30.525	50.666	207.6							
5	2'36.512	35.265	39.968	30.509	50.770	208.0							
6	2'36.226	35.349	39.803	30.580	50.494	206.5							
7	2'35.754	35.306	40.103	30.165	50.180	205.3							
8	2'36.261	35.411	40.320	30.265	50.265	204.5							
9	2'36.100	35.056	40.303	30.300	50.441	201.8							
10	2'34.507	34.954	39.560	30.184	49.809	208.0							
7th 48 Ollie WALKER VisionTrack Racing T GBR Runs=1 Total laps=10 Full laps=9 Valid laps=9													
1	2'44.750	40.743	40.949	31.249	51.809	206.8							
2	2'40.008	36.548	40.749	31.123	51.588	203.3							
3	2'38.017	35.841	40.547	30.576	51.053	204.9							
4	2'37.502	35.976	40.370	30.298	50.858	203.7							
5	2'36.371	35.600	39.959	30.236	50.576	204.5							
6	2'36.035	35.314	40.050	30.182	50.489	205.3							
7	2'35.278	35.346	39.825	30.013	50.094	207.2							
8	2'35.674	35.681	39.844	30.079	50.070	207.2							
9	2'34.995	34.984	39.613	30.213	50.185	203.3							
10	2'34.884	35.364	39.291	29.956	50.273	204.5							

Fastest Lap: Evan BELFORD City Lifting / RS Racin GBR 2'29.377 33.842 38.266 28.857 48.412

DORNA DATA PROCESSING TIMING SERVICE DORNA DATA PROCESSING TIMING SERVICE DORNA DATA PROCESSING TIMING SERVICE DORNA DATA PROCESSING TIMING SERVICE DORNA DATA PROCESSING TIMING SERVICE DORNA DATA PROCESSING TIMING SERVICE DORNA DATA PROCESSING TIMING SERVICE DORNA DATA PROCESSING TIMING SERVICE DORNA DATA PROCCESSS

Race Nr. 1

BTC

Lap	Lap Time	T1	T2	T3	T4	Speed	Lap	Lap Time	T1	T2	T3	T4	Speed																																																																																																																																												
<div style="display: flex; justify-content: space-between;"> <div style="width: 45%;"> <p>8th 24 Ryan FROST Talentum Motorsport GBR Runs=1 Total laps=10 Full laps=9 Valid laps=9</p> <tr><td>1</td><td>2'43.826</td><td>40.479</td><td>40.876</td><td>31.261</td><td>51.210</td><td>205.7</td></tr> <tr><td>2</td><td>2'38.705</td><td>36.232</td><td>41.160</td><td>30.922</td><td>50.391</td><td>203.0</td></tr> <tr><td>3</td><td>2'37.703</td><td>35.667</td><td>40.832</td><td>30.667</td><td>50.537</td><td>200.0</td></tr> <tr><td>4</td><td>2'36.677</td><td>35.652</td><td>40.391</td><td>30.461</td><td>50.173</td><td>201.4</td></tr> <tr><td>5</td><td>2'37.113</td><td>35.718</td><td>40.232</td><td>30.514</td><td>50.649</td><td>200.7</td></tr> <tr><td>6</td><td>2'36.783</td><td>35.340</td><td>40.402</td><td>30.615</td><td>50.426</td><td>205.3</td></tr> <tr><td>7</td><td>2'36.556</td><td>35.643</td><td>40.119</td><td>30.598</td><td>50.196</td><td>204.5</td></tr> <tr><td>8</td><td>2'36.363</td><td>35.587</td><td>40.058</td><td>30.437</td><td>50.281</td><td>201.8</td></tr> <tr><td>9</td><td>2'35.225</td><td>35.310</td><td>39.725</td><td>30.190</td><td>50.000</td><td>204.1</td></tr> <tr><td>10</td><td>2'35.159</td><td>35.350</td><td>39.586</td><td>30.093</td><td>50.130</td><td>201.1</td></tr> </div> <div style="width: 45%;"> <p>3 2'42.309 36.973 41.550 31.368 52.418 198.1</p> <p>4 2'40.586 36.406 41.137 31.086 51.957 197.8</p> <p>5 2'40.616 36.471 41.154 30.993 51.998 198.1</p> <p>6 2'39.384 36.464 40.963 30.538 51.419 197.4</p> <p>7 2'38.761 35.758 40.764 30.480 51.759 198.1</p> <p>8 2'40.353 36.209 41.067 30.906 52.171 198.5</p> <p>9 2'39.869 35.923 41.339 30.818 51.789 198.8</p> <p>10 2'39.807 36.022 40.944 30.861 51.980 197.8</p> </div> </div>														1	2'43.826	40.479	40.876	31.261	51.210	205.7	2	2'38.705	36.232	41.160	30.922	50.391	203.0	3	2'37.703	35.667	40.832	30.667	50.537	200.0	4	2'36.677	35.652	40.391	30.461	50.173	201.4	5	2'37.113	35.718	40.232	30.514	50.649	200.7	6	2'36.783	35.340	40.402	30.615	50.426	205.3	7	2'36.556	35.643	40.119	30.598	50.196	204.5	8	2'36.363	35.587	40.058	30.437	50.281	201.8	9	2'35.225	35.310	39.725	30.190	50.000	204.1	10	2'35.159	35.350	39.586	30.093	50.130	201.1																																																																						
1	2'43.826	40.479	40.876	31.261	51.210	205.7																																																																																																																																																			
2	2'38.705	36.232	41.160	30.922	50.391	203.0																																																																																																																																																			
3	2'37.703	35.667	40.832	30.667	50.537	200.0																																																																																																																																																			
4	2'36.677	35.652	40.391	30.461	50.173	201.4																																																																																																																																																			
5	2'37.113	35.718	40.232	30.514	50.649	200.7																																																																																																																																																			
6	2'36.783	35.340	40.402	30.615	50.426	205.3																																																																																																																																																			
7	2'36.556	35.643	40.119	30.598	50.196	204.5																																																																																																																																																			
8	2'36.363	35.587	40.058	30.437	50.281	201.8																																																																																																																																																			
9	2'35.225	35.310	39.725	30.190	50.000	204.1																																																																																																																																																			
10	2'35.159	35.350	39.586	30.093	50.130	201.1																																																																																																																																																			
<div style="display: flex; justify-content: space-between;"> <div style="width: 45%;"> <p>9th 55 Harrison DESSOY Microlise Cresswell R GBR Runs=1 Total laps=10 Full laps=9 Valid laps=9</p> <tr><td>1</td><td>2'42.626</td><td>40.001</td><td>40.646</td><td>30.731</td><td>51.248</td><td>204.9</td></tr> <tr><td>2</td><td>2'38.260</td><td>35.987</td><td>40.345</td><td>30.917</td><td>51.011</td><td>203.0</td></tr> <tr><td>3</td><td>2'37.391</td><td>35.511</td><td>40.428</td><td>30.647</td><td>50.805</td><td>203.3</td></tr> <tr><td>4</td><td>2'37.414</td><td>35.736</td><td>40.434</td><td>30.454</td><td>50.790</td><td>204.1</td></tr> <tr><td>5</td><td>2'37.042</td><td>35.621</td><td>39.948</td><td>30.617</td><td>50.856</td><td>203.7</td></tr> <tr><td>6</td><td>2'36.655</td><td>35.428</td><td>40.152</td><td>30.720</td><td>50.355</td><td>204.1</td></tr> <tr><td>7</td><td>2'38.232</td><td>36.741</td><td>40.368</td><td>30.367</td><td>50.756</td><td>204.5</td></tr> <tr><td>8</td><td>2'37.038</td><td>35.795</td><td>40.539</td><td>30.319</td><td>50.385</td><td>204.1</td></tr> <tr><td>9</td><td>2'34.828</td><td>35.160</td><td>39.524</td><td>29.953</td><td>50.191</td><td>208.8</td></tr> <tr><td>10</td><td>2'34.767</td><td>35.255</td><td>39.430</td><td>30.110</td><td>49.972</td><td>204.9</td></tr> </div> <div style="width: 45%;"> <p>13th 33 Elijah BANISH VisionTrack Racing T USA Runs=1 Total laps=10 Full laps=9 Valid laps=9</p> <tr><td>1</td><td>2'49.666</td><td>41.983</td><td>41.447</td><td>32.904</td><td>53.332</td><td>203.0</td></tr> <tr><td>2</td><td>2'42.860</td><td>36.955</td><td>41.166</td><td>32.119</td><td>52.620</td><td>203.0</td></tr> <tr><td>3</td><td>2'42.691</td><td>37.143</td><td>41.787</td><td>31.745</td><td>52.016</td><td>201.4</td></tr> <tr><td>4</td><td>2'40.747</td><td>36.414</td><td>41.289</td><td>31.583</td><td>51.461</td><td>204.9</td></tr> <tr><td>5</td><td>2'38.800</td><td>36.026</td><td>40.531</td><td>31.250</td><td>50.993</td><td>204.1</td></tr> <tr><td>6</td><td>2'39.521</td><td>36.528</td><td>40.674</td><td>31.190</td><td>51.129</td><td>204.9</td></tr> <tr><td>7</td><td>2'38.875</td><td>35.656</td><td>40.745</td><td>31.008</td><td>51.466</td><td>201.4</td></tr> <tr><td>8</td><td>2'39.499</td><td>36.239</td><td>40.922</td><td>30.890</td><td>51.448</td><td>203.3</td></tr> <tr><td>9</td><td>2'39.501</td><td>36.083</td><td>40.821</td><td>31.361</td><td>51.236</td><td>206.8</td></tr> <tr><td>10</td><td>2'39.793</td><td>36.617</td><td>40.495</td><td>31.073</td><td>51.608</td><td>204.9</td></tr> </div> </div>														1	2'42.626	40.001	40.646	30.731	51.248	204.9	2	2'38.260	35.987	40.345	30.917	51.011	203.0	3	2'37.391	35.511	40.428	30.647	50.805	203.3	4	2'37.414	35.736	40.434	30.454	50.790	204.1	5	2'37.042	35.621	39.948	30.617	50.856	203.7	6	2'36.655	35.428	40.152	30.720	50.355	204.1	7	2'38.232	36.741	40.368	30.367	50.756	204.5	8	2'37.038	35.795	40.539	30.319	50.385	204.1	9	2'34.828	35.160	39.524	29.953	50.191	208.8	10	2'34.767	35.255	39.430	30.110	49.972	204.9	1	2'49.666	41.983	41.447	32.904	53.332	203.0	2	2'42.860	36.955	41.166	32.119	52.620	203.0	3	2'42.691	37.143	41.787	31.745	52.016	201.4	4	2'40.747	36.414	41.289	31.583	51.461	204.9	5	2'38.800	36.026	40.531	31.250	50.993	204.1	6	2'39.521	36.528	40.674	31.190	51.129	204.9	7	2'38.875	35.656	40.745	31.008	51.466	201.4	8	2'39.499	36.239	40.922	30.890	51.448	203.3	9	2'39.501	36.083	40.821	31.361	51.236	206.8	10	2'39.793	36.617	40.495	31.073	51.608	204.9
1	2'42.626	40.001	40.646	30.731	51.248	204.9																																																																																																																																																			
2	2'38.260	35.987	40.345	30.917	51.011	203.0																																																																																																																																																			
3	2'37.391	35.511	40.428	30.647	50.805	203.3																																																																																																																																																			
4	2'37.414	35.736	40.434	30.454	50.790	204.1																																																																																																																																																			
5	2'37.042	35.621	39.948	30.617	50.856	203.7																																																																																																																																																			
6	2'36.655	35.428	40.152	30.720	50.355	204.1																																																																																																																																																			
7	2'38.232	36.741	40.368	30.367	50.756	204.5																																																																																																																																																			
8	2'37.038	35.795	40.539	30.319	50.385	204.1																																																																																																																																																			
9	2'34.828	35.160	39.524	29.953	50.191	208.8																																																																																																																																																			
10	2'34.767	35.255	39.430	30.110	49.972	204.9																																																																																																																																																			
1	2'49.666	41.983	41.447	32.904	53.332	203.0																																																																																																																																																			
2	2'42.860	36.955	41.166	32.119	52.620	203.0																																																																																																																																																			
3	2'42.691	37.143	41.787	31.745	52.016	201.4																																																																																																																																																			
4	2'40.747	36.414	41.289	31.583	51.461	204.9																																																																																																																																																			
5	2'38.800	36.026	40.531	31.250	50.993	204.1																																																																																																																																																			
6	2'39.521	36.528	40.674	31.190	51.129	204.9																																																																																																																																																			
7	2'38.875	35.656	40.745	31.008	51.466	201.4																																																																																																																																																			
8	2'39.499	36.239	40.922	30.890	51.448	203.3																																																																																																																																																			
9	2'39.501	36.083	40.821	31.361	51.236	206.8																																																																																																																																																			
10	2'39.793	36.617	40.495	31.073	51.608	204.9																																																																																																																																																			
<div style="display: flex; justify-content: space-between;"> <div style="width: 45%;"> <p>10th 8 Alfie DAVIDSON Banks Racing GBR Runs=1 Total laps=10 Full laps=9 Valid laps=9</p> <tr><td>1</td><td>2'44.786</td><td>41.501</td><td>41.204</td><td>30.737</td><td>51.344</td><td>203.0</td></tr> <tr><td>2</td><td>2'39.481</td><td>36.259</td><td>41.042</td><td>30.968</td><td>51.212</td><td>199.6</td></tr> <tr><td>3</td><td>2'38.241</td><td>35.761</td><td>40.691</td><td>30.588</td><td>51.201</td><td>200.0</td></tr> <tr><td>4</td><td>2'38.568</td><td>35.798</td><td>40.904</td><td>30.478</td><td>51.388</td><td>199.6</td></tr> <tr><td>5</td><td>2'37.355</td><td>35.476</td><td>40.488</td><td>30.525</td><td>50.866</td><td>197.8</td></tr> <tr><td>6</td><td>2'37.703</td><td>35.597</td><td>40.766</td><td>30.511</td><td>50.829</td><td>199.2</td></tr> <tr><td>7</td><td>2'38.174</td><td>35.914</td><td>40.819</td><td>30.656</td><td>50.785</td><td>199.6</td></tr> <tr><td>8</td><td>2'39.087</td><td>36.019</td><td>40.882</td><td>31.071</td><td>51.115</td><td>194.9</td></tr> <tr><td>9</td><td>2'38.171</td><td>35.723</td><td>40.687</td><td>30.762</td><td>50.999</td><td>197.0</td></tr> <tr><td>10</td><td>2'39.330</td><td>36.086</td><td>40.854</td><td>30.822</td><td>51.568</td><td>194.9</td></tr> </div> <div style="width: 45%;"> <p>14th 66 Ronnie HARRIS Kovara Projects / RS GBR Runs=1 Total laps=10 Full laps=9 Valid laps=9</p> <tr><td>1</td><td>2'49.489</td><td>42.672</td><td>41.552</td><td>32.317</td><td>52.948</td><td>208.0</td></tr> <tr><td>2</td><td>2'41.059</td><td>36.763</td><td>40.600</td><td>31.352</td><td>52.344</td><td>206.5</td></tr> <tr><td>3</td><td>2'42.219</td><td>36.943</td><td>41.391</td><td>31.680</td><td>52.205</td><td>208.0</td></tr> <tr><td>4</td><td>2'40.671</td><td>36.679</td><td>40.606</td><td>31.359</td><td>52.027</td><td>206.1</td></tr> <tr><td>5</td><td>2'41.027</td><td>36.806</td><td>40.215</td><td>31.330</td><td>52.676</td><td>207.6</td></tr> <tr><td>6</td><td>2'38.907</td><td>36.591</td><td>40.452</td><td>30.526</td><td>51.338</td><td>208.4</td></tr> <tr><td>7</td><td>2'38.834</td><td>35.758</td><td>40.531</td><td>30.632</td><td>51.913</td><td>206.1</td></tr> <tr><td>8</td><td>2'40.195</td><td>36.099</td><td>40.853</td><td>31.131</td><td>52.112</td><td>205.3</td></tr> <tr><td>9</td><td>2'40.032</td><td>36.018</td><td>41.062</td><td>31.012</td><td>51.940</td><td>206.5</td></tr> <tr><td>10</td><td>2'39.648</td><td>36.028</td><td>40.632</td><td>30.932</td><td>52.056</td><td>208.0</td></tr> </div> </div>														1	2'44.786	41.501	41.204	30.737	51.344	203.0	2	2'39.481	36.259	41.042	30.968	51.212	199.6	3	2'38.241	35.761	40.691	30.588	51.201	200.0	4	2'38.568	35.798	40.904	30.478	51.388	199.6	5	2'37.355	35.476	40.488	30.525	50.866	197.8	6	2'37.703	35.597	40.766	30.511	50.829	199.2	7	2'38.174	35.914	40.819	30.656	50.785	199.6	8	2'39.087	36.019	40.882	31.071	51.115	194.9	9	2'38.171	35.723	40.687	30.762	50.999	197.0	10	2'39.330	36.086	40.854	30.822	51.568	194.9	1	2'49.489	42.672	41.552	32.317	52.948	208.0	2	2'41.059	36.763	40.600	31.352	52.344	206.5	3	2'42.219	36.943	41.391	31.680	52.205	208.0	4	2'40.671	36.679	40.606	31.359	52.027	206.1	5	2'41.027	36.806	40.215	31.330	52.676	207.6	6	2'38.907	36.591	40.452	30.526	51.338	208.4	7	2'38.834	35.758	40.531	30.632	51.913	206.1	8	2'40.195	36.099	40.853	31.131	52.112	205.3	9	2'40.032	36.018	41.062	31.012	51.940	206.5	10	2'39.648	36.028	40.632	30.932	52.056	208.0
1	2'44.786	41.501	41.204	30.737	51.344	203.0																																																																																																																																																			
2	2'39.481	36.259	41.042	30.968	51.212	199.6																																																																																																																																																			
3	2'38.241	35.761	40.691	30.588	51.201	200.0																																																																																																																																																			
4	2'38.568	35.798	40.904	30.478	51.388	199.6																																																																																																																																																			
5	2'37.355	35.476	40.488	30.525	50.866	197.8																																																																																																																																																			
6	2'37.703	35.597	40.766	30.511	50.829	199.2																																																																																																																																																			
7	2'38.174	35.914	40.819	30.656	50.785	199.6																																																																																																																																																			
8	2'39.087	36.019	40.882	31.071	51.115	194.9																																																																																																																																																			
9	2'38.171	35.723	40.687	30.762	50.999	197.0																																																																																																																																																			
10	2'39.330	36.086	40.854	30.822	51.568	194.9																																																																																																																																																			
1	2'49.489	42.672	41.552	32.317	52.948	208.0																																																																																																																																																			
2	2'41.059	36.763	40.600	31.352	52.344	206.5																																																																																																																																																			
3	2'42.219	36.943	41.391	31.680	52.205	208.0																																																																																																																																																			
4	2'40.671	36.679	40.606	31.359	52.027	206.1																																																																																																																																																			
5	2'41.027	36.806	40.215	31.330	52.676	207.6																																																																																																																																																			
6	2'38.907	36.591	40.452	30.526	51.338	208.4																																																																																																																																																			
7	2'38.834	35.758	40.531	30.632	51.913	206.1																																																																																																																																																			
8	2'40.195	36.099	40.853	31.131	52.112	205.3																																																																																																																																																			
9	2'40.032	36.018	41.062	31.012	51.940	206.5																																																																																																																																																			
10	2'39.648	36.028	40.632	30.932	52.056	208.0																																																																																																																																																			
<div style="display: flex; justify-content: space-between;"> <div style="width: 45%;"> <p>11th 19 Scott MCPHEE SMP Racing GBR Runs=1 Total laps=10 Full laps=9 Valid laps=9</p> <tr><td>1</td><td>2'50.629</td><td>44.173</td><td>42.368</td><td>32.021</td><td>52.067</td><td>206.5</td></tr> <tr><td>2</td><td>2'43.073</td><td>37.845</td><td>41.789</td><td>31.658</td><td>51.781</td><td>200.7</td></tr> <tr><td>3</td><td>2'40.652</td><td>36.488</td><td>41.318</td><td>31.014</td><td>51.832</td><td>203.0</td></tr> <tr><td>4</td><td>2'39.950</td><td>36.201</td><td>40.781</td><td>31.167</td><td>51.801</td><td>206.1</td></tr> <tr><td>5</td><td>2'40.013</td><td>36.136</td><td>40.522</td><td>31.203</td><td>52.152</td><td>208.8</td></tr> <tr><td>6</td><td>2'37.830</td><td>36.289</td><td>40.449</td><td>30.102</td><td>50.990</td><td>203.3</td></tr> <tr><td>7</td><td>2'38.120</td><td>35.531</td><td>40.502</td><td>30.444</td><td>51.643</td><td>201.8</td></tr> <tr><td>8</td><td>2'38.466</td><td>35.834</td><td>40.470</td><td>30.711</td><td>51.451</td><td>202.6</td></tr> <tr><td>9</td><td>2'38.152</td><td>35.759</td><td>40.413</td><td>30.551</td><td>51.429</td><td>203.3</td></tr> <tr><td>10</td><td>2'39.452</td><td>36.233</td><td>40.789</td><td>30.673</td><td>51.757</td><td>201.8</td></tr> </div> <div style="width: 45%;"> <p>15th 99 Peter WILLIS Belfast Chaffer Hire GBR Runs=1 Total laps=10 Full laps=9 Valid laps=9</p> <tr><td>1</td><td>2'48.043</td><td>41.154</td><td>41.767</td><td>32.165</td><td>52.957</td><td>198.8</td></tr> <tr><td>2</td><td>2'43.319</td><td>37.602</td><td>41.546</td><td>31.672</td><td>52.499</td><td>197.4</td></tr> <tr><td>3</td><td>2'41.685</td><td>36.612</td><td>41.051</td><td>31.733</td><td>52.289</td><td>198.8</td></tr> <tr><td>4</td><td>2'41.782</td><td>36.869</td><td>41.371</td><td>31.486</td><td>52.056</td><td>199.6</td></tr> <tr><td>5</td><td>2'40.432</td><td>36.316</td><td>40.940</td><td>31.221</td><td>51.955</td><td>195.6</td></tr> <tr><td>6</td><td>2'40.236</td><td>36.513</td><td>40.773</td><td>31.249</td><td>51.701</td><td>200.3</td></tr> <tr><td>7</td><td>2'41.863</td><td>36.652</td><td>41.482</td><td>31.209</td><td>52.520</td><td>197.0</td></tr> <tr><td>8</td><td>2'41.551</td><td>36.532</td><td>41.573</td><td>31.308</td><td>52.138</td><td>199.2</td></tr> <tr><td>9</td><td>2'40.290</td><td>36.484</td><td>40.981</td><td>31.098</td><td>51.727</td><td>200.7</td></tr> <tr><td>10</td><td>2'39.730</td><td>35.993</td><td>41.072</td><td>30.939</td><td>51.726</td><td>197.8</td></tr> </div> </div>														1	2'50.629	44.173	42.368	32.021	52.067	206.5	2	2'43.073	37.845	41.789	31.658	51.781	200.7	3	2'40.652	36.488	41.318	31.014	51.832	203.0	4	2'39.950	36.201	40.781	31.167	51.801	206.1	5	2'40.013	36.136	40.522	31.203	52.152	208.8	6	2'37.830	36.289	40.449	30.102	50.990	203.3	7	2'38.120	35.531	40.502	30.444	51.643	201.8	8	2'38.466	35.834	40.470	30.711	51.451	202.6	9	2'38.152	35.759	40.413	30.551	51.429	203.3	10	2'39.452	36.233	40.789	30.673	51.757	201.8	1	2'48.043	41.154	41.767	32.165	52.957	198.8	2	2'43.319	37.602	41.546	31.672	52.499	197.4	3	2'41.685	36.612	41.051	31.733	52.289	198.8	4	2'41.782	36.869	41.371	31.486	52.056	199.6	5	2'40.432	36.316	40.940	31.221	51.955	195.6	6	2'40.236	36.513	40.773	31.249	51.701	200.3	7	2'41.863	36.652	41.482	31.209	52.520	197.0	8	2'41.551	36.532	41.573	31.308	52.138	199.2	9	2'40.290	36.484	40.981	31.098	51.727	200.7	10	2'39.730	35.993	41.072	30.939	51.726	197.8
1	2'50.629	44.173	42.368	32.021	52.067	206.5																																																																																																																																																			
2	2'43.073	37.845	41.789	31.658	51.781	200.7																																																																																																																																																			
3	2'40.652	36.488	41.318	31.014	51.832	203.0																																																																																																																																																			
4	2'39.950	36.201	40.781	31.167	51.801	206.1																																																																																																																																																			
5	2'40.013	36.136	40.522	31.203	52.152	208.8																																																																																																																																																			
6	2'37.830	36.289	40.449	30.102	50.990	203.3																																																																																																																																																			
7	2'38.120	35.531	40.502	30.444	51.643	201.8																																																																																																																																																			
8	2'38.466	35.834	40.470	30.711	51.451	202.6																																																																																																																																																			
9	2'38.152	35.759	40.413	30.551	51.429	203.3																																																																																																																																																			
10	2'39.452	36.233	40.789	30.673	51.757	201.8																																																																																																																																																			
1	2'48.043	41.154	41.767	32.165	52.957	198.8																																																																																																																																																			
2	2'43.319	37.602	41.546	31.672	52.499	197.4																																																																																																																																																			
3	2'41.685	36.612	41.051	31.733	52.289	198.8																																																																																																																																																			
4	2'41.782	36.869	41.371	31.486	52.056	199.6																																																																																																																																																			
5	2'40.432	36.316	40.940	31.221	51.955	195.6																																																																																																																																																			
6	2'40.236	36.513	40.773	31.249	51.701	200.3																																																																																																																																																			
7	2'41.863	36.652	41.482	31.209	52.520	197.0																																																																																																																																																			
8	2'41.551	36.532	41.573	31.308	52.138	199.2																																																																																																																																																			
9	2'40.290	36.484	40.981	31.098	51.727	200.7																																																																																																																																																			
10	2'39.730	35.993	41.072	30.939	51.726	197.8																																																																																																																																																			
<div style="display: flex; justify-content: space-between;"> <div style="width: 45%;"> <p>12th 28 Charlie BARNES Talentum Motorsport GBR Runs=1 Total laps=10 Full laps=9 Valid laps=9</p> <tr><td>1</td><td>2'48.193</td><td>42.280</td><td>41.832</td><td>31.275</td><td>52.806</td><td>196.7</td></tr> <tr><td>2</td><td>2'41.900</td><td>37.006</td><td>41.448</td><td>31.203</td><td>52.243</td><td>196.3</td></tr> </div> <div style="width: 45%;"> <p>16th 2 Josh BANNISTER Dunsley Heat Racing GBR Runs=1 Total laps=10 Full laps=9 Valid laps=6</p> <tr><td>1</td><td>2'50.292</td><td>42.101</td><td>42.309</td><td>32.663</td><td>53.219</td><td>202.2</td></tr> <tr><td>2</td><td>2'44.974</td><td>37.854</td><td>41.860</td><td>32.193</td><td>53.067</td><td>201.1</td></tr> <tr><td>3</td><td>2'43.323</td><td>37.282</td><td>42.115</td><td>31.521</td><td>52.405</td><td>198.1</td></tr> <tr><td>4</td><td>2'41.902</td><td>36.962</td><td>41.469</td><td>31.516</td><td>51.955</td><td>199.6</td></tr> <tr><td>5</td><td>2'41.376</td><td>36.696</td><td>41.239</td><td>31.296</td><td>52.145</td><td>196.3</td></tr> <tr><td>6</td><td>2'41.100</td><td>36.618</td><td>41.081</td><td>31.261</td><td>52.140*</td><td>198.5</td></tr> </div> </div>														1	2'48.193	42.280	41.832	31.275	52.806	196.7	2	2'41.900	37.006	41.448	31.203	52.243	196.3	1	2'50.292	42.101	42.309	32.663	53.219	202.2	2	2'44.974	37.854	41.860	32.193	53.067	201.1	3	2'43.323	37.282	42.115	31.521	52.405	198.1	4	2'41.902	36.962	41.469	31.516	51.955	199.6	5	2'41.376	36.696	41.239	31.296	52.145	196.3	6	2'41.100	36.618	41.081	31.261	52.140*	198.5																																																																																				
1	2'48.193	42.280	41.832	31.275	52.806	196.7																																																																																																																																																			
2	2'41.900	37.006	41.448	31.203	52.243	196.3																																																																																																																																																			
1	2'50.292	42.101	42.309	32.663	53.219	202.2																																																																																																																																																			
2	2'44.974	37.854	41.860	32.193	53.067	201.1																																																																																																																																																			
3	2'43.323	37.282	42.115	31.521	52.405	198.1																																																																																																																																																			
4	2'41.902	36.962	41.469	31.516	51.955	199.6																																																																																																																																																			
5	2'41.376	36.696	41.239	31.296	52.145	196.3																																																																																																																																																			
6	2'41.100	36.618	41.081	31.261	52.140*	198.5																																																																																																																																																			

Fastest Lap: Evan BELFORD	City Lifting / RS Racin GBR	2'29.377	33.842	38.266	28.857	48.412
----------------------------------	-----------------------------	----------	--------	--------	--------	--------

DORNA DATA PROCESSING TIMING SERVICE DORNA DATA PROCESSING TIMING SERVICE DORNA DATA PROCESSING TIMING SERVICE DORNA DATA PROCESSING TIMING SERVICE DORNA DATA PROCESSING TIMING SERVICE DORNA DATA PROCESSING TIMING SERVICE DORNA DATA PROCESSING TIMING SERVICE DORNA DATA PROCESSING TIMING SERVICE DORNA DATA PROCESSING TIMING SERVICE DORNA DATA PROCESSES

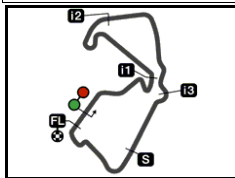
Race Nr. 1**BTC**

Lap	Lap Time	T1	T2	T3	T4	Speed	Lap	Lap Time	T1	T2	T3	T4	Speed		
7	2'40.308	36.533	40.802	31.001	51.972	196.0	21st 11	Iwan JONES Runs=1 Total laps=10 Full laps=9 Valid laps=8 Jones Brothers Racin GBR	1	2'53.886	43.474	42.995	33.191	54.226	204.1
8	2'40.275 *	36.316	41.357*	30.922	51.680	196.3			2	2'47.531	38.333	42.566	32.767	53.865	198.8
9	2'38.926 *	36.036	40.618	30.477	51.795*	191.8			3	2'45.380	37.822	42.482	32.123	52.953	200.3
10	2'41.756	36.296	42.078	31.033	52.349	195.2			4	2'45.318	38.245	42.641	32.243	52.189	203.0
17th 76 Charlie HUNTINGF Opteven Mototechniks GBR Runs=1 Total laps=10 Full laps=9 Valid laps=9									5	2'43.604	37.244	42.152	31.991	52.217	198.1
1	2'51.331	42.855	42.136	32.735	53.605	204.5			6	2'42.927	36.938	42.163	32.070	51.756	202.6
2	2'45.438	37.754	41.909	32.200	53.575	202.2			7	2'41.359	36.367	41.714	31.684	51.594	199.6
3	2'44.445	37.205	42.234	32.062	52.944	203.7			8	2'41.763 *	36.461	42.047*	31.513	51.742	201.8
4	2'42.650	36.840	41.302	32.014	52.494	202.6			9	2'39.969	36.244	41.248	31.345	51.132	201.1
5	2'41.853	36.613	41.330	31.537	52.373	202.6			10	2'38.445	35.928	40.453	31.105	50.959	196.7
6	2'41.379	36.278	40.894	32.093	52.114	202.6	22nd 61 Harrison MACKAY Wilson Racing / Super GBR Runs=1 Total laps=10 Full laps=9 Valid laps=9								
7	2'40.423	35.996	40.989	31.417	52.021	201.8	1	2'49.862	41.439	41.921	32.709	53.793	204.9		
8	2'40.073	36.128	40.867	31.380	51.698	201.4	2	2'45.769	37.639	42.031	32.539	53.560	201.8		
9	2'39.918	35.976	40.687	31.606	51.649	202.6	3	2'44.109	37.153	41.920	31.969	53.067	205.7		
10	2'39.675	35.768	40.616	31.379	51.912	200.0	4	2'43.116	36.964	41.351	32.138	52.663	203.0		
18th 64 Clayton EDMUNDS City Lifting GBR Runs=1 Total laps=10 Full laps=9 Valid laps=9							5	2'43.181	36.888	41.351	31.805	53.137	201.1		
1	2'49.984	42.763	41.785	32.367	53.069	206.1	6	2'45.065	37.066	41.454	32.709	53.836	200.7		
2	2'45.879	38.320	41.496	32.695	53.368	202.6	7	2'46.553	37.532	42.086	32.881	54.054	201.1		
3	2'43.428	37.162	41.905	32.026	52.335	201.1	8	2'43.833	37.619	41.432	32.087	52.695	204.5		
4	2'42.335	37.153	41.466	31.559	52.157	201.4	9	2'41.437	36.850	41.028	31.685	51.874	202.6		
5	2'42.260	37.192	41.415	31.516	52.137	200.7	10	2'42.821	36.347	40.730	31.749	53.995	198.1		
6	2'42.119	36.938	41.162	31.917	52.102	197.4	23rd 41 Luca HOPKINS Barnsdale Leisure / S GBR Runs=1 Total laps=10 Full laps=9 Valid laps=9								
7	2'42.047	36.507	41.405	31.914	52.221	202.6	1	2'52.827	43.629	42.623	33.028	53.547	204.1		
8	2'41.865	36.845	41.225	31.570	52.225	198.8	2	2'47.824	38.051	42.702	32.743	54.328	199.2		
9	2'41.378	36.643	41.304	31.377	52.054	197.0	3	2'47.557	38.382	42.861	32.604	53.710	201.4		
10	2'42.237	36.849	41.397	31.513	52.478	194.5	4	2'45.621	37.652	42.114	32.596	53.259	203.0		
19th 71 Daniel GOODMAN VisionTrack Racing T GBR Runs=1 Total laps=10 Full laps=9 Valid laps=9							5	2'43.989	37.348	41.510	32.322	52.809	201.8		
1	2'53.952	44.316	43.177	32.581	53.878	203.7	6	2'44.638	37.349	41.917	32.437	52.935	200.3		
2	2'47.765	38.096	42.602	33.150	53.917	205.3	7	2'43.376	37.193	41.489	32.077	52.617	198.5		
3	2'46.181	38.093	42.583	32.470	53.035	205.7	8	2'43.204	37.410	41.371	31.778	52.645	201.1		
4	2'45.024	37.398	42.341	32.469	52.816	204.1	9	2'41.894	36.981	40.930	31.604	52.379	198.8		
5	2'43.022	37.205	42.066	31.943	51.808	201.8	10	2'41.818	36.882	40.807	31.685	52.444	198.1		
6	2'40.959	36.677	41.717	31.511	51.054	202.6	24th 88 Sviatoslav PLYPE Microlise Cresswell R UKR Runs=1 Total laps=8 Full laps=6 Valid laps=6								
7	2'41.241	36.162	42.020	31.406	51.653	201.8	1	2'54.530	43.868	43.085	33.034	54.543	199.2		
8	2'40.935	36.293	41.612	31.420	51.610	203.0	2	2'48.081	38.828	42.979	32.368	53.906	196.7		
9	2'40.126	36.326	41.175	31.336	51.289	199.2	3	2'47.280	38.372	42.760	32.559	53.589	196.3		
10	2'39.679	35.764	41.074	31.084	51.757	199.6	4	2'46.423	38.375	42.395	32.346	53.307	195.2		
20th 67 George BOWES Microlise Cresswell R GBR Runs=1 Total laps=10 Full laps=9 Valid laps=9							5	2'45.965	37.769	42.586	32.341	53.269	194.9		
1	2'53.438	43.179	42.483	33.100	54.676	203.0	6	2'46.063	38.099	42.434	32.227	53.303	196.3		
2	2'48.126	38.236	42.696	33.016	54.178	202.6	7	2'46.276	37.831	42.746	32.261	53.438	195.2		
3	2'45.477	37.915	41.807	32.265	53.490	201.8	8	2'54.265 P	37.988	42.315	32.592	1'01.370	182.7		
4	2'45.618	37.676	42.460	32.460	53.022	202.2	25th 42 Ben JOLLIFFE Wilson Racing GBR Runs=1 Total laps=7 Full laps=5 Valid laps=5								
5	2'43.805	37.259	42.002	32.203	52.341	201.4	1	2'47.164	41.281	41.755	31.756	52.372	203.3		
6	2'41.698	36.684	41.453	31.807	51.754	202.6	2	2'43.488	37.415	42.171	31.795	52.107	203.3		
7	2'41.274	36.360	41.479	31.518	51.917	201.4	3	2'41.820	36.948	41.153	31.573	52.146	202.6		
8	2'40.352	36.262	40.718	31.557	51.815	204.5	4	2'41.234	37.074	41.229	31.463	51.468	200.0		
9	2'40.414	36.462	40.895	31.604	51.453	202.2									
10	2'38.767	36.159	40.404	30.986	51.218	201.8									

Fastest Lap: Evan BELFORD City Lifting / RS Racin GBR 2'29.377 33.842 38.266 28.857 48.412

DORNA DATA PROCESSING TIMING SERVICE DORNA DATA PROCESSING TIMING SERVICE DORNA DATA PROCESSING TIMING SERVICE DORNA DATA PROCESSING TIMING SERVICE DORNA DATA PROCESSING TIMING SERVICE DORNA DATA PROCESSING TIMING SERVICE DORNA DATA PROCESSING TIMING SERVICE DORNA DATA PROCESSING TIMING SERVICE DORNA DATA PROCESSING TIMING SERVICE DORNA DATA PROCCESSS






5900 m.

BRITISH GRAND PRIX - ROUND 6

Race Nr. 1

Fastest Laps Sequence

Lap	Race Time	 Rider	Nation	Motorcycle	Time	Km/h	Riders's Lap
2	5'08.076	52 Evan BELFORD	GBR	HONDA	2'32.122	139.6	2
3	7'39.554	52 Evan BELFORD	GBR	HONDA	2'31.478	140.2	3
3	7'39.582	4 Sullivan MOUNSEY	GBR	HONDA	2'31.357	140.3	3
4	10'10.572	52 Evan BELFORD	GBR	HONDA	2'31.018	140.6	4
5	12'40.467	52 Evan BELFORD	GBR	HONDA	2'29.895	141.6	5
5	12'40.758	4 Sullivan MOUNSEY	GBR	HONDA	2'29.784	141.8	5
6	15'09.844	52 Evan BELFORD	GBR	HONDA	2'29.377	142.1	6

DORNA DATA PROCESSING - TIMING SERVICE DORNA DATA PROCESSING - TIMING SERVICE DORNA DATA PROCESSING - TIMING SERVICE DORNA DATA PROCESSING - TIMING SERVICE DORNA DATA PROCESSING - TIMING SERVICE DORNA DATA PROCESSING - TIMING SERVICE DORNA DATA PROCESSING - TIMING SERVICE DORNA DATA PROCESSING

