

Qualifying

BTC

Lap	Lap Time	T1	T2	T3	T4	Speed	Lap	Lap Time	T1	T2	T3	T4	Speed
9	2'22.872 *	31.501	37.412*	28.107	45.852	203.3	12th 61	Harrison MACKAY	Wilson Racing / Super GBR				
10	2'21.703	31.513	36.589	27.852	45.749	198.5	Runs=2 Total laps=11		Full laps=8		Valid laps=8		
8th 40	Julian CORREA	Microlise Cresswell R USA					1	2'34.845	24.967	37.344	28.939	46.786	203.0
Runs=1 Total laps=11		Full laps=10		Valid laps=8		2	2'23.359	32.038	36.812	28.209	46.300	203.0	
1	2'34.425	24.545	37.077	28.202	46.751	199.2	3	2'29.031	32.164	37.351	29.101	50.415	164.1
2	2'23.620	32.142	36.960	28.069	46.449	199.2	4	2'22.959	32.135	36.658	28.023	46.143	203.3
3	2'34.959	32.463	37.434	34.559	50.503	180.3	5	2'23.928 P	31.959	36.558	28.279	47.132	193.8
4	2'22.273 *	31.655	36.331	27.940*	46.347	199.6	6	2'48.017	23.983	38.332	28.367	47.309	198.5
5	2'23.247	32.109	36.639	27.940	46.559	200.3	7	2'26.670	32.028	36.861	28.013	49.768	200.7
6	2'22.072	31.714	36.468	27.909	45.981	203.3	8	2'22.617	32.060	36.636	28.009	45.912	202.6
7	2'21.085	31.831	36.118	27.588	45.548	205.7	9	2'21.915	31.705	36.507	27.945	45.758	201.8
8	2'21.418	31.457	36.143	27.907	45.911	206.5	10	2'21.972	31.650	36.546	27.917	45.859	201.8
9	2'21.388	31.779	36.192	27.678	45.739	203.3	11	2'21.408	31.494	36.339	27.664	45.911	200.0
10	2'21.545	31.495	36.354	27.647	46.049	198.8	13th 8	Alfie DAVIDSON	Banks Racing		GBR		
11	2'22.030 *	31.646	36.384	27.819	46.181*	198.1	Runs=2 Total laps=10		Full laps=7		Valid laps=7		
9th 24	Ryan FROST	Talentum Motorsport GBR					1	2'36.672	24.853	37.939	28.708	46.812	196.0
Runs=1 Total laps=7		Full laps=6		Valid laps=6		2	2'23.776	32.157	36.949	28.075	46.595	196.7	
1	3'19.382	23.726	37.015	28.038	46.132	196.7	3	2'31.101 P	31.580	36.701	28.337	54.483	191.8
2	2'22.283	31.564	36.812	27.990	45.917	195.6	4	4'42.505	24.351	40.939	28.177	46.411	201.4
3	2'22.375	31.760	36.725	27.706	46.184	196.3	5	2'23.245	31.663	36.887	28.135	46.560	198.5
4	2'21.814	31.725	36.599	27.621	45.869	198.1	6	2'22.483	31.883	36.509	28.031	46.060	202.2
5	2'21.191	31.519	36.395	27.643	45.634	198.5	7	2'23.134	31.875	36.893	28.161	46.205	199.6
6	2'21.169	31.416	36.450	27.488	45.815	199.2	8	2'21.663	31.636	36.400	27.885	45.742	202.2
7	2'32.297	32.768	37.415	28.137	53.977	197.0	9	2'22.031	31.658	36.260	27.903	46.210	201.8
unfinished	31.536						10	2'25.644	31.810	36.617	29.115	48.102	183.3
10th 48	Ollie WALKER	VisionTrack Racing T GBR					14th 99	Peter WILLIS	Belfast Chauffer Hire GBR				
Runs=1 Total laps=11		Full laps=10		Valid laps=8		Runs=2 Total laps=10		Full laps=7		Valid laps=7			
1	2'39.859	26.830	37.561	28.447	48.733	181.2	1	2'35.882	26.203	37.315	28.607	46.785	196.3
2	2'23.543	32.266	36.839	27.940	46.498	203.3	2	2'23.950	31.987	37.152	28.186	46.625	198.1
3	2'23.237	32.261	36.834	27.935	46.207	202.6	3	2'24.481	31.869	36.903	28.281	47.428	188.8
4	2'22.650	31.852	36.557	27.966	46.275	204.5	4	2'24.274	31.997	37.108	28.261	46.908	196.3
5	2'25.311 *	31.962	39.669	27.680	46.000*	208.8	5	2'26.031 P	32.096	37.501	28.304	48.130	194.9
6	2'22.595	31.779	36.375	27.823	46.618	201.1	6	4'45.607	25.092	39.426	27.991	46.128	201.1
7	2'22.521	31.811	36.656	27.865	46.189	200.7	7	2'23.340	31.793	36.773	28.653	46.121	201.1
8	2'23.690	31.812	37.881	28.160	45.837	207.6	8	2'22.033	31.666	36.322	28.082	45.963	203.3
9	2'21.800 *	31.603	36.303	27.956	45.938*	208.0	9	2'22.342	31.775	36.463	27.978	46.126	199.2
10	2'21.320	31.643	36.273	27.535	45.869	208.8	10	2'22.757	31.737	36.452	28.363	46.205	200.3
11	2'21.498	31.525	36.210	27.760	46.003	197.8	15th 2	Josh BANNISTER	Dunsley Heat Racing		GBR		
11th 75	Filip SUROWIAK	FS75 / Fab-Racing POL					Runs=1 Total laps=11		Full laps=10		Valid laps=10		
Runs=1 Total laps=11		Full laps=10		Valid laps=9		1	3'14.424	24.797	37.905	28.473	46.321	194.5	
1	3'20.544	24.423	37.642	28.288	46.603	201.8	2	2'22.999	31.792	36.826	28.081	46.300	194.2
2	2'22.956	32.378	36.761	27.784	46.033	206.1	3	2'23.532	31.567	36.935	28.110	46.920	192.8
3	2'22.034	31.836	36.356	27.772	46.070	208.0	4	2'23.858	31.958	36.939	28.302	46.659	193.5
4	2'22.409	31.786	36.400	27.881	46.342	203.7	5	2'23.290	31.832	36.908	28.213	46.337	196.0
5	2'21.780 *	31.599	35.975	27.818	46.388*	206.1	6	2'23.529	31.794	36.943	28.090	46.702	193.2
6	2'27.301	33.541	36.871	28.035	48.854	203.3	7	2'23.392	31.977	37.038	27.908	46.469	195.2
7	2'21.562	31.663	36.162	27.645	46.092	206.1	8	2'22.121	31.750	36.465	28.085	45.821	198.1
8	2'22.125	31.681	36.545	27.910	45.989	201.4	9	2'23.494	31.764	36.538	28.130	47.062	197.8
9	2'21.789	31.563	36.417	27.865	45.944	202.2	10	2'22.519	31.703	36.533	27.903	46.380	196.0
10	2'21.328	31.662	36.325	27.714	45.627	207.2	11	2'22.678	31.831	36.545	28.139	46.163	195.6
11	2'21.414	31.849	35.969	27.874	45.722	200.7							

Fastest Lap: Evan BELFORD City Lifting / RS Racin GBR **2'19.240** 30.910 36.093 27.122 45.115

DORNA DATA PROCESSING TIMING SERVICE DORNA DATA PROCESSING TIMING SERVICE DORNA DATA PROCESSING TIMING SERVICE DORNA DATA PROCESSING TIMING SERVICE DORNA DATA PROCESSING TIMING SERVICE DORNA DATA PROCESSING TIMING SERVICE DORNA DATA PROCESSING TIMING SERVICE DORNA DATA PROCESSES



Qualifying

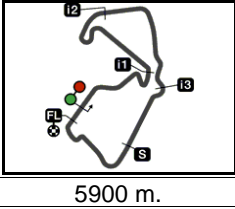
BTC

Lap	Lap Time	T1	T2	T3	T4	Speed	Lap	Lap Time	T1	T2	T3	T4	Speed				
16th	66	Ronnie HARRIS				Kovara Projects / RS GBR			20th	42	Ben JOLLIFFE				Wilson Racing GBR		
		Runs=1	Total laps=11	Full laps=10	Valid laps=10				Runs=1	Total laps=11	Full laps=10	Valid laps=8					
1	3'20.806	24.746	37.288	28.180	46.382	205.3	1	2'36.777	25.145	37.838	28.977	46.588	202.2				
2	2'22.512	32.019	36.560	27.861	46.072	205.7	2	2'24.279	31.826	37.403	28.534	46.516	205.3				
3	2'22.159	31.717	36.393	27.779	46.270	205.3	3	2'23.790	31.933	36.799	28.474	46.584	198.8				
4	2'22.328	32.063	36.095	27.730	46.440	204.9	4	2'24.223	31.921	37.388	28.305	46.609	198.8				
5	2'22.183	31.445	36.125	27.822	46.791	206.5	5	2'24.359	32.350	37.119	28.731	46.159	203.3				
6	2'22.437	32.083	36.249	27.829	46.276	205.7	6	2'25.563	33.589	37.068	28.614	46.292	198.8				
7	2'22.249	31.697	36.270	28.002	46.280	206.8	7	2'31.721 *	32.226	37.118	35.464*	46.913*	195.6				
8	2'22.347	31.871	36.294	28.144	46.038	205.3	8	2'24.299	32.124	37.158	28.519	46.498	195.6				
9	2'22.846	31.754	36.498	28.170	46.424	205.7	9	2'24.134	31.734	37.048	28.304	47.048	196.3				
10	2'22.829	32.005	36.506	28.054	46.264	204.1	10	2'24.043 *	31.639	37.088*	28.571	46.745	195.2				
11	2'22.312	31.936	36.541	28.051	45.784	207.6	11	2'22.952	31.657	36.804	28.306	46.185	198.1				
17th	76	Charlie HUNTINGF				Opteven Mototechniks GBR			21st	19	Scott MCPHEE				SMP Racing GBR		
		Runs=2	Total laps=10	Full laps=7	Valid laps=7				Runs=2	Total laps=10	Full laps=7	Valid laps=7					
1	3'08.397	26.228	39.611	29.625	47.876	198.8	1	2'37.265	26.104	37.403	29.211	46.822	203.0				
2	2'25.266	32.573	37.752	28.252	46.689	200.7	2	2'23.627	32.139	36.653	28.119	46.716	204.5				
3	2'24.264	31.785	37.183	28.262	47.034	199.2	3	2'23.163	31.772	36.576	28.012	46.803	203.0				
4	2'23.430	31.511	36.646	28.155	47.118	204.1	4	2'25.553	33.688	36.685	28.293	46.887	201.8				
5	2'24.100	32.044	37.169	28.251	46.636	198.8	5	2'23.735	32.151	36.796	28.117	46.671	200.7				
6	2'22.584	31.680	36.478	28.154	46.272	199.2	6	2'23.807	32.563	36.585	27.710	46.949	200.3				
7	2'38.024 P	37.431	37.212	28.167	55.214	198.8	7	2'37.270 P	38.360	37.821	28.447	52.642	197.8				
8	4'06.508	26.763	44.527	30.402	47.580	197.0	8	5'04.501	25.912	37.462	28.349	47.513	197.8				
9	2'23.440	31.876	36.923	28.318	46.323	200.0	9	2'23.905	32.435	36.947	28.336	46.187	204.9				
10	2'23.569	31.883	36.607	28.404	46.675	198.1	10	2'23.346	32.772	36.968	27.672	45.934	205.7				
18th	65	Alexander ROWAN				Mortimer Racing / Ale GBR			22nd	64	Clayton EDMUNDS				City Lifting GBR		
		Runs=1	Total laps=11	Full laps=10	Valid laps=10				Runs=2	Total laps=10	Full laps=7	Valid laps=7					
1	2'43.124	23.885	37.221	28.664	46.742	201.1	1	3'22.770	28.225	37.408	28.567	46.814	199.2				
2	2'23.522	32.361	36.444	28.350	46.367	199.6	2	2'24.534	32.283	36.983	28.560	46.708	200.3				
3	2'23.945	32.101	36.712	28.230	46.902	198.8	3	2'23.483	32.104	36.622	28.232	46.525	201.8				
4	2'22.788	32.063	36.430	28.264	46.031	201.8	4	2'24.426	32.280	36.900	28.482	46.764	200.0				
5	2'22.678	31.954	36.589	27.965	46.170	200.3	5	2'24.505	32.338	37.025	28.420	46.722	199.2				
6	2'22.599	31.789	36.624	27.950	46.236	200.7	6	2'29.566 P	32.279	37.020	28.522	51.745	197.8				
7	2'23.891	32.066	37.614	28.295	45.916	201.4	7	3'57.973	27.448	36.952	28.298	46.561	201.8				
8	2'24.492	31.960	36.887	28.406	47.239	197.0	8	2'24.779	32.474	36.924	28.715	46.666	200.3				
9	2'30.343	34.750	37.987	29.758	47.848	193.5	9	2'24.219	32.248	36.782	28.471	46.718	201.8				
10	2'24.425	32.185	37.124	28.417	46.699	196.7	10	2'23.487	32.253	36.717	28.227	46.290	203.0				
11	2'27.236	32.235	37.945	29.476	47.580	193.8											
19th	33	Elijah BANISH				VisionTrack Racing T USA			23rd	88	Sviatoslav PYLYPE				Microlise Cresswell R UKR		
		Runs=2	Total laps=11	Full laps=8	Valid laps=8				Runs=1	Total laps=11	Full laps=10	Valid laps=10					
1	2'41.621	25.811	37.840	28.618	46.841	199.2	1	2'38.301	25.709	38.111	29.668	47.472	194.5				
2	2'30.546 P	32.365	37.653	28.395	52.133	197.8	2	2'25.262	32.379	37.557	28.399	46.927	198.1				
3	2'58.346	27.789	37.759	28.334	46.881	199.6	3	2'25.569	32.609	37.317	28.455	47.188	194.2				
4	2'25.038	32.129	37.300	28.813	46.796	203.0	4	2'24.482	32.191	37.568	28.082	46.641	195.6				
5	2'24.402	32.378	37.022	28.294	46.708	203.7	5	2'26.883	33.926	37.501	28.415	47.041	192.5				
6	2'24.233	32.386	36.923	28.586	46.338	203.7	6	2'28.169	32.347	37.501	29.148	49.173	165.8				
7	2'23.658	31.919	37.088	28.188	46.463	200.0	7	2'32.680	32.844	37.317	28.441	54.078	195.6				
8	2'23.622	31.947	36.885	28.176	46.614	200.0	8	2'32.683	33.705	43.268	28.556	47.154	191.4				
9	2'23.727	32.100	37.013	28.284	46.330	199.6	9	2'26.523	32.319	37.633	29.282	47.289	197.8				
10	2'22.691	31.669	36.731	27.916	46.375	200.7	10	2'24.248	32.334	37.159	28.399	46.356	199.2				
11	2'23.852	31.921	36.835	28.292	46.804	197.8	11	2'23.865	32.166	37.080	28.107	46.512	194.9				

Fastest Lap: Evan BELFORD City Lifting / RS Racin GBR **2'19.240** 30.910 36.093 27.122 45.115

DORNA DATA PROCESSING TIMING SERVICE DORNA DATA PROCESSING TIMING SERVICE DORNA DATA PROCESSING TIMING SERVICE DORNA DATA PROCESSING TIMING SERVICE DORNA DATA PROCESSING TIMING SERVICE DORNA DATA PROCESSING TIMING SERVICE DORNA DATA PROCESSING TIMING SERVICE DORNA DATA PROCESSES





5900 m.

BRITISH GRAND PRIX - ROUND 6

Official Starting Grid

Race : 10 laps = 59 km

9

25

2'24.540

67 George BOWES

Honda

26

2'25.689

28 Charlie BARNES

Honda

27

2'27.636

41 Luca HOPKINS

Honda

10

28

2'28.826

11 Iwan JONES

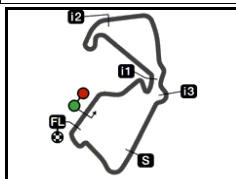
Honda

The results are provisional until the end of the limit for protest and appeals and until the ratification of the Event Management Committee.

Time limit for protest expires 60' at the latest after publication of the results - Time:

DORNA DATA PROCESSING TIMING SERVICE DORNA DATA PROCESSING TIMING SERVICE DORNA DATA PROCESSING TIMING SERVICE DORNA DATA PROCESSING TIMING SERVICE DORNA DATA PROCESSING TIMING SERVICE DORNA DATA PROCESSING TIMING SERVICE DORNA DATA PROCESSING TIMING SERVICE DORNA DATA PROCESSING TIMING SERVICE DORNA DATA PROCEESSS

Silverstone Circuit



5900 m.

Results and timing service provided by TISSOT

BTC

BRITISH GRAND PRIX - ROUND 6

Qualifying

Best Partial Times

IT Ideal Lap Time, sum of the best partial times

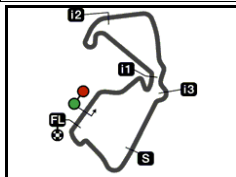
BT Best Lap Time

T1		T2		T3		T4				IT	BT	
Pos	Rider	Time	Rider	Time	Rider	Time	Rider	Time	Pos	Rider	IT	BT
1	E.BELFORD	30.849	A.BRINTON	35.782	E.BELFORD	26.973	E.BELFORD	45.115	1	E.BELFORD	2'18.941	2'19.240 (1)
2	A.BRINTON	31.031	S.MOUNSEY	35.895	S.MOUNSEY	27.089	S.MOUNSEY	45.170	2	S.MOUNSEY	2'19.344	2'19.667 (3)
3	L.BROWN	31.177	F.SUROWIAK	35.969	H.MCCABE	27.360	A.BRINTON	45.228	3	A.BRINTON	2'19.429	2'19.513 (2)
4	S.MOUNSEY	31.190	E.BELFORD	36.004	A.BRINTON	27.388	H.DESLOY	45.357	4	L.BROWN	2'20.343	2'20.646 (5)
5	R.STEPHENSON	31.378	R.HARRIS	36.095	R.STEPHENSON	27.481	L.BROWN	45.363	5	R.STEPHENSON	2'20.517	2'20.633 (4)
6	R.FROST	31.416	J.CORREA	36.118	R.FROST	27.488	R.STEPHENSON	45.490	6	J.CORREA	2'20.711	2'21.085 (8)
7	R.HARRIS	31.445	R.STEPHENSON	36.168	L.BROWN	27.504	H.MCCABE	45.546	7	H.MCCABE	2'20.770	2'21.017 (6)
8	J.CORREA	31.457	O.WALKER	36.210	H.DESLOY	27.532	J.CORREA	45.548	8	F.SUROWIAK	2'20.804	2'21.328 (11)
9	H.MACKAY	31.494	A.DAVIDSON	36.260	O.WALKER	27.535	F.SUROWIAK	45.627	9	H.DESLOY	2'20.832	2'21.048 (7)
10	H.DESLOY	31.501	L.BROWN	36.299	J.CORREA	27.588	R.FROST	45.634	10	R.FROST	2'20.933	2'21.169 (9)
11	C.HUNTINGFOR	31.511	H.MCCABE	36.300	F.SUROWIAK	27.645	A.DAVIDSON	45.742	11	R.HARRIS	2'21.054	2'22.159 (16)
12	O.WALKER	31.525	P.WILLIS	36.322	H.MACKAY	27.664	H.MACKAY	45.758	12	O.WALKER	2'21.107	2'21.320 (10)
13	F.SUROWIAK	31.563	H.MACKAY	36.339	S.MCPHEE	27.672	R.HARRIS	45.784	13	H.MACKAY	2'21.255	2'21.408 (12)
14	H.MCCABE	31.564	R.FROST	36.395	R.HARRIS	27.730	J.BANNISTER	45.821	14	A.DAVIDSON	2'21.467	2'21.663 (13)
15	J.BANNISTER	31.567	A.ROWAN	36.430	A.DAVIDSON	27.885	O.WALKER	45.837	15	J.BANNISTER	2'21.756	2'22.121 (15)
16	A.DAVIDSON	31.580	H.DESLOY	36.442	J.BANNISTER	27.903	A.ROWAN	45.916	16	P.WILLIS	2'21.929	2'22.033 (14)
17	B.JOLLIFFE	31.639	J.BANNISTER	36.465	E.BANISH	27.916	S.MCPHEE	45.934	17	S.MCPHEE	2'21.954	2'23.163 (21)
18	P.WILLIS	31.666	C.HUNTINGFOR	36.478	A.ROWAN	27.950	P.WILLIS	45.963	18	A.ROWAN	2'22.085	2'22.599 (18)
19	E.BANISH	31.669	S.MCPHEE	36.576	P.WILLIS	27.978	B.JOLLIFFE	46.159	19	C.HUNTINGFO	2'22.415	2'22.584 (17)
20	S.MCPHEE	31.772	C.EDMUNDS	36.622	S.PYLYPENKO	28.082	C.HUNTINGFOR	46.272	20	E.BANISH	2'22.646	2'22.691 (19)
21	A.ROWAN	31.789	G.BOWES	36.698	C.HUNTINGFOR	28.154	C.EDMUNDS	46.290	21	B.JOLLIFFE	2'22.901	2'22.952 (20)
22	C.EDMUNDS	32.104	E.BANISH	36.731	C.EDMUNDS	28.227	E.BANISH	46.330	22	C.EDMUNDS	2'23.243	2'23.483 (22)
23	D.GOODMAN	32.117	B.JOLLIFFE	36.799	B.JOLLIFFE	28.304	S.PYLYPENKO	46.356	23	S.PYLYPENKO	2'23.684	2'23.865 (23)
24	S.PYLYPENKO	32.166	D.GOODMAN	37.028	G.BOWES	28.402	D.GOODMAN	46.513	24	G.BOWES	2'24.076	2'24.540 (25)

These data/results cannot be reproduced, stored and/or transmitted in whole or in part by any manner of electronic, mechanical, photocopying, recording, broadcasting or otherwise now known or herein after developed without the previous express consent by the copyright owner, except for reproduction in daily press and regular printed publications on sale to the public within 60 days of the event related to those data/results and always provided that copyright symbol appears together as follows below.
© DORNA, 2023



Silverstone Circuit



5900 m.

Results and timing service provided by TISSOT

BRITISH GRAND PRIX - ROUND 6**Qualifying****Best Partial Times****BTC***IT* Ideal Lap Time, sum of the best partial times*BT* Best Lap Time

		T1		T2		T3		T4					
<i>Pos</i>	<i>Rider</i>	<i>Time</i>	<i>Rider</i>	<i>Time</i>	<i>Rider</i>	<i>Time</i>	<i>Rider</i>	<i>Time</i>	<i>Rider</i>	<i>Pos</i>	<i>Rider</i>	<i>IT</i>	<i>BT</i>
25	G.BOWES	32.270	S.PYLYPENKO	37.080	D.GOODMAN	28.476	G.BOWES	46.706		25	D.GOODMAN	2'24.134	2'24.311 (24)
26	C.BARNES	32.341	C.BARNES	37.187	C.BARNES	28.553	C.BARNES	47.096		26	C.BARNES	2'25.177	2'25.689 (26)
27	L.HOPKINS	32.795	L.HOPKINS	37.304	L.HOPKINS	29.167	L.HOPKINS	47.762		27	L.HOPKINS	2'27.028	2'27.636 (27)
28	I.JONES	33.277	I.JONES	38.062	I.JONES	29.621	I.JONES	47.866		28	I.JONES	2'28.826	2'28.826 (28)

These data/results cannot be reproduced, stored and/or transmitted in whole or in part by any manner of electronic, mechanical, photocopying, recording, broadcasting or otherwise now known or herein after developed without the previous express consent by the copyright owner, except for reproduction in daily press and regular printed publications on sale to the public within 60 days of the event related to those data/results and always provided that copyright symbol appears together as follows below.
© DORNA, 2023



