

BRITISH GRAND PRIX - ROUND 6

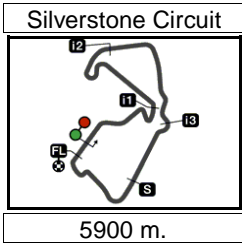
Free Practice Nr. 2

Top Speed & Average

4



Rider	Nation	Motorcycle	Top 5 speeds					Average	Top
61 Harrison MACKAY	GBR	HONDA	208.8	207.6	206.5	205.7	203.0	206.3	208.8
64 Clayton EDMUNDS	GBR	HONDA	208.4	205.7	204.1	203.3	203.0	204.9	208.4
66 Ronnie HARRIS	GBR	HONDA	207.2	206.5	206.1	206.1	205.7	206.1	207.2
33 Elijah BANISH	USA	HONDA	206.8	203.7	203.0	202.6	202.6	203.7	206.8
48 Ollie WALKER	GBR	HONDA	206.8	206.5	202.6	202.2	201.8	203.6	206.8
43 Amanuel BRINTON	GBR	HONDA	206.1	205.7	205.3	204.9	204.5	205.1	206.1
75 Filip SUROWIAK	POL	HONDA	206.1	204.5	203.7	203.3	203.0	204.1	206.1
4 Sullivan MOUNSEY	GBR	HONDA	205.7	205.3	203.3	203.0	202.6	204.0	205.7
40 Julian CORREA	USA	HONDA	205.7	204.9	204.1	201.4	201.1	203.4	205.7
19 Scott MCPHEE	GBR	HONDA	205.3	204.5	203.3	203.3	202.2	203.7	205.3
7 Harley MCCABE	GBR	HONDA	203.3	203.3	203.0	203.0	202.6	203.0	203.3
2 Josh BANNISTER	GBR	HONDA	203.0	200.3	200.3	198.5	197.8	199.6	203.0
23 Rhys STEPHENSON	GBR	HONDA	202.6	202.6	202.2	201.8	201.8	202.2	202.6
65 Alexander ROWAN	GBR	HONDA	202.6	201.1	200.3	200.3	198.8	200.3	202.6
67 George BOWES	GBR	HONDA	202.6	201.1	200.3	200.3	200.0	200.7	202.6
76 Charlie HUNTINGFORD	GBR	HONDA	202.6	201.4	200.0	200.0	200.0	200.8	202.6
52 Evan BELFORD	GBR	HONDA	202.2	201.8	201.8	201.4	200.7	201.4	202.2
55 Harrison DESSOY	GBR	HONDA	202.2	202.2	200.3	200.0	199.2	200.3	202.2
99 Peter WILLIS	GBR	HONDA	201.8	201.1	199.6	199.2	198.8	199.9	201.8
11 Iwan JONES	GBR	HONDA	201.4	198.5	134.4			178.1	201.4
41 Luca HOPKINS	GBR	HONDA	201.4	200.0	199.2	197.0	196.7	198.5	201.4
28 Charlie BARNES	GBR	HONDA	201.1	198.5	198.1	196.7	196.7	198.2	201.1
71 Daniel GOODMAN	GBR	HONDA	200.7	200.0	198.8	198.8	198.5	199.2	200.7
29 Lucas BROWN	GBR	HONDA	199.6	197.0	196.7	196.3	196.0	196.9	199.6
24 Ryan FROST	GBR	HONDA	199.2	197.4	196.7	196.3	196.0	197.1	199.2
42 Ben JOLLIFFE	GBR	HONDA	198.5	198.5	198.5	198.5	198.1	198.4	198.5
8 Alfie DAVIDSON	GBR	HONDA	198.1	196.3	195.2	193.5		195.8	198.1
88 Sviatoslav PYLYPENKO	UKR	HONDA	196.0	195.2	194.2	193.2	192.8	194.3	196.0



BRITISH GRAND PRIX - ROUND 6

Free Practice Nr. 2

Chronological Analysis of Performances

5

* Lap / Sector time cancelled **T1** Time from finish line to 1st intermediate **T3** Time from 2nd intermed. to 3rd intermed.
P Crossing the finish line in pit lane **T2** Time from 1st intermed. to 2nd intermed. **T4** Time from 3rd intermediate to finish line

Lap	Lap Time	T1	T2	T3	T4	Speed	Lap	Lap Time	T1	T2	T3	T4	Speed
1st 52 Evan BELFORD City Lifting / RS Racin GBR Runs=2 Total laps=7 Full laps=5 Valid laps=5							5th 75 Filip SUROWIAK FS75 / Fab-Racing POL Runs=2 Total laps=10 Full laps=7 Valid laps=6						
1	5'07.196	P 25.331	37.689	28.293	50.742	200.7	1	3'21.041	25.771	38.507	28.813	47.052	202.2
2	8'19.873	24.838	36.827	27.519	45.869	200.7	2	2'24.580	32.401	37.359	28.285	46.535	201.8
3	2'20.064	31.329	36.156	27.179	45.400	201.8	3	2'23.757	32.241	37.010	28.156	46.350	201.8
4	2'20.967	31.026	37.040	27.287	45.614	202.2	4	2'26.668	P 31.919	36.958	28.109	49.682	200.0
5	2'19.448	31.079	36.109	27.111	45.149	201.4	5	2'52.671	26.351	37.291	28.000	45.795	206.1
6	2'20.441	31.336	36.769	27.130	45.206	201.8	6	2'21.429	* 31.572	36.237	27.808	45.812	* 203.7
7	2'19.438	30.982	36.075	27.021	45.360	200.0	7	2'21.682	31.696	36.427	27.758	45.801	203.3
2nd 4 Sullivan MOUNSEY Wilson Racing/Maddis GBR Runs=1 Total laps=6 Full laps=5 Valid laps=4							6th 55 Harrison DESOY Microlise Cresswell R GBR Runs=2 Total laps=9 Full laps=6 Valid laps=6						
1	13'28.355	* 27.831	37.087*	27.733	45.820	203.0	1	2'47.749	25.422	37.886	28.771	46.538	202.2
2	2'20.516	* 31.562	36.321	27.672	44.961*	205.3	2	2'23.417	32.220	36.616	28.041	46.540	202.2
3	2'20.715	31.362	36.261	27.482	45.610	203.3	3	2'23.080	32.035	36.680	28.230	46.135	199.2
4	2'20.443	31.269	36.106	27.489	45.579	202.6	4	2'23.327	31.950	36.959	28.053	46.365	198.5
5	2'21.054	31.307	36.336	27.709	45.702	205.7	5	2'22.929	31.776	36.980	28.136	46.037	200.0
6	2'20.688	31.382	36.199	27.462	45.645	202.2	6	2'26.841	P 31.922	37.147	28.318	49.454	200.3
3rd 43 Amanuel BRINTON Kovara Projects / RS GBR Runs=1 Total laps=10 Full laps=9 Valid laps=7							7th 23 Rhys STEPHENSON Rocket Racing GBR Runs=1 Total laps=11 Full laps=10 Valid laps=10						
1	5'16.877	24.201	36.864	28.246	46.428	206.1	1	3'19.193	24.840	37.814	28.561	47.006	199.2
2	2'21.676	* 31.492	36.284	28.194*	45.706*	204.9	2	2'23.447	32.155	37.039	28.128	46.125	201.1
3	2'22.350	31.479	36.133	28.468	46.270	204.5	3	2'23.139	32.060	36.867	27.963	46.249	201.8
4	2'29.066	* 31.501	38.331	28.720*	50.514	200.7	4	2'22.565	31.887	36.859	27.993	45.826	201.8
5	2'25.551	32.295	36.919	28.630	47.707	201.4	5	2'22.367	31.705	36.783	27.980	45.899	201.1
6	2'20.936	31.262	35.803	27.757	46.114	204.5	6	2'23.329	32.337	36.932	28.000	46.060	200.3
7	2'20.910	31.303	36.177	27.703	45.727	205.3	7	2'22.420	31.698	36.894	27.897	45.931	201.4
8	2'20.616	31.458	36.268	27.581	45.309	205.7	8	2'23.050	31.487	36.468	28.507	46.588	201.1
9	2'25.033	31.247	37.120	28.686	47.980	188.4	9	2'21.907	31.623	36.481	27.855	45.948	202.6
10	2'21.011	31.505	36.228	27.698	45.580	204.5	10	2'22.052	31.570	36.781	27.860	45.841	202.6
4th 7 Harley MCCABE McCabe Racing GBR Runs=2 Total laps=10 Full laps=7 Valid laps=7							8th 29 Lucas BROWN Amphibian Scaffolding GBR Runs=2 Total laps=11 Full laps=8 Valid laps=8						
1	3'33.165	24.900	37.884	28.477	46.391	203.3	1	2'28.964	23.268	37.692	28.732	46.678	199.6
2	2'23.318	32.260	36.596	28.379	46.083	203.0	2	2'23.138	31.802	36.777	27.982	46.577	196.0
3	2'23.320	32.197	36.808	28.116	46.199	201.1	3	2'22.943	31.685	36.916	27.942	46.400	195.6
4	2'22.083	31.750	36.621	27.888	45.824	202.2	4	2'22.763	31.694	36.849	28.078	46.142	196.0
5	2'30.179	P 32.371	37.534	28.107	52.167	202.2	5	2'38.566	P 38.140	41.306	28.310	50.810	187.1
6	3'04.863	24.125	37.012	27.945	46.122	203.3							
7	2'21.811	31.769	36.448	27.793	45.801	201.8							
8	2'21.214	31.501	36.466	27.661	45.586	203.0							
9	2'26.132	31.669	37.911	28.476	48.076	200.7							
10	2'21.882	32.096	36.441	27.732	45.613	202.6							

Fastest Lap: Evan BELFORD City Lifting / RS Racin GBR **2'19.438** 30.982 36.075 27.021 45.360

DORNA DATA PROCESSING TIMING SERVICE DORNA DATA PROCESSING TIMING SERVICE DORNA DATA PROCESSING TIMING SERVICE DORNA DATA PROCESSING TIMING SERVICE DORNA DATA PROCESSING TIMING SERVICE DORNA DATA PROCESSING TIMING SERVICE DORNA DATA PROCESSING TIMING SERVICE DORNA DATA PROCESSES



Free Practice Nr. 2

BTC

Lap	Lap Time	T1	T2	T3	T4	Speed	Lap	Lap Time	T1	T2	T3	T4	Speed
6	2'48.794	24.758	37.574	28.074	46.843	196.3	9	2'23.275	32.002	36.694	28.034	46.545	200.7
7	2'22.077	31.599	36.824	27.636	46.018	196.7	10	2'26.840	33.423	36.792	28.192	48.433	176.7
8	2'22.411	32.055	36.722	27.801	45.833	197.0	11	2'22.772	32.024	36.575	27.828	46.345	202.6
9	2'22.616	31.398	36.754	27.966	46.498	195.2	13th 61 Harrison MACKAY Wilson Racing / Super GBR Runs=1 Total laps=10 Full laps=9 Valid laps=9						
10	2'22.077	31.437	36.857	27.779	46.004	195.2	1	5'04.427	33.331	37.340	28.301	46.991	207.6
11	2'21.971	31.430	36.729	27.800	46.012	195.6	2	2'24.521	32.293	36.927	28.413	46.888	202.6
9th 66 Ronnie HARRIS Kovara Projects / RS GBR Runs=1 Total laps=10 Full laps=9 Valid laps=8						3	2'23.298	32.187	36.832	28.048	46.231	206.5	
1	5'20.116	24.379	37.457	28.769	47.603	205.7	4	2'23.466	32.101	36.694	27.995	46.676	203.0
2	2'23.363	32.107	36.593	28.209	46.454	205.7	5	2'29.721	34.450	39.851	28.418	47.002	205.7
3	2'23.191	32.041	36.409	28.176	46.565	205.3	6	2'24.629	32.053	36.791	28.731	47.054	200.0
4	2'22.982 *	31.865	36.303*	28.390	46.424	206.1	7	2'24.157	32.009	36.908	28.151	47.089	201.8
5	2'23.865	31.998	36.696	28.570	46.601	205.3	8	2'22.854	31.943	36.623	28.065	46.223	208.8
6	2'23.400	32.056	36.610	28.486	46.248	207.2	9	2'23.417	32.006	36.956	28.117	46.338	201.1
7	2'22.547	31.695	36.337	28.362	46.153	205.7	10	2'23.713	32.027	36.733	28.098	46.855	199.6
8	2'22.845	31.814	36.390	28.039	46.602	203.0	14th 40 Julian CORREA Microlise Cresswell R USA Runs=2 Total laps=10 Full laps=7 Valid laps=6						
9	2'22.083	31.857	36.379	28.056	45.791	206.5	1	2'41.718	24.752	38.479	30.125	49.211	172.5
10	2'22.201	32.131	36.209	27.840	46.021	206.1	2	2'23.833	32.277	36.838	27.992	46.726	204.1
10th 24 Ryan FROST Talentum Motorsport GBR Runs=1 Total laps=10 Full laps=9 Valid laps=9						3	2'23.258	31.992	36.756	27.990	46.520	205.7	
1	4'17.367	23.203	37.735	28.486	46.502	196.0	4	2'23.379	32.162	36.800	27.882	46.535	201.1
2	2'23.791	32.003	37.100	28.289	46.399	195.6	5	2'49.150 P	34.653	44.206	28.645	1'01.646	201.4
3	2'23.085	31.744	37.126	28.014	46.201	197.4	6	4'05.204 *	25.622	37.877	28.468	47.229*	200.0
4	2'23.079	31.833	36.925	28.128	46.193	196.3	7	2'24.419	32.158	36.947	28.094	47.220	187.8
5	2'22.793	31.771	36.903	27.997	46.122	194.9	8	2'35.142	34.354	42.915	29.440	48.433	181.8
6	2'22.520	31.658	36.843	27.926	46.093	195.2	9	2'22.918	31.993	36.867	27.886	46.172	200.3
7	2'22.122	31.433	36.844	27.876	45.969	196.7	10	2'23.646 *	31.616	36.412	29.329*	46.289	204.9
8	2'26.053	31.688	36.965	27.909	49.491	191.8	15th 76 Charlie HUNTINGF Opteven Mototechniks GBR Runs=1 Total laps=10 Full laps=9 Valid laps=9						
9	2'24.931	31.386	36.637	27.994	48.914	193.8	1	3'10.824	26.895	38.897	29.612	47.913	198.8
10	2'22.311	31.643	36.923	28.276	45.469	199.2	2	2'26.969	33.107	37.632	28.614	47.616	198.8
11th 64 Clayton EDMUNDS City Lifting GBR Runs=1 Total laps=10 Full laps=9 Valid laps=9						3	2'25.054	32.337	37.002	28.504	47.211	198.8	
1	5'17.143	25.718	38.120	28.824	46.978	201.4	4	2'24.364	32.237	36.839	28.234	47.054	200.0
2	2'24.041	32.428	36.691	28.359	46.563	203.0	5	2'34.776	41.609	37.780	28.537	46.850	202.6
3	2'23.221	32.180	36.487	28.286	46.268	202.6	6	2'25.463	32.601	37.520	28.351	46.991	196.7
4	2'24.075	32.065	37.150	28.490	46.370	202.2	7	2'24.157	32.293	36.665	28.305	46.894	200.0
5	2'25.993	35.073	36.347	28.262	46.311	203.3	8	2'24.061	31.795	36.694	28.307	47.265	192.8
6	2'22.624	31.990	36.268	28.218	46.148	208.4	9	2'23.773	32.064	36.763	28.230	46.716	200.0
7	2'22.457	31.891	36.342	28.286	45.938	205.7	10	2'23.035	31.756	36.672	28.188	46.419	201.4
8	2'22.539	32.021	36.183	28.235	46.100	202.6	16th 99 Peter WILLIS Belfast Chauffer Hire GBR Runs=1 Total laps=11 Full laps=10 Valid laps=8						
9	2'22.674	31.837	36.433	28.093	46.311	204.1	1	2'29.920	23.213	38.039	29.323	47.240	201.8
10	2'22.620	32.011	36.331	27.972	46.306	202.2	2	2'24.281	32.152	37.028	28.199	46.902	199.2
12th 48 Ollie WALKER VisionTrack Racing T GBR Runs=1 Total laps=11 Full laps=10 Valid laps=9						3	2'24.027	32.072	37.040	28.157	46.758	198.8	
1	2'45.782	27.291	38.211	28.732	46.896	201.8	4	2'23.567	32.044	36.780	28.062	46.681	198.5
2	2'24.434	32.553	37.006	28.266	46.609	202.2	5	2'24.624	32.005	37.240	28.550	46.829	197.8
3	2'24.370 *	32.426	37.191	28.492*	46.261	198.5	6	2'24.076	32.235	36.825	28.439	46.577	199.6
4	2'23.454	32.054	36.662	28.160	46.578	201.8	7	2'23.113	31.711	36.747	28.213	46.442	198.8
5	2'22.925	32.114	36.603	28.006	46.202	206.5	8	2'23.394 *	31.844	36.945	28.328	46.277*	201.1
6	2'25.682	32.009	36.549	28.535	48.589	201.1	9	2'25.171 *	32.638	37.008*	28.653	46.872	197.4
7	2'24.039	32.256	37.010	28.024	46.749	196.7	10	2'25.398	32.640	37.176	28.389	47.193	198.1
8	2'22.804	32.101	36.610	27.976	46.117	206.8	11	2'24.733	32.285	37.110	28.472	46.866	198.5

Fastest Lap: Evan BELFORD City Lifting / RS Racin GBR **2'19.438** 30.982 36.075 27.021 45.360

DORNA DATA PROCESSING TIMING SERVICE DORNA DATA PROCESSING TIMING SERVICE DORNA DATA PROCESSING TIMING SERVICE DORNA DATA PROCESSING TIMING SERVICE DORNA DATA PROCESSING TIMING SERVICE DORNA DATA PROCESSING TIMING SERVICE DORNA DATA PROCESSING TIMING SERVICE DORNA DATA PROCESSING TIMING SERVICE DORNA DATA PROCCESSS



Free Practice Nr. 2

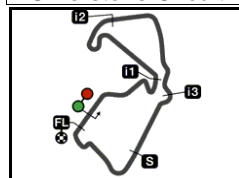
BTC

Lap	Lap Time	T1	T2	T3	T4	Speed	Lap	Lap Time	T1	T2	T3	T4	Speed							
17th	33	Elijah BANISH VisionTrack Racing T USA						21st	2	Josh BANNISTER Dunsley Heat Racing GBR										
	Runs=1	Total laps=11			Full laps=10 Valid laps=10			Runs=1	Total laps=11			Full laps=10 Valid laps=10								
1	2'46.871	25.520	38.046	28.942	47.251	200.3	1	2'27.383	22.984	38.503	29.375	47.781	193.5							
2	2'24.852	32.211	37.298	28.700	46.643	203.7	2	2'25.225	32.611	37.490	28.554	46.570	203.0							
3	2'24.317	32.131	37.125	28.442	46.619	203.0	3	2'23.974	32.057	37.110	28.145	46.662	195.6							
4	2'25.157	32.008	37.050	28.930	47.169	200.7	4	2'23.503	31.847	37.146	28.158	46.352	196.7							
5	2'24.097	31.892	37.089	28.381	46.735	201.8	5	2'23.971	31.959	37.036	28.268	46.708	197.8							
6	2'23.862	32.025	37.020	28.288	46.529	202.2	6	2'24.848	32.671	36.977	28.402	46.798	198.5							
7	2'23.860	32.020	37.131	28.169	46.540	202.6	7	2'24.205	32.404	36.834	28.343	46.624	200.3							
8	2'24.147	31.769	36.901	28.638	46.839	201.4	8	2'23.633	32.027	36.913	28.223	46.470	200.3							
9	2'23.672	32.291	36.881	28.041	46.459	201.4	9	2'25.480	32.683	37.888	28.341	46.568	197.4							
10	2'23.159	31.923	36.840	28.051	46.345	202.6	10	2'25.428	32.786	37.235	28.389	47.018	197.8							
11	2'23.736	32.304	36.940	28.219	46.273	206.8	11	2'24.927	32.428	36.969	28.859	46.671	196.3							
<hr/>																				
18th	19	Scott MCPHEE SMP Racing GBR						22nd	42	Ben JOLLIFFE Wilson Racing GBR										
	Runs=1	Total laps=11			Full laps=10 Valid laps=10			Runs=1	Total laps=10			Full laps=9 Valid laps=9								
1	2'31.164	24.247	37.953	30.234	49.095	204.5	1	4'23.037	24.455	38.606	29.500	47.343	197.4							
2	2'25.907	32.492	37.236	28.581	47.598	202.2	2	2'25.983	32.421	37.733	29.045	46.784	195.6							
3	2'26.192	32.684	37.281	28.482	47.745	200.3	3	2'25.838	32.329	37.953	28.706	46.850	196.7							
4	2'27.535	34.088	37.349	28.372	47.726	201.1	4	2'24.710	32.154	37.282	28.812	46.462	198.5							
5	2'25.420	32.754	37.530	28.277	46.859	203.3	5	2'24.499	32.181	37.056	28.679	46.583	198.5							
6	2'25.362	32.556	37.282	28.331	47.193	199.2	6	2'25.222	32.109	37.240	28.830	47.043	196.3							
7	2'25.313	32.544	37.334	28.374	47.061	199.6	7	2'24.976	32.375	37.266	28.626	46.709	196.7							
8	2'25.083	32.541	37.193	28.385	46.964	196.7	8	2'24.060	32.193	37.362	28.508	45.997	198.5							
9	2'25.319	32.332	37.446	28.739	46.802	205.3	9	2'23.732	31.881	37.251	28.413	46.187	198.5							
10	2'26.568	33.432	38.046	28.453	46.637	200.7	10	2'23.819	31.754	36.996	28.368	46.701	198.1							
11	2'23.388	32.174	36.629	28.085	46.500	203.3	<hr/>													
19th	65	Alexander ROWAN Mortimer Racing / Ale GBR						23rd	8	Alfie DAVIDSON Banks Racing GBR										
	Runs=2	Total laps=11			Full laps=8 Valid laps=8			Runs=2	Total laps=4			Full laps=3 Valid laps=2								
1	2'27.321	23.015	38.137	28.686	47.579	201.1	1	2'34.155	23.071	37.925	28.870	47.208	196.3							
2	2'25.214	32.787	37.242	28.511	46.674	202.6	2	2'25.013	32.389	37.121	28.597	46.906	195.2							
3	2'23.508	32.263	36.563	28.135	46.547	200.3	3	2'24.176	32.217	36.959	28.164	46.836	198.1							
4	2'23.459	32.046	36.903	28.156	46.354	200.3	4	2'30.664	32.110	37.228	28.466	52.860	193.5							
5	2'24.481	32.280	36.933	28.317	46.951	196.0	<hr/>													
6	2'24.829	32.475	36.901	28.629	46.824	197.4	24th	88	Sviatoslav PYLYPE Microlise Cresswell R UKR											
7	2'24.036	32.231	36.943	28.326	46.536	198.8		Runs=2	Total laps=9			Full laps=6 Valid laps=5								
8	2'23.800	32.117	36.842	28.330	46.511	198.8	1	2'35.943	24.710	39.053	29.517	48.224	190.4							
9	2'31.834	32.594	38.171	29.166	51.903	198.1	2	2'35.385	32.885	37.952	29.293	55.255	193.2							
10	2'50.923	23.193	37.161	28.358	46.715	197.4	3	5'23.585	24.903	38.050	28.747	47.656	192.1							
11	2'23.873	32.121	37.040	28.275	46.437	197.8	4	2'26.731	32.881	37.855	28.514	47.481	192.8							
<hr/>																				
20th	67	George BOWES Microlise Cresswell R GBR						25th	71	Daniel GOODMAN VisionTrack Racing T GBR										
	Runs=1	Total laps=11			Full laps=10 Valid laps=10			Runs=1	Total laps=11			Full laps=10 Valid laps=10								
1	2'42.676	26.607	39.165	30.126	48.479	196.3	1	2'47.708	25.976	39.390	29.753	47.805	200.0							
2	2'28.454	33.110	37.907	29.430	48.007	200.0	2	2'27.025	32.771	37.660	28.960	47.634	198.5							
3	2'26.444	33.004	37.223	29.395	46.822	201.1	3	2'26.788	32.714	37.662	28.925	47.487	198.8							
4	2'25.739	32.737	37.387	28.691	46.924	200.0	4	2'26.781	32.695	37.717	29.216	47.153	198.8							
5	2'26.179	32.721	37.434	29.059	46.965	202.6	5	2'26.498	32.394	38.022	28.888	47.194	197.8							
6	2'27.743	33.786	37.777	28.971	47.209	200.3	6	2'26.605	32.844	37.497	29.029	47.235	200.7							
7	2'25.964	32.455	37.838	28.729	46.942	197.4	7	2'25.462	32.317	37.473	28.670	47.002	197.4							
8	2'24.812	32.202	37.286	28.568	46.756	198.5	8	2'25.543	32.354	37.475	28.635	47.079	198.5							
9	2'24.780	32.343	37.480	28.578	46.379	200.3	<hr/>													
10	2'23.477	31.879	36.842	28.246	46.510	197.8	<hr/>													
11	2'24.777	32.140	36.961	28.342	47.334	198.1														

Fastest Lap: Evan BELFORD	City Lifting / RS Racin GBR	2'19.438	30.982	36.075	27.021	45.360
----------------------------------	-----------------------------	----------	--------	--------	--------	--------

DORNA DATA PROCESSING TIMING SERVICE DORNA DATA PROCESSING TIMING SERVICE DORNA DATA PROCESSING TIMING SERVICE DORNA DATA PROCESSING TIMING SERVICE DORNA DATA PROCESSING TIMING SERVICE DORNA DATA PROCESSING TIMING SERVICE DORNA DATA PROCESSING TIMING SERVICE DORNA DATA PROCCESSS





5900 m.

BRITISH GRAND PRIX - ROUND 6**Free Practice Nr. 2****Combined Practice Times**

	 Rider	Nation	Team	MOTORCYCLE	FP1	FP2	Gap
1	52 E.BELFORD	GBR	City Lifting / RS Racing	HONDA	2'20.287 10	2'19.438 7	
2	43 A.BRINTON	GBR	Kovara Projects / RS Racing	HONDA	2'20.154 10	2'20.616 8	0.716 0.716
3	4 S.MOUNSEY	GBR	Wilson Racing/Maddison Media	HONDA	2'22.089 6	2'20.443 4	1.005 0.289
4	7 H.MCCABE	GBR	McCabe Racing	HONDA	2'23.447 9	2'21.214 8	1.776 0.771
5	75 F.SUROWIAK	POL	FS75 / Fab-Racing	HONDA	2'22.965 11	2'21.682 7	2.244 0.468
6	55 H.DESSOY	GBR	Microlise Cresswell Racing / Eastern Garage R	HONDA	2'22.914 8	2'21.897 9	2.459 0.215
7	23 R.STEPHENSON	GBR	Rocket Racing	HONDA	2'23.677 7	2'21.907 9	2.469 0.010
8	29 L.BROWN	GBR	Amphibian Scaffolding/SP125 Racing	HONDA	2'22.070 8	2'21.971 11	2.533 0.064
9	66 R.HARRIS	GBR	Kovara Projects / RS Racing	HONDA	2'24.139 8	2'22.083 9	2.645 0.112
10	24 R.FROST	GBR	Talentum Motorsport by Azure Notions	HONDA	2'22.732 11	2'22.122 7	2.684 0.039
11	64 C.EDMUNDS	GBR	City Lifting	HONDA	2'23.935 8	2'22.457 7	3.019 0.335
12	48 O.WALKER	GBR	VisionTrack Racing Team	HONDA	2'24.519 6	2'22.772 11	3.334 0.315
13	40 J.CORREA	USA	Microlise Cresswell Racing	HONDA	2'22.824 11	2'22.918 9	3.386 0.052
14	61 H.MACKAY	GBR	Wilson Racing / Super Soco	HONDA	2'24.112 7	2'22.854 8	3.416 0.030
15	76 C.HUNTINGFORD	GBR	Opteven Mototechniks	HONDA	2'25.182 10	2'23.035 10	3.597 0.181
16	99 P.WILLIS	GBR	Belfast Chauffer Hire by WM-Racing	HONDA	2'26.376 5	2'23.113 7	3.675 0.078
17	33 E.BANISH	USA	VisionTrack Racing Team	HONDA	2'23.472 11	2'23.159 10	3.721 0.046
18	19 S.MCPHEE	GBR	SMP Racing	HONDA	2'25.528 5	2'23.388 11	3.950 0.229
19	65 A.ROWAN	GBR	Mortimer Racing / Alexander Rowanracing	HONDA	2'24.941 10	2'23.459 4	4.021 0.071
20	67 G.BOWES	GBR	Microlise Cresswell Racing	HONDA	2'25.822 8	2'23.477 10	4.039 0.018
21	2 J.BANNISTER	GBR	Dunsley Heat Racing	HONDA	2'25.082 4	2'23.503 4	4.065 0.026
22	42 B.JOLLIFFE	GBR	Wilson Racing	HONDA	2'24.507 8	2'23.732 9	4.294 0.229
23	8 A.DAVIDSON	GBR	Banks Racing	HONDA	2'24.858 3	2'24.176 3	4.738 0.444
24	71 D.GOODMAN	GBR	VisionTrack Racing Team	HONDA	2'24.807 7	2'25.342 11	5.369 0.631
25	88 S.PYLYPENKO	UKR	Microlise Cresswell Racing	HONDA	2'27.340 10	2'25.259 6	5.821 0.452
26	28 C.BARNES	GBR	Talentum Motorsport by Azure Notions	HONDA	2'26.645 4	2'26.176 7	6.738 0.917
27	11 I.JONES	GBR	Jones Brothers Racing Team	HONDA	2'27.307 10	2'36.823 2	7.869 1.131
28	41 L.HOPKINS	GBR	Barnsdale Leisure / SP125 Racing	HONDA	2'29.975 9	2'29.059 7	9.621 1.752

Pole Position Record: 2022 **Johnny GARNES** **2'19.325** 152.4 Km/h

The results are provisional until the end of the limit for protest and appeals.

Time limit for protest expires 60' after publication of the results - Time:

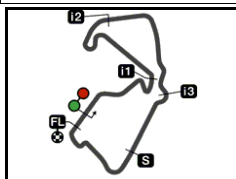
DORNA DATA PROCESSING TIMING SERVICE DORNA DATA PROCESSING TIMING SERVICE DORNA DATA PROCESSING TIMING SERVICE DORNA DATA PROCESSING TIMING SERVICE DORNA DATA PROCESSING TIMING SERVICE DORNA DATA PROCESSING TIMING SERVICE DORNA DATA PROCESSING TIMING SERVICE DORNA DATA PROCESSING TIMING SERVICE DORNA DATA PROCESSING TIMING SERVICE DORNA DATA PROCESSING



Silverstone, Friday, August 04, 2023



Silverstone Circuit



5900 m.

Results and timing service provided by TISSOT

BTC

BRITISH GRAND PRIX - ROUND 6

Free Practice Nr. 2

Best Partial Times

IT Ideal Lap Time, sum of the best partial times

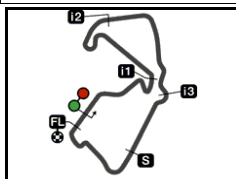
BT Best Lap Time

T1		T2		T3		T4		Pos		IT	BT	
Pos	Rider	Time	Rider	Time	Rider	Time	Rider	Time	Pos	Rider	IT	BT
1	E.BELFORD	30.982	A.BRINTON	35.803	E.BELFORD	27.021	E.BELFORD	45.149	1	E.BELFORD	2'19.227	2'19.438 (1)
2	A.BRINTON	31.247	E.BELFORD	36.075	S.MOUNSEY	27.462	A.BRINTON	45.309	2	A.BRINTON	2'19.940	2'20.616 (3)
3	S.MOUNSEY	31.269	S.MOUNSEY	36.106	A.BRINTON	27.581	R.FROST	45.469	3	S.MOUNSEY	2'20.416	2'20.443 (2)
4	R.FROST	31.386	C.EDMUNDS	36.183	F.SUROWIAK	27.618	S.MOUNSEY	45.579	4	F.SUROWIAK	2'21.185	2'21.682 (5)
5	L.BROWN	31.398	R.HARRIS	36.209	L.BROWN	27.636	H.MCCABE	45.586	5	H.MCCABE	2'21.189	2'21.214 (4)
6	H.DESSOY	31.464	F.SUROWIAK	36.237	H.MCCABE	27.661	R.STEPHENSON	45.774	6	R.FROST	2'21.368	2'22.122 (10)
7	R.STEPHENSON	31.487	J.CORREA	36.412	O.WALKER	27.828	R.HARRIS	45.791	7	R.HARRIS	2'21.535	2'22.083 (9)
8	H.MCCABE	31.501	H.MCCABE	36.441	R.HARRIS	27.840	F.SUROWIAK	45.795	8	R.STEPHENSON	2'21.584	2'21.907 (7)
9	F.SUROWIAK	31.535	H.DESSOY	36.450	R.STEPHENSON	27.855	L.BROWN	45.833	9	L.BROWN	2'21.589	2'21.971 (8)
10	J.CORREA	31.616	R.STEPHENSON	36.468	R.FROST	27.876	H.DESSOY	45.906	10	H.DESSOY	2'21.734	2'21.897 (6)
11	R.HARRIS	31.695	O.WALKER	36.549	J.CORREA	27.882	C.EDMUNDS	45.938	11	C.EDMUNDS	2'21.930	2'22.457 (11)
12	P.WILLIS	31.711	A.ROWAN	36.563	H.DESSOY	27.914	B.JOLLIFFE	45.997	12	J.CORREA	2'22.082	2'22.918 (14)
13	B.JOLLIFFE	31.754	H.MACKAY	36.623	C.EDMUNDS	27.972	O.WALKER	46.117	13	O.WALKER	2'22.496	2'22.772 (12)
14	C.HUNTINGFOR	31.756	S.MCPHEE	36.629	H.MACKAY	27.995	J.CORREA	46.172	14	H.MACKAY	2'22.784	2'22.854 (13)
15	E.BANISH	31.769	R.FROST	36.637	E.BANISH	28.041	H.MACKAY	46.223	15	E.BANISH	2'22.923	2'23.159 (17)
16	C.EDMUNDS	31.837	C.HUNTINGFOR	36.665	P.WILLIS	28.062	E.BANISH	46.273	16	P.WILLIS	2'22.962	2'23.113 (16)
17	J.BANNISTER	31.847	L.BROWN	36.722	S.MCPHEE	28.085	J.BANNISTER	46.352	17	C.HUNTINGFOR	2'23.028	2'23.035 (15)
18	G.BOWES	31.879	P.WILLIS	36.747	A.ROWAN	28.135	A.ROWAN	46.354	18	A.ROWAN	2'23.098	2'23.459 (19)
19	H.MACKAY	31.943	J.BANNISTER	36.834	J.BANNISTER	28.145	G.BOWES	46.379	19	B.JOLLIFFE	2'23.115	2'23.732 (22)
20	O.WALKER	32.002	E.BANISH	36.840	A.DAVIDSON	28.164	C.HUNTINGFOR	46.419	20	J.BANNISTER	2'23.178	2'23.503 (21)
21	A.ROWAN	32.046	G.BOWES	36.842	C.HUNTINGFOR	28.188	P.WILLIS	46.442	21	G.BOWES	2'23.346	2'23.477 (20)
22	A.DAVIDSON	32.110	A.DAVIDSON	36.959	G.BOWES	28.246	S.MCPHEE	46.500	22	S.MCPHEE	2'23.388	2'23.388 (18)
23	S.MCPHEE	32.174	B.JOLLIFFE	36.996	S.PYLYPENKO	28.341	A.DAVIDSON	46.836	23	A.DAVIDSON	2'24.069	2'24.176 (23)
24	S.PYLYPENKO	32.305	S.PYLYPENKO	37.330	B.JOLLIFFE	28.368	C.BARNES	46.944	24	S.PYLYPENKO	2'24.967	2'25.259 (24)

These data/results cannot be reproduced, stored and/or transmitted in whole or in part by any manner of electronic, mechanical, photocopying, recording, broadcasting or otherwise now known or herein after developed without the previous express consent by the copyright owner, except for reproduction in daily press and regular printed publications on sale to the public within 60 days of the event related to those data/results and always provided that copyright symbol appears together as follows below.
© DORNA, 2023



Silverstone Circuit



5900 m.

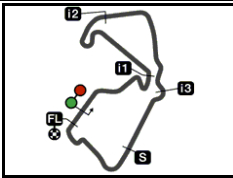
Results and timing service provided by TISSOT

BRITISH GRAND PRIX - ROUND 6**Free Practice Nr. 2****Best Partial Times****BTC***IT* Ideal Lap Time, sum of the best partial times*BT* Best Lap Time

		T1		T2		T3		T4					
<i>Pos</i>	<i>Rider</i>	<i>Time</i>	<i>Rider</i>	<i>Time</i>	<i>Rider</i>	<i>Time</i>	<i>Rider</i>	<i>Time</i>	<i>Rider</i>	<i>Pos</i>	<i>Rider</i>	<i>IT</i>	<i>BT</i>
25	D.GOODMAN	32.317	D.GOODMAN	37.400	C.BARNES	28.462	S.PYLYPENKO	46.991		25	D.GOODMAN	2'25.297	2'25.342 (25)
26	C.BARNES	32.666	C.BARNES	37.636	D.GOODMAN	28.578	D.GOODMAN	47.002		26	C.BARNES	2'25.708	2'26.176 (26)
27	L.HOPKINS	33.163	L.HOPKINS	37.655	I.JONES	29.461	L.HOPKINS	48.247		27	L.HOPKINS	2'28.596	2'29.059 (27)
28	I.JONES	33.556	I.JONES	38.027	L.HOPKINS	29.531	I.JONES	48.520		28	I.JONES	2'29.564	(-1)


These data/results cannot be reproduced, stored and/or transmitted in whole or in part by any manner of electronic, mechanical, photocopying, recording, broadcasting or otherwise now known or herein after developed without the previous express consent by the copyright owner, except for reproduction in daily press and regular printed publications on sale to the public within 60 days of the event related to those data/results and always provided that copyright symbol appears together as follows below.
© DORNA, 2023





5900 m.

BRITISH GRAND PRIX - ROUND 6**Free Practice Nr. 2****Fastest Laps Sequence**

<i>Practice Time</i>	 <i>Rider</i>	<i>Nation</i>	<i>Motorcycle</i>	<i>Time</i>	<i>Km/h</i>	<i>Rider's Lap</i>
4'52.102	29 Lucas BROWN	GBR	HONDA	2'23.138	148.3	2
7'15.045	29 Lucas BROWN	GBR	HONDA	2'22.943	148.5	3
9'37.808	29 Lucas BROWN	GBR	HONDA	2'22.763	148.7	4
10'00.903	43 Amanuel BRINTON	GBR	HONDA	2'22.350	149.2	3
10'41.886	7 Harley MCCABE	GBR	HONDA	2'22.083	149.4	4
15'47.133	52 Evan BELFORD	GBR	HONDA	2'20.064	151.6	3
20'27.548	52 Evan BELFORD	GBR	HONDA	2'19.448	152.3	5
25'07.427	52 Evan BELFORD	GBR	HONDA	2'19.438	152.3	7