







Free Practice Nr. 1

BTC

Lap	Lap Time	T1	T2	T3	T4	Speed	Lap	Lap Time	T1	T2	T3	T4	Speed
							<b>12th 64 Clayton EDMUNDS</b>	City Lifting GBR					
							Runs=1	Total laps=10	Full laps=9		Valid laps=8		
9	2'23.995	31.666	37.132	28.099	47.098	199.2	1	3'36.445	24.023	38.843	29.472	48.241	200.0
10	2'24.487	32.736	37.161	28.036	46.554	198.8	2	2'28.768	* 33.685	38.120	29.320*	47.643	199.2
11	2'22.960	31.825	36.867	27.967	46.301	200.0	3	2'27.360	33.045	37.818	29.058	47.439	199.6
							<b>8th 75 Filip SUROWIAK</b>	FS75 / Fab-Racing POL					
							Runs=1	Total laps=11	Full laps=10		Valid laps=10		
1	2'31.509	24.080	39.197	30.046	48.181	206.1	4	2'28.443	32.863	38.025	29.193	48.362	197.4
2	2'27.330	32.806	38.020	29.334	47.170	203.3	5	2'26.959	33.546	37.128	28.852	47.433	200.3
3	2'26.072	32.639	37.808	28.643	46.982	201.1	6	2'26.650	32.665	37.417	28.450	48.118	190.8
4	2'26.007	32.531	38.066	28.344	47.066	204.5	7	2'24.361	32.559	36.937	28.224	46.641	201.1
5	2'24.576	32.599	36.895	28.469	46.613	199.6	8	2'23.935	32.139	36.827	28.353	46.616	200.7
6	2'24.719	32.294	37.345	28.251	46.829	200.7	9	2'24.909	32.290	36.822	28.859	46.938	200.3
7	2'23.172	31.841	36.916	28.186	46.229	200.7	10	2'26.037	32.340	37.564	28.421	47.712	199.6
8	2'22.983	31.835	37.025	28.025	46.098	200.7							
9	2'23.118	32.022	36.911	28.022	46.163	202.6							
10	2'23.847	31.943	37.246	28.221	46.437	200.0							
11	2'22.965	31.769	36.955	27.931	46.310	200.7							
							<b>9th 7 Harley MCCABE</b>	McCabe Racing GBR					
							Runs=1	Total laps=10	Full laps=9		Valid laps=9		
1	3'56.493	24.970	38.514	28.955	47.788	195.6							
2	2'25.917	33.107	37.529	28.477	46.804	201.8							
3	2'24.105	32.042	36.921	28.636	46.506	200.7							
4	2'24.371	32.007	37.321	28.422	46.621	201.4							
5	2'24.678	32.249	37.668	28.241	46.520	201.1							
6	2'24.390	32.320	37.281	28.213	46.576	201.8							
7	2'23.973	32.181	37.241	28.034	46.517	201.4							
8	2'23.834	32.198	37.164	28.030	46.442	201.8							
9	2'23.447	32.070	36.903	28.073	46.401	201.4							
10	2'23.596	32.181	36.849	28.162	46.404	202.2							
							<b>10th 33 Elijah BANISH</b>	VisionTrack Racing T USA					
							Runs=1	Total laps=11	Full laps=10		Valid laps=7		
1	2'37.746	25.067	39.872	29.949	48.449	198.8							
2	2'28.155	* 33.346	38.314	29.101	47.394*	200.7							
3	2'26.365	* 32.788	37.904*	28.786	46.887	204.9							
4	2'26.083	32.600	37.712	28.881	46.890	198.5							
5	2'25.113	32.300	37.496	28.477	46.840	200.0							
6	2'25.695	* 32.046	38.444*	28.415	46.790	198.5							
7	2'25.222	32.593	37.515	28.855	46.259	201.4							
8	2'25.639	32.657	37.295	29.268	46.419	204.1							
9	2'24.186	31.976	37.204	28.409	46.597	203.0							
10	2'24.148	32.436	37.273	28.087	46.352	202.6							
11	2'23.472	31.745	37.128	28.049	46.550	202.2							
							<b>11th 23 Rhys STEPHENSON</b>	Rocket Racing GBR					
							Runs=1	Total laps=8	Full laps=6		Valid laps=6		
1	3'22.864	26.136	38.945	29.330	48.226	198.5							
2	2'26.870	32.998	37.984	28.641	47.247	200.7							
3	2'25.182	32.461	37.546	28.289	46.886	201.1							
4	2'24.565	32.117	37.424	28.264	46.760	199.2							
5	2'24.225	31.975	37.355	28.281	46.614	200.7							
6	2'24.261	32.105	37.203	28.568	46.385	200.0							
7	2'23.677	32.114	37.119	28.229	46.215	200.0							
8	3'38.079	P 31.679	36.736	28.283	2'01.381	208.0							
							<b>14th 66 Ronnie HARRIS</b>	Kovara Projects / RS GBR					
							Runs=1	Total laps=10	Full laps=9		Valid laps=8		
1	3'43.485	24.844	38.368	29.755	48.097	204.9							
2	2'27.060	32.555	37.216	29.424	47.865	203.7							
3	2'24.233	32.141	36.744	28.408	46.940	206.5							
4	2'25.941	32.143	36.888	29.202	47.708	202.6							
5	2'26.389	* 32.313	37.552*	28.988	47.536	202.2							
6	2'25.144	32.290	37.261	28.594	46.999	203.7							
7	2'25.174	32.264	37.275	28.603	47.032	203.0							
8	2'24.139	32.371	36.981	28.483	46.304	206.5							
9	2'24.383	32.189	36.944	28.359	46.891	204.1							
10	2'24.555	32.192	36.817	28.447	47.099	203.7							
							<b>15th 42 Ben JOLLIFFE</b>	Wilson Racing GBR					
							Runs=1	Total laps=11	Full laps=10		Valid laps=10		
1	2'52.757	26.506	40.295	30.406	48.831	200.0							
2	2'29.172	33.378	38.353	29.647	47.794	197.8							
3	2'26.475	32.763	37.742	29.001	46.969	197.4							
4	2'25.812	32.326	37.649	28.936	46.901	196.7							
5	2'26.480	32.402	37.738	29.362	46.978	199.6							
6	2'25.831	32.136	38.014	28.980	46.701	196.0							
7	2'24.853	31.948	37.544	28.953	46.408	197.4							
8	2'24.507	31.973	37.358	28.589	46.587	197.0							
9	2'26.330	32.515	37.633	29.068	47.114	196.3							
10	2'26.788	32.515	37.993	29.229	47.051	194.5							
11	2'24.884	32.224	37.191	28.768	46.701	196.0							
							<b>16th 48 Ollie WALKER</b>	VisionTrack Racing T GBR					
							Runs=1	Total laps=7	Full laps=6		Valid laps=5		
1	2'31.234	24.144	38.732	29.468	48.286	200.7							
2	2'28.169	* 33.319	37.848	29.480	47.522*	204.9							

<b>Fastest Lap:</b> Amanuel BRINTON	Kovara Projects / RS	GBR	2'20.154	31.172	36.003	27.549	45.430
-------------------------------------	----------------------	-----	----------	--------	--------	--------	--------

DORNA DATA PROCESSING TIMING SERVICE DORNA DATA PROCESSING TIMING SERVICE DORNA DATA PROCESSING TIMING SERVICE DORNA DATA PROCESSING TIMING SERVICE DORNA DATA PROCESSING TIMING SERVICE DORNA DATA PROCESSING TIMING SERVICE DORNA DATA PROCESSING TIMING SERVICE DORNA DATA PROCCESSS



**Free Practice Nr. 1**

**BTC**

Lap	Lap Time	T1	T2	T3	T4	Speed	Lap	Lap Time	T1	T2	T3	T4	Speed
3	2'25.822	32.745	37.527	28.541	47.009	204.1	8	2'27.193	32.595	37.603	29.686	47.309	191.1
4	2'25.492	32.492	37.428	28.348	47.224	199.2	9	2'29.286 P	32.702	38.083	28.727	49.774	191.8
5	2'24.676	32.522	37.029	28.263	46.862	201.4	<b>21st 76 Charlie HUNTINGF</b> Opteven Mototechniks GBR						
6	2'24.519	32.413	37.274	28.123	46.709	203.3	Runs=1 Total laps=10 Full laps=9 Valid laps=9						
7	2'26.129	32.411	36.950	28.222	48.546	203.0	1	2'39.967	26.379	41.043	31.382	50.283	198.8
unfinished		34.524					2	2'31.615	34.259	38.398	29.623	49.335	199.2
<b>17th 71 Daniel GOODMAN</b> VisionTrack Racing T GBR							3	2'29.773	33.810	38.003	29.363	48.597	201.4
Runs=1 Total laps=11 Full laps=10 Valid laps=10							4	2'30.395	34.742	38.345	29.184	48.124	199.2
1	2'36.868	25.820	40.457	30.153	49.159	197.0	5	2'28.160	33.619	37.850	28.993	47.698	197.4
2	2'28.533	33.237	38.475	29.140	47.681	200.0	6	2'28.081	33.066	38.039	29.256	47.720	199.2
3	2'27.395	32.959	37.535	29.005	47.896	200.7	7	2'26.312	32.380	37.411	29.119	47.402	199.2
4	2'26.292	33.192	37.630	28.558	46.912	201.1	8	2'35.081	32.235	37.305	37.177	48.364	198.5
5	2'26.607	32.642	38.123	28.781	47.061	198.5	9	2'27.730	33.020	38.010	28.966	47.734	195.6
6	2'25.719	32.537	37.746	28.755	46.681	200.7	10	2'25.182	32.428	37.183	28.664	46.907	199.2
7	2'24.807	32.290	37.296	28.668	46.553	198.5	<b>22nd 19 Scott MCPHEE</b> SMP Racing GBR						
8	2'24.932	32.481	37.323	28.480	46.648	203.3	Runs=1 Total laps=11 Full laps=10 Valid laps=10						
9	2'25.208	32.366	37.684	28.572	46.586	200.3	1	2'32.962	25.666	39.243	29.902	48.721	203.0
10	2'24.898	32.240	37.401	28.520	46.737	198.5	2	2'27.393	33.146	37.752	28.744	47.751	201.8
11	2'24.922	32.189	37.272	28.357	47.104	198.5	3	2'25.864	32.619	37.735	28.467	47.043	203.0
<b>18th 8 Alfie DAVIDSON</b> Banks Racing GBR							4	2'25.738	32.326	37.896	28.140	47.376	203.7
Runs=2 Total laps=10 Full laps=7 Valid laps=7							5	2'25.528	32.360	37.396	28.341	47.431	201.1
1	2'29.957	23.685	38.444	29.143	48.170	202.6	6	2'26.386	32.603	37.524	28.501	47.758	196.0
2	2'26.273	32.922	37.431	28.581	47.339	197.8	7	2'27.771	32.547	38.428	28.961	47.835	198.1
3	2'24.858	32.305	36.965	28.538	47.050	198.5	8	2'29.284	32.877	40.322	29.083	47.002	203.3
4	2'25.058	32.223	37.347	28.665	46.823	197.8	9	2'28.397	34.489	38.090	28.466	47.352	199.2
5	2'34.574 P	32.321	37.562	28.985	55.706	180.6	10	2'26.339	32.728	37.642	28.399	47.570	198.8
6	3'43.837 *	22.723	37.681	28.607	46.923*	196.0	11	2'25.885	32.629	37.440	28.276	47.540	198.5
7	2'25.678	32.361	37.516	28.425	47.376	194.5	<b>23rd 67 George BOWES</b> Microlise Cresswell R GBR						
8	2'25.195	32.237	37.257	28.569	47.132	195.6	Runs=1 Total laps=10 Full laps=9 Valid laps=9						
9	2'25.446	32.295	37.467	28.701	46.983	194.5	1	2'56.596	25.187	40.244	31.880	49.114	198.5
10	2'25.057	32.108	37.372	28.514	47.063	193.8	2	2'32.172	34.195	38.853	30.515	48.609	199.6
<b>19th 65 Alexander ROWAN</b> Mortimer Racing / Ale GBR							3	2'28.870	33.077	38.062	29.759	47.972	202.2
Runs=2 Total laps=10 Full laps=7 Valid laps=7							4	2'28.781	33.281	38.043	29.347	48.110	198.5
1	2'40.062	25.259	38.917	29.299	48.123	202.2	5	2'28.877	33.491	38.060	29.358	47.968	198.1
2	2'26.922	33.284	37.593	28.833	47.212	200.7	6	2'27.344	32.913	37.792	29.155	47.484	198.5
3	2'25.662	32.719	37.476	28.350	47.117	204.9	7	2'26.502	32.669	37.681	28.969	47.183	199.6
4	2'26.129	32.971	37.197	28.451	47.510	194.9	8	2'25.822	32.491	37.450	28.741	47.140	200.3
5	2'25.362	32.680	37.182	28.334	47.166	198.5	9	2'26.328	32.687	37.459	28.549	47.633	200.3
6	2'27.623 P	32.892	37.429	28.188	49.114	196.7	10	2'26.254	32.641	37.300	29.016	47.297	198.5
7	2'56.056	25.354	38.060	28.409	47.696	196.0	<b>24th 99 Peter WILLIS</b> Belfast Chauffer Hire GBR						
8	2'25.717	32.675	37.295	28.678	47.069	197.4	Runs=2 Total laps=6 Full laps=2 Valid laps=2						
9	2'25.570	32.368	37.259	28.596	47.347	197.8	1	2'32.153	24.538	39.408	29.977	48.275	197.0
10	2'24.941	32.387	37.094	28.467	46.993	198.1	2	2'27.642 P	33.587	38.651	28.980	46.424	200.0
<b>20th 2 Josh BANNISTER</b> Dunsley Heat Racing GBR							3	9'24.027	26.857	39.736	29.706	48.092	195.6
Runs=1 Total laps=9 Full laps=7 Valid laps=7							4	2'28.062	33.160	38.676	28.673	47.553	196.3
1	2'28.730	24.488	39.717	29.016	47.926	197.0	5	2'26.376	32.697	37.777	28.587	47.315	198.1
2	2'26.776	33.399	37.764	28.369	47.244	197.0	6	2'36.600 P	32.594	38.606	29.076	56.324	173.9
3	2'25.644	32.665	37.467	28.495	47.017	193.8	<b>25th 28 Charlie BARNES</b> Talentum Motorsport GBR						
4	2'25.082	32.199	37.344	28.426	47.113	194.5	Runs=2 Total laps=10 Full laps=7 Valid laps=6						
5	2'25.111	32.319	37.544	28.523	46.725	192.5	1	2'43.789	24.625	39.103	29.767	48.996	197.4
6	2'25.842	32.460	37.709	28.734	46.939	193.5	2	2'28.938	33.253	38.095	29.537	48.053	198.5
7	2'25.696	32.457	37.576	28.603	47.060	190.8	3	2'27.782 *	32.862	37.551	29.385*	47.984	198.5

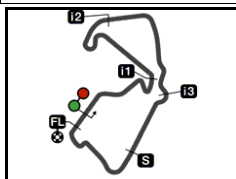
**Fastest Lap:** Amanuel BRINTON Kovara Projects / RS GBR 2'20.154 31.172 36.003 27.549 45.430

DORNA DATA PROCESSING TIMING SERVICE DORNA DATA PROCESSING TIMING SERVICE DORNA DATA PROCESSING TIMING SERVICE DORNA DATA PROCESSING TIMING SERVICE DORNA DATA PROCESSING TIMING SERVICE DORNA DATA PROCESSING TIMING SERVICE DORNA DATA PROCESSING TIMING SERVICE DORNA DATA PROCESSING TIMING SERVICE DORNA DATA PROCESSING TIMING SERVICE DORNA DATA PROCCESSS





Silverstone Circuit



5900 m.

Results and timing service provided by TISSOT

BTC

## BRITISH GRAND PRIX - ROUND 6

## Free Practice Nr. 1

## Best Partial Times

IT Ideal Lap Time, sum of the best partial times

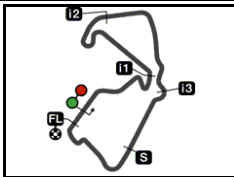
BT Best Lap Time

T1		T2		T3		T4				IT	BT	
Pos	Rider	Time	Rider	Time	Rider	Time	Rider	Time	Pos	Rider	IT	BT
1	E.BELFORD	31.137	A.BRINTON	36.003	E.BELFORD	27.237	A.BRINTON	45.430	1	E.BELFORD	2'20.057	2'20.287 (2)
2	A.BRINTON	31.172	E.BELFORD	36.182	L.BROWN	27.510	E.BELFORD	45.501	2	A.BRINTON	2'20.154	2'20.154 (1)
3	S.MOUNSEY	31.453	J.CORREA	36.658	S.MOUNSEY	27.524	L.BROWN	46.052	3	S.MOUNSEY	2'21.900	2'22.089 (4)
4	R.FROST	31.630	R.STEPHENSON	36.736	A.BRINTON	27.549	F.SUROWIAK	46.098	4	L.BROWN	2'22.028	2'22.070 (3)
5	L.BROWN	31.644	R.HARRIS	36.744	J.CORREA	27.793	R.FROST	46.109	5	J.CORREA	2'22.271	2'22.824 (6)
6	H.DESLOY	31.666	S.MOUNSEY	36.799	F.SUROWIAK	27.931	J.CORREA	46.123	6	R.FROST	2'22.545	2'22.732 (5)
7	R.STEPHENSON	31.679	L.BROWN	36.822	R.FROST	27.934	S.MOUNSEY	46.124	7	H.DESLOY	2'22.656	2'22.914 (7)
8	J.CORREA	31.697	C.EDMUNDS	36.822	H.DESLOY	27.967	H.DESLOY	46.168	8	F.SUROWIAK	2'22.693	2'22.965 (8)
9	E.BANISH	31.745	H.MCCABE	36.849	H.MCCABE	28.030	R.STEPHENSON	46.215	9	R.STEPHENSON	2'22.859	2'23.677 (11)
10	F.SUROWIAK	31.769	H.DESLOY	36.855	E.BANISH	28.049	E.BANISH	46.259	10	E.BANISH	2'23.181	2'23.472 (10)
11	B.JOLLIFFE	31.948	R.FROST	36.872	O.WALKER	28.123	R.HARRIS	46.304	11	H.MCCABE	2'23.287	2'23.447 (9)
12	H.MCCABE	32.007	F.SUROWIAK	36.895	S.MCPHEE	28.140	H.MCCABE	46.401	12	R.HARRIS	2'23.548	2'24.139 (14)
13	A.DAVIDSON	32.108	O.WALKER	36.950	A.ROWAN	28.188	B.JOLLIFFE	46.408	13	C.EDMUNDS	2'23.801	2'23.935 (12)
14	C.EDMUNDS	32.139	A.DAVIDSON	36.965	C.EDMUNDS	28.224	H.MACKAY	46.527	14	H.MACKAY	2'24.095	2'24.112 (13)
15	R.HARRIS	32.141	A.ROWAN	37.094	R.STEPHENSON	28.229	D.GOODMAN	46.553	15	B.JOLLIFFE	2'24.136	2'24.507 (15)
16	D.GOODMAN	32.189	H.MACKAY	37.118	H.MACKAY	28.258	C.EDMUNDS	46.616	16	O.WALKER	2'24.193	2'24.519 (16)
17	H.MACKAY	32.192	E.BANISH	37.128	D.GOODMAN	28.357	O.WALKER	46.709	17	A.DAVIDSON	2'24.321	2'24.858 (18)
18	J.BANNISTER	32.199	C.HUNTINGFOR	37.183	R.HARRIS	28.359	J.BANNISTER	46.725	18	D.GOODMAN	2'24.371	2'24.807 (17)
19	C.HUNTINGFOR	32.235	B.JOLLIFFE	37.191	J.BANNISTER	28.369	A.DAVIDSON	46.823	19	J.BANNISTER	2'24.637	2'25.082 (20)
20	S.MCPHEE	32.326	D.GOODMAN	37.272	A.DAVIDSON	28.425	C.HUNTINGFOR	46.907	20	A.ROWAN	2'24.643	2'24.941 (19)
21	A.ROWAN	32.368	G.BOWES	37.300	G.BOWES	28.549	A.ROWAN	46.993	21	S.MCPHEE	2'24.864	2'25.528 (22)
22	O.WALKER	32.411	J.BANNISTER	37.344	P.WILLIS	28.587	S.MCPHEE	47.002	22	C.HUNTINGFOR	2'24.989	2'25.182 (21)
23	C.BARNES	32.469	S.MCPHEE	37.396	B.JOLLIFFE	28.589	G.BOWES	47.140	23	G.BOWES	2'25.480	2'25.822 (23)
24	G.BOWES	32.491	C.BARNES	37.551	C.HUNTINGFOR	28.664	C.BARNES	47.239	24	C.BARNES	2'26.094	2'26.645 (25)

These data/results cannot be reproduced, stored and/or transmitted in whole or in part by any manner of electronic, mechanical, photocopying, recording, broadcasting or otherwise now known or herein after developed without the previous express consent by the copyright owner, except for reproduction in daily press and regular printed publications on sale to the public within 60 days of the event related to those data/results and always provided that copyright symbol appears together as follows below.  
© DORNA, 2023



Silverstone Circuit



5900 m.

Results and timing service provided by TISSOT

**BRITISH GRAND PRIX - ROUND 6****Free Practice Nr. 1****Best Partial Times****BTC***IT* Ideal Lap Time, sum of the best partial times*BT* Best Lap Time


		<b>T1</b>		<b>T2</b>		<b>T3</b>		<b>T4</b>					
<i>Pos</i>	<i>Rider</i>	<i>Time</i>	<i>Rider</i>	<i>Time</i>	<i>Rider</i>	<i>Time</i>	<i>Rider</i>	<i>Time</i>	<i>Rider</i>	<i>Pos</i>	<i>Rider</i>	<i>IT</i>	<i>BT</i>
25	P.WILLIS	32.594	P.WILLIS	37.777	S.PYLYPENKO	28.671	P.WILLIS	47.315		25	<b>P.WILLIS</b>	2'26.273	2'26.376 (24)
26	<b>S.PYLYPENKO</b>	<b>32.811</b>	<b>I.JONES</b>	<b>37.783</b>	<b>C.BARNES</b>	<b>28.835</b>	<b>I.JONES</b>	<b>47.440</b>		26	<b>S.PYLYPENKO</b>	2'27.208	2'27.340 (27)
27	I.JONES	32.937	L.HOPKINS	37.959	I.JONES	29.147	S.PYLYPENKO	47.581		27	<b>I.JONES</b>	2'27.307	2'27.307 (26)
28	<b>L.HOPKINS</b>	<b>33.551</b>	<b>S.PYLYPENKO</b>	<b>38.145</b>	<b>L.HOPKINS</b>	<b>29.683</b>	<b>L.HOPKINS</b>	<b>48.644</b>		28	<b>L.HOPKINS</b>	2'29.837	2'29.975 (28)

These data/results cannot be reproduced, stored and/or transmitted in whole or in part by any manner of electronic, mechanical, photocopying, recording, broadcasting or otherwise now known or herein after developed without the previous express consent by the copyright owner, except for reproduction in daily press and regular printed publications on sale to the public within 60 days of the event related to those data/results and always provided that copyright symbol appears together as follows below.  
© DORNA, 2023

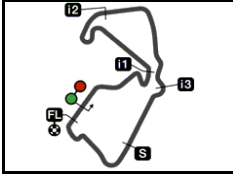




Silverstone Circuit


Results and timing service provided by 

BTC



5900 m.

**BRITISH GRAND PRIX - ROUND 6****Free Practice Nr. 1****Fastest Laps Sequence**

<i>Practice Time</i>	 <i>Rider</i>	<i>Nation</i>	<i>Motorcycle</i>	<i>Time</i>	<i>Km/h</i>	<i>Rider's Lap</i>
4'55.410	29 Lucas BROWN	GBR	HONDA	2'25.359	146.1	2
6'19.611	52 Evan BELFORD	GBR	HONDA	2'23.067	148.4	2
8'41.174	52 Evan BELFORD	GBR	HONDA	2'21.563	150.0	3
20'40.243	52 Evan BELFORD	GBR	HONDA	2'21.476	150.1	8
23'00.756	52 Evan BELFORD	GBR	HONDA	2'20.513	151.1	9
25'21.043	52 Evan BELFORD	GBR	HONDA	2'20.287	151.4	10
25'21.194	43 Amanuel BRINTON	GBR	HONDA	2'20.154	151.5	10

DORNA DATA PROCESSING TIMING SERVICE DORNA DATA PROCESSING TIMING SERVICE DORNA DATA PROCESSING TIMING SERVICE DORNA DATA PROCESSING TIMING SERVICE DORNA DATA PROCESSING TIMING SERVICE DORNA DATA PROCESSING TIMING SERVICE DORNA DATA PROCESSING TIMING SERVICE DORNA DATA PROCESSING TIMING SERVICE DORNA DATA PROCESSING TIMING SERVICE DORNA DATA PROCESSING



Silverstone, Friday, August 04, 2023