

POS	NO	NAME	NAT	ENTRY	TIME	ON	LAPS	GAP	DIFF	MPH
1	52	Evan BELFORD	GBR	Honda - City Lifting / RS Racing	54.093	8	11			84.31
2	43	Amanuel BRINTON	GBR	Honda - Kovara Projects / RS Racing	54.299	5	11	0.206	0.206	83.99
3	23	Rhys STEPHENSON	GBR	Honda - Rocket Racing	54.330	8	10	0.237	0.031	83.95
4	55	Harrison DESSOY	GBR	Honda - Microlise Cresswell Racing / Eastern Garage f	54.373	8	11	0.280	0.043	83.88
5	40	Julian CORREA	USA	Honda - Microlise Cresswell Racing	54.472	11	11	0.379	0.099	83.73
6	24	Ryan FROST	GBR	Honda - Talentum Motorsport by Azure Notions	54.590	10	11	0.497	0.118	83.55
7	4	Sullivan MOUNSEY	GBR	Honda - Wilson Racing / Maddison Media	54.592	6	11	0.499	0.002	83.54
8	48	Ollie WALKER	GBR	Honda - VisionTrack Racing Team	54.623	11	11	0.530	0.031	83.50
9	66	Ronnie HARRIS	GBR	Honda - Kovara Projects / RS Racing	54.775	11	11	0.682	0.152	83.26
10	75	Filip SUROWIAK	POL	Honda - FS75 Racing / FAB Racing	54.886	11	11	0.793	0.111	83.10
11	19	Scott McPHEE	GBR	Honda - SMP Racing	54.971	6	10	0.878	0.085	82.97
12	21	Troy JEFFREY	GBR	Honda - Talentum Motorsport by Azure Notions	55.058	11	11	0.965	0.087	82.84
13	64	Clayton EDMUNDS	GBR	Honda - City Lifting / RS Racing	55.100	5	11	1.007	0.042	82.77
14	7	Harley McCABE	GBR	Honda - McCabe Racing	55.103	5	11	1.010	0.003	82.77
15	29	Lucas BROWN	GBR	Honda - Amphibian Scaffolding / SP125 Racing	55.366	11	11	1.273	0.263	82.38
16	61	Harrison MACKAY	GBR	Honda - Wilson Racing / Super Soco	55.563	10	11	1.470	0.197	82.08
17	2	Josh BANNISTER	GBR	Honda - Dunsley Heat Racing	55.661	5	5	1.568	0.098	81.94
18	76	Charlie HUNTINGFORD	GBR	Honda - Opteven Mototechniks	55.698	10	10	1.605	0.037	81.89
19	33	Eli BANISH	USA	Honda - VisionTrack Racing Team	55.804	9	11	1.711	0.106	81.73
20	99	Peter WILLIS	GBR	Honda - Belfast Chauffeur Hire by WM-Racing	55.845	11	11	1.752	0.041	81.67
21	71	Daniel GOODMAN	GBR	Honda - VisionTrack Racing Team	55.953	11	11	1.860	0.108	81.51
22	11	Iwan JONES	GBR	Honda - Jones Brothers Racing Team	55.989	11	11	1.896	0.036	81.46
23	65	Alexander ROWAN	GBR	Honda - Mortimer Racing Victoria House Academy	56.123	3	7	2.030	0.134	81.26
24	8	Alfie DAVIDSON	GBR	Honda - Banks Racing	56.193	6	10	2.100	0.070	81.16
25	42	Ben JOLLIFFE	GBR	Honda - Wilson Racing	56.358	9	11	2.265	0.165	80.93
26	41	Luca HOPKINS	GBR	Honda - Barnsdale Leisure / SP125 Racing	56.531	10	10	2.438	0.173	80.68
27	88	Sviatoslav PYLYPENKO	UKR	Honda - Microlise Cresswell Racing	56.715	6	11	2.622	0.184	80.42
28	28	Charlie BARNES	GBR	Honda - Talentum Motorsport by Azure Notions	57.326	7	7	3.233	0.611	79.56
29	32	Ritchie O'NEIL	GBR	Honda - Stiggy Motorsport	57.583	6	9	3.490	0.257	79.20
30	67	George BOWES	GBR	Honda - Microlise Cresswell Racing	1:05.335	2	3	11.242	7.752	69.81

Weather / Track : Bright / Dry

These results are provisional until the conclusion of any judicial and technical matters.

Knockhill: 1.2669 miles

Date: 18/06/2023 Start: 08:50 Finish: 09:00

Race Director : Stuart Higgs <i>S. Higgs</i>	Stewards :	Timekeeper : Richard Evans <i>R. EVANS</i>
<small>Digitally Approved at 09:07 Sunday, 18 June 2023</small>		<small>Digitally Approved at 09:07 Sunday, 18 June 2023</small>

Results can be found at www.britishsuperbike.com

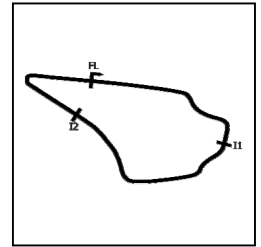
Printed - 09:02 Sunday, 18 June 2023

MCRCB BULLETIN TK235

2023 Bennetts British Superbike Championship - Round 4

2023 R&G British Talent Cup

WARM UP - SECTOR ANALYSIS



SECTOR 1 = FL to I1, SECTOR 2 = I1 to I2, SECTOR 3 = I2 to FL, DIFF = Difference To Personal Best Lap, P = Crossed Finish Line in Pit Lane, D = Time Disallowed

P1 52		Evan BELFORD				Honda - City Lifting / RS Racing			
IDEAL LAP TIME : 53.937		BEST LAP TIME : 54.093		DIFFERENCE : 0.156					
LAP	SECTOR 1	SECTOR 2	SECTOR 3	LAP TIME	MPH	DIFF	TIME OF DAY		
1 -	OUTLAP	23.515	103.5	17.028	98.9		08:51:28.929		
2 -	19.479	22.360	105.3	16.289	100.4	58.128	78.46	4.035	08:52:27.057
3 -	18.193	21.040	109.2	15.866	101.2	55.099	82.78	1.006	08:53:22.156
4 -	19.343	21.795	108.9	15.533	101.6	56.671	80.48	2.578	08:54:18.827
5 -	18.887	21.743	108.2	15.723	101.2	56.353	80.93	2.260	08:55:15.180
6 -	18.036	20.863	110.5	15.639	101.8	54.538 (2)	83.63	0.445	08:56:09.718
7 -	18.421	21.724	108.5	15.447	101.3	55.592	82.04	1.499	08:57:05.310
8 -	17.980	20.832	109.4	15.281	102.2	54.093 (1)	84.31		08:57:59.403
9 -	17.831	21.652	99.1	16.320	101.8	55.803	81.73	1.710	08:58:55.206
10 -	17.958	21.004	109.6	16.467	101.5	55.429	82.28	1.336	08:59:50.635
11 -	17.824	21.387	110.0	15.362	101.8	54.573 (3)	83.57	0.480	09:00:45.208

P2 43		Amanuel BRINTON				Honda - Kovara Projects / RS Racing			
IDEAL LAP TIME : 54.012		BEST LAP TIME : 54.299		DIFFERENCE : 0.287					
LAP	SECTOR 1	SECTOR 2	SECTOR 3	LAP TIME	MPH	DIFF	TIME OF DAY		
1 -	OUTLAP	22.907	104.3	17.779	100.4		08:51:14.039		
2 -	18.601	22.114	106.8	18.557	98.8	59.272	76.95	4.973	08:52:13.311
3 -	18.193	21.489	110.1	15.287	101.3	54.969	82.97	0.670	08:53:08.280
4 -	18.142	21.474	107.7	15.404	102.1	55.020	82.89	0.721	08:54:03.300
5 -	17.943	21.243	109.6	15.113	102.9	54.299 (1)	83.99		08:54:57.599
6 -	17.929	21.022	110.0	15.448	102.1	54.399 (2)	83.84	0.100	08:55:51.998
7 -	18.449	21.425	108.7	18.275	97.2	58.149	78.43	3.850	08:56:50.147
8 -	18.932	21.610	107.7	20.568	87.3	1:01.110	74.63	6.811	08:57:51.257
9 -	18.660	21.284	109.2	15.506	101.9	55.450	82.25	1.151	08:58:46.707
10 -	17.877	21.469	107.2	15.391	100.9	54.737 (3)	83.32	0.438	08:59:41.444
11 -	18.110	22.082	103.0	16.213	102.7	56.405	80.86	2.106	09:00:37.849

P3 23		Rhys STEPHENSON				Honda - Rocket Racing			
IDEAL LAP TIME : 54.330		BEST LAP TIME : 54.330		DIFFERENCE : 0.000					
LAP	SECTOR 1	SECTOR 2	SECTOR 3	LAP TIME	MPH	DIFF	TIME OF DAY		
1 -	OUTLAP	22.355	103.7	16.055	97.2		08:52:19.662		
2 -	18.300	21.338	107.2	15.637	100.1	55.275	82.51	0.945	08:53:14.937
3 -	18.073	21.288	107.3	15.853	98.5	55.214	82.60	0.884	08:54:10.151
4 -	17.997	21.460	107.2	15.746	100.1	55.203 (3)	82.62	0.873	08:55:05.354
5 -	17.932	21.809	108.2	15.712	98.6	55.453	82.25	1.123	08:56:00.807
6 -	18.218	21.316	107.8	15.682	99.8	55.216	82.60	0.886	08:56:56.023
7 -	18.397	21.318	107.8	15.638	101.2	55.353	82.40	1.023	08:57:51.376
8 -	17.809	21.048	107.7	15.473	99.5	54.330 (1)	83.95		08:58:45.706
9 -	17.929	21.368	107.8	15.807	98.2	55.104 (2)	82.77	0.774	08:59:40.810
10 -	18.346	21.777	106.8	15.955	99.4	56.078	81.33	1.748	09:00:36.888

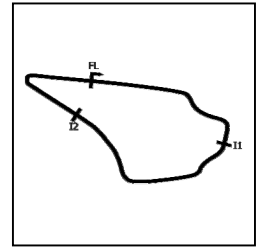
P4 55		Harrison DESOY				Honda - Microlise Cresswell Racing / Eastern Garage Racing			
IDEAL LAP TIME : 54.373		BEST LAP TIME : 54.373		DIFFERENCE : 0.000					
LAP	SECTOR 1	SECTOR 2	SECTOR 3	LAP TIME	MPH	DIFF	TIME OF DAY		
1 -	OUTLAP	22.713	106.0	16.013	96.6		08:51:02.929		
2 -	18.498	21.634	105.6	15.745	98.1	55.877	81.62	1.504	08:51:58.806
3 -	18.275	21.717	106.3	15.643	98.1	55.635	81.98	1.262	08:52:54.441
4 -	18.263	21.388	106.5	15.516	98.8	55.167	82.67	0.794	08:53:49.608
5 -	18.127	21.439	107.0	15.463	98.6	55.029	82.88	0.656	08:54:44.637
6 -	17.964	21.372	108.2	15.549	98.6	54.885	83.10	0.512	08:55:39.522
7 -	18.000	21.301	107.0	15.367	99.5	54.668 (3)	83.43	0.295	08:56:34.190
8 -	17.914	21.120	107.0	15.339	98.8	54.373 (1)	83.88		08:57:28.563
9 -	18.118	21.282	107.3	15.428	98.6	54.828	83.18	0.455	08:58:23.391
10 -	18.339	22.342	104.6	16.042	100.3	56.723	80.41	2.350	08:59:20.114
11 -	17.920	21.221	106.8	15.499	98.3	54.640 (2)	83.47	0.267	09:00:14.754

MCRCB BULLETIN TK235

2023 Bennetts British Superbike Championship - Round 4

2023 R&G British Talent Cup

WARM UP - SECTOR ANALYSIS



SECTOR 1 = FL to I1, SECTOR 2 = I1 to I2, SECTOR 3 = I2 to FL, DIFF = Difference To Personal Best Lap, P = Crossed Finish Line in Pit Lane, D = Time Disallowed

P5 40		Julian CORREA				Honda - Microlise Cresswell Racing			
IDEAL LAP TIME : 54.426		BEST LAP TIME : 54.472		DIFFERENCE : 0.046					
LAP	SECTOR 1	SECTOR 2		SECTOR 3		LAP TIME	MPH	DIFF	TIME OF DAY
1 -	OUTLAP	22.364	109.2	16.110	101.0				08:51:05.489
2 -	18.531	21.530	111.2	15.581	101.8	55.642	81.97	1.170	08:52:01.131
3 -	18.467	21.894	108.7	15.552	101.3	55.913	81.57	1.441	08:52:57.044
4 -	18.339	21.340	109.1	15.521	101.8	55.200	82.62	0.728	08:53:52.244
5 -	18.166	21.196	109.6	15.541	101.9	54.903	83.07	0.431	08:54:47.147
6 -	18.163	21.168	110.1	15.294	102.9	54.625 (3)	83.49	0.153	08:55:41.772
7 -	18.145	21.133	110.1	15.250	103.2	54.528 (2)	83.64	0.056	08:56:36.300
8 -	18.583	21.790	110.0	15.478	101.3	55.851	81.66	1.379	08:57:32.151
9 -	18.231	21.190	109.4	15.478	101.2	54.899	83.08	0.427	08:58:27.050
10 -	18.221	21.584	110.3	15.381	101.8	55.186	82.64	0.714	08:59:22.236
11 -	18.108	21.068	110.1	15.296	101.2	54.472 (1)	83.73		09:00:16.708

P6 24		Ryan FROST				Honda - Talentum Motorsport by Azure Notions			
IDEAL LAP TIME : 54.545		BEST LAP TIME : 54.590		DIFFERENCE : 0.045					
LAP	SECTOR 1	SECTOR 2		SECTOR 3		LAP TIME	MPH	DIFF	TIME OF DAY
1 -	OUTLAP	22.706	105.1	16.742	100.4				08:51:17.234
2 -	19.875	22.032	106.6	15.884	101.3	57.791	78.92	3.201	08:52:15.025
3 -	18.951	21.947	108.0	15.946	98.2	56.844	80.23	2.254	08:53:11.869
4 -	18.414	21.770	106.5	15.720	99.7	55.904	81.58	1.314	08:54:07.773
5 -	18.173	21.589	107.2	15.533	99.8	55.295 (3)	82.48	0.705	08:55:03.068
6 -	18.510	23.346	104.0	15.953	99.4	57.809	78.89	3.219	08:56:00.877
7 -	18.329	22.033	107.0	15.667	99.2	56.029	81.40	1.439	08:56:56.906
8 -	18.167	21.545	106.6	15.584	99.4	55.296	82.48	0.706	08:57:52.202
9 -	18.126	21.451	107.8	15.515	100.3	55.092 (2)	82.79	0.502	08:58:47.294
10 -	17.983	21.231	107.8	15.376	100.3	54.590 (1)	83.55		08:59:41.884
11 -	17.938	21.756	106.3	15.866	100.6	55.560	82.09	0.970	09:00:37.444

P7 4		Sullivan MOUNSEY				Honda - Wilson Racing / Maddison Media			
IDEAL LAP TIME : 54.400		BEST LAP TIME : 54.592		DIFFERENCE : 0.192					
LAP	SECTOR 1	SECTOR 2		SECTOR 3		LAP TIME	MPH	DIFF	TIME OF DAY
1 -	OUTLAP	22.369	104.8	18.435	99.1				08:51:14.912
2 -	18.520	21.499	107.7	16.158	98.1	56.177	81.19	1.585	08:52:11.089
3 -	18.564	21.457	106.3	15.779	99.7	55.800	81.74	1.208	08:53:06.889
4 -	18.579	21.246	107.3	15.677	100.3	55.502	82.17	0.910	08:54:02.391
5 -	18.078	21.182	108.2	15.609	100.9	54.869	83.12	0.277	08:54:57.260
6 -	18.077	21.003	108.5	15.512	101.9	54.592 (1)	83.54		08:55:51.852
7 -	18.213	22.249	108.4	18.245	101.3	58.707	77.69	4.115	08:56:50.559
8 -	18.676	21.638	104.5	20.515	93.0	1:00.829	74.98	6.237	08:57:51.388
9 -	18.241	21.043	107.3	15.459	100.9	54.743 (3)	83.31	0.151	08:58:46.131
10 -	17.982	20.959	107.3	15.783	100.4	54.724 (2)	83.34	0.132	08:59:40.855
11 -	18.477	21.722	107.2	15.980	102.4	56.179	81.18	1.587	09:00:37.034

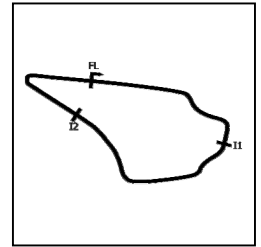
P8 48		Ollie WALKER				Honda - VisionTrack Racing Team			
IDEAL LAP TIME : 54.517		BEST LAP TIME : 54.623		DIFFERENCE : 0.106					
LAP	SECTOR 1	SECTOR 2		SECTOR 3		LAP TIME	MPH	DIFF	TIME OF DAY
1 -	OUTLAP	22.840	105.8	16.322	101.2				08:51:05.581
2 -	18.693	21.558	109.1	15.918	101.3	56.169	81.20	1.546	08:52:01.750
3 -	18.643	21.924	109.2	16.155	100.1	56.722	80.41	2.099	08:52:58.472
4 -	18.312	21.885	106.8	15.619	100.3	55.816	81.71	1.193	08:53:54.288
5 -	18.161	21.374	108.9	15.450	100.4	54.985	82.95	0.362	08:54:49.273
6 -	18.158	21.272	108.7	15.528	101.0	54.958	82.99	0.335	08:55:44.231
7 -	18.109	21.372	108.0	15.600	100.7	55.081	82.80	0.458	08:56:39.312
8 -	18.107	21.341	107.7	15.454	100.7	54.902	83.07	0.279	08:57:34.214
9 -	18.077	21.202	109.4	15.571	101.8	54.850 (3)	83.15	0.227	08:58:29.064
10 -	17.991	21.184	108.0	15.451	100.4	54.626 (2)	83.49	0.003	08:59:23.690
11 -	18.050	21.076	108.5	15.497	100.7	54.623 (1)	83.50		09:00:18.313

MCRCB BULLETIN TK235

2023 Bennetts British Superbike Championship - Round 4

2023 R&G British Talent Cup

WARM UP - SECTOR ANALYSIS



SECTOR 1 = FL to I1, SECTOR 2 = I1 to I2, SECTOR 3 = I2 to FL, DIFF = Difference To Personal Best Lap, P = Crossed Finish Line in Pit Lane, D = Time Disallowed

P9 66		Ronnie HARRIS				Honda - Kovara Projects / RS Racing			
IDEAL LAP TIME : 54.735		BEST LAP TIME : 54.775		DIFFERENCE : 0.040					
LAP	SECTOR 1	SECTOR 2		SECTOR 3		LAP TIME	MPH	DIFF	TIME OF DAY
1 -	OUTLAP	22.797	108.2	15.788	101.8				08:51:04.830
2 -	18.780	21.850	109.1	15.908	101.9	56.538	80.67	1.763	08:52:01.368
3 -	18.524	21.929	110.1	15.929	102.7	56.382	80.89	1.607	08:52:57.750
4 -	18.279	21.589	108.5	15.607	102.2	55.475	82.21	0.700	08:53:53.225
5 -	18.174	21.545	109.2	15.579	102.1	55.298	82.48	0.523	08:54:48.523
6 -	18.180	21.538	110.0	15.607	102.1	55.325	82.44	0.550	08:55:43.848
7 -	18.226	21.535	108.9	15.795	102.9	55.556	82.09	0.781	08:56:39.404
8 -	18.313	21.413	110.0	15.381	102.6	55.107 (3)	82.76	0.332	08:57:34.511
9 -	18.279	21.421	110.0	15.362	103.7	55.062 (2)	82.83	0.287	08:58:29.573
10 -	18.839	21.532	110.3	15.443	102.4	55.814	81.71	1.039	08:59:25.387
11 -	17.960	21.418	109.1	15.397	102.6	54.775 (1)	83.26		09:00:20.162

P10 75		Filip SUROWIAK				Honda - FS75 Racing / FAB Racing			
IDEAL LAP TIME : 54.878		BEST LAP TIME : 54.886		DIFFERENCE : 0.008					
LAP	SECTOR 1	SECTOR 2		SECTOR 3		LAP TIME	MPH	DIFF	TIME OF DAY
1 -	OUTLAP	23.372	102.6	16.086	98.5				08:51:08.059
2 -	18.790	22.329	104.8	15.902	98.6	57.021	79.99	2.135	08:52:05.080
3 -	18.796	22.010	105.5	15.754	99.2	56.560	80.64	1.674	08:53:01.640
4 -	18.534	21.552	106.1	15.620	99.7	55.706	81.87	0.820	08:53:57.346
5 -	18.457	21.647	107.5	15.532	99.8	55.636	81.98	0.750	08:54:52.982
6 -	18.334	21.473	108.0	15.548	101.0	55.355	82.39	0.469	08:55:48.337
7 -	18.151	21.567	107.5	15.557	102.2	55.275 (3)	82.51	0.389	08:56:43.612
8 -	18.831	21.560	106.8	15.621	100.3	56.012	81.43	1.126	08:57:39.624
9 -	18.366	21.643	107.2	15.648	100.0	55.657	81.95	0.771	08:58:35.281
10 -	18.214	21.455	106.3	15.395	100.0	55.064 (2)	82.83	0.178	08:59:30.345
11 -	18.119	21.364	107.5	15.403	99.8	54.886 (1)	83.10		09:00:25.231

P11 19		Scott McPHEE				Honda - SMP Racing			
IDEAL LAP TIME : 54.883		BEST LAP TIME : 54.971		DIFFERENCE : 0.088					
LAP	SECTOR 1	SECTOR 2		SECTOR 3		LAP TIME	MPH	DIFF	TIME OF DAY
1 -	OUTLAP	22.698	105.6	16.257	100.3				08:52:28.972
2 -	18.920	21.963	107.0	15.791	100.9	56.674	80.47	1.703	08:53:25.646
3 -	18.599	21.834	107.8	15.492	101.5	55.925	81.55	0.954	08:54:21.571
4 -	18.350	21.653	110.0	15.608	101.8	55.611	82.01	0.640	08:55:17.182
5 -	18.614	21.926	107.8	15.386	101.5	55.926	81.55	0.955	08:56:13.108
6 -	18.281	21.408	108.2	15.282	101.2	54.971 (1)	82.97		08:57:08.079
7 -	18.491	21.810	108.0	15.378	101.6	55.679	81.91	0.708	08:58:03.758
8 -	18.326	21.628	108.5	15.391	101.2	55.345	82.41	0.374	08:58:59.103
9 -	18.193	21.456	107.7	15.357	101.5	55.006 (2)	82.92	0.035	08:59:54.109
10 -	18.398	21.459	109.8	15.385	100.9	55.242 (3)	82.56	0.271	09:00:49.351

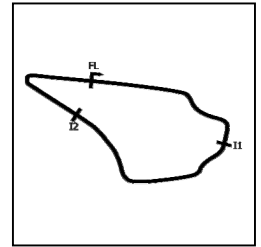
P12 21		Troy JEFFREY				Honda - Talentum Motorsport by Azure Notions			
IDEAL LAP TIME : 55.058		BEST LAP TIME : 55.058		DIFFERENCE : 0.000					
LAP	SECTOR 1	SECTOR 2		SECTOR 3		LAP TIME	MPH	DIFF	TIME OF DAY
1 -	OUTLAP	22.814	105.8	16.185	99.7				08:51:03.409
2 -	18.615	21.678	107.0	16.020	97.1	56.313	80.99	1.255	08:51:59.722
3 -	18.458	21.520	106.6	15.726	98.9	55.704	81.88	0.646	08:52:55.426
4 -	18.280	21.504	106.3	15.605	99.7	55.389 (2)	82.34	0.331	08:53:50.815
5 -	18.301	21.487	107.2	15.627	99.4	55.415	82.30	0.357	08:54:46.230
6 -	18.262	21.520	107.2	15.645	99.7	55.427	82.29	0.369	08:55:41.657
7 -	18.617	21.606	106.8	15.580	99.2	55.803	81.73	0.745	08:56:37.460
8 -	18.211	21.627	106.1	15.554	100.4	55.392 (3)	82.34	0.334	08:57:32.852
9 -	18.883	21.477	107.2	15.780	98.2	56.140	81.24	1.082	08:58:28.992
10 -	18.464	21.465	105.8	15.538	99.2	55.467	82.23	0.409	08:59:24.459
11 -	18.144	21.384	107.2	15.530	99.4	55.058 (1)	82.84		09:00:19.517

MCRCB BULLETIN TK235

2023 Bennetts British Superbike Championship - Round 4

2023 R&G British Talent Cup

WARM UP - SECTOR ANALYSIS



SECTOR 1 = FL to I1, SECTOR 2 = I1 to I2, SECTOR 3 = I2 to FL, DIFF = Difference To Personal Best Lap, P = Crossed Finish Line in Pit Lane, D = Time Disallowed

P13 64 Clayton EDMUNDS		Honda - City Lifting / RS Racing							
IDEAL LAP TIME : 54.843		BEST LAP TIME : 55.100		DIFFERENCE : 0.257					
LAP	SECTOR 1	SECTOR 2		SECTOR 3		LAP TIME	MPH	DIFF	TIME OF DAY
1 -	OUTLAP	22.680	107.3	16.261	99.5				08:51:02.895
2 -	18.899	21.618	108.2	15.675	101.5	56.192	81.17	1.092	08:51:59.087
3 -	18.311	21.650	108.4	15.760	101.5	55.721	81.85	0.621	08:52:54.808
4 -	18.243	21.484	108.7	15.616	101.6	55.343	82.41	0.243	08:53:50.151
5 -	18.179	21.386	109.6	15.535	101.9	55.100 (1)	82.77		08:54:45.251
6 -	18.151	21.375	110.0	15.626	101.2	55.152 (3)	82.70	0.052	08:55:40.403
7 -	18.346	21.670	109.6	15.620	103.2	55.636	81.98	0.536	08:56:36.039
8 -	18.043	21.493	108.4	15.597	101.5	55.133 (2)	82.72	0.033	08:57:31.172
9 -	18.271	21.539	108.0	15.706	100.4	55.516	82.15	0.416	08:58:26.688
10 -	18.285	21.744	108.0	15.610	103.5	55.639	81.97	0.539	08:59:22.327
11 -	18.324	21.265	110.1	15.642	102.2	55.231	82.58	0.131	09:00:17.558

P14 7 Harley McCABE		Honda - McCabe Racing							
IDEAL LAP TIME : 55.066		BEST LAP TIME : 55.103		DIFFERENCE : 0.037					
LAP	SECTOR 1	SECTOR 2		SECTOR 3		LAP TIME	MPH	DIFF	TIME OF DAY
1 -	OUTLAP	23.110	105.8	16.891	100.0				08:51:16.009
2 -	18.943	21.942	105.6	16.011	100.6	56.896	80.16	1.793	08:52:12.905
3 -	18.508	21.543	107.3	15.636	101.5	55.687	81.90	0.584	08:53:08.592
4 -	18.264	21.700	106.6	15.698	100.9	55.662	81.94	0.559	08:54:04.254
5 -	18.211	21.342	107.5	15.550	100.4	55.103 (1)	82.77		08:54:59.357
6 -	18.174	21.371	106.8	15.614	101.0	55.159 (2)	82.69	0.056	08:55:54.516
7 -	18.256	21.347	106.6	15.608	101.0	55.211 (3)	82.61	0.108	08:56:49.727
8 -	18.378	21.511	104.0	18.019	94.7	57.908	78.76	2.805	08:57:47.635
9 -	18.646	21.787	106.5	15.925	99.7	56.358	80.93	1.255	08:58:43.993
10 -	18.231	21.459	105.1	19.095	96.6	58.785	77.58	3.682	08:59:42.778
11 -	18.181	21.349	107.0	16.560	101.0	56.090	81.31	0.987	09:00:38.868

P15 29 Lucas BROWN		Honda - Amphibian Scaffolding / SP125 Racing							
IDEAL LAP TIME : 55.256		BEST LAP TIME : 55.366		DIFFERENCE : 0.110					
LAP	SECTOR 1	SECTOR 2		SECTOR 3		LAP TIME	MPH	DIFF	TIME OF DAY
1 -	OUTLAP	22.468	104.5	16.115	98.3				08:51:05.987
2 -	18.552	21.701	106.3	15.849	99.4	56.102	81.30	0.736	08:52:02.089
3 -	18.622	21.819	107.0	16.051	98.5	56.492	80.73	1.126	08:52:58.581
4 -	18.367	22.160	105.6	15.949	98.9	56.476	80.76	1.110	08:53:55.057
5 -	18.267	21.713	107.3	15.684	97.9	55.664	81.94	0.298	08:54:50.721
6 -	18.304	21.588	104.8	15.727	98.8	55.619	82.00	0.253	08:55:46.340
7 -	18.173	22.175	102.1	15.791	98.3	56.139	81.24	0.773	08:56:42.479
8 -	18.311	21.605	105.0	15.691	98.1	55.607 (3)	82.02	0.241	08:57:38.086
9 -	18.405	21.498	104.3	15.834	98.1	55.737	81.83	0.371	08:58:33.823
10 -	18.246	21.585	104.8	15.585	98.1	55.416 (2)	82.30	0.050	08:59:29.239
11 -	18.200	21.565	105.5	15.601	97.9	55.366 (1)	82.38		09:00:24.605

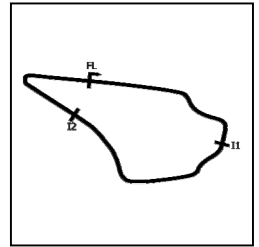
P16 61 Harrison MACKAY		Honda - Wilson Racing / Super Soco							
IDEAL LAP TIME : 55.563		BEST LAP TIME : 55.563		DIFFERENCE : 0.000					
LAP	SECTOR 1	SECTOR 2		SECTOR 3		LAP TIME	MPH	DIFF	TIME OF DAY
1 -	OUTLAP	22.771	105.5	16.326	99.1				08:51:04.236
2 -	18.917	22.145	106.1	16.260	101.2	57.322	79.57	1.759	08:52:01.558
3 -	18.693	21.965	108.0	16.746	100.6	57.404	79.45	1.841	08:52:58.962
4 -	18.649	21.909	106.8	16.002	100.7	56.560	80.64	0.997	08:53:55.522
5 -	18.545	21.690	107.0	15.901	100.1	56.136	81.25	0.573	08:54:51.658
6 -	18.483	21.650	108.4	15.815	100.6	55.948	81.52	0.385	08:55:47.606
7 -	18.463	21.656	107.0	15.790	100.6	55.909	81.58	0.346	08:56:43.515
8 -	18.430	21.620	106.0	15.853	99.8	55.903 (3)	81.58	0.340	08:57:39.418
9 -	18.466	21.718	105.8	16.003	101.0	56.187	81.17	0.624	08:58:35.605
10 -	18.334	21.534	106.8	15.695	100.6	55.563 (1)	82.08		08:59:31.168
11 -	18.341	21.547	106.8	15.712	100.0	55.600 (2)	82.03	0.037	09:00:26.768

MCRCB BULLETIN TK235

2023 Bennetts British Superbike Championship - Round 4

2023 R&G British Talent Cup

WARM UP - SECTOR ANALYSIS



SECTOR 1 = FL to I1, SECTOR 2 = I1 to I2, SECTOR 3 = I2 to FL, DIFF = Difference To Personal Best Lap, P = Crossed Finish Line in Pit Lane, D = Time Disallowed

P17 2		Josh BANNISTER				Honda - Dunsley Heat Racing			
IDEAL LAP TIME : 55.661		BEST LAP TIME : 55.661				DIFFERENCE : 0.000			
LAP	SECTOR 1	SECTOR 2		SECTOR 3		LAP TIME	MPH	DIFF	TIME OF DAY
1 -		22.846	102.6	16.153	97.9				08:53:02.073
2 -	18.676	21.802	103.7	15.870	98.3	56.348	80.94	0.687	08:53:58.421
3 -	18.490	21.771	105.0	15.880	98.2	56.141 (3)	81.24	0.480	08:54:54.562
4 -	18.388	21.798	104.6	15.876	98.9	56.062 (2)	81.35	0.401	08:55:50.624
5 -	18.367	21.582	105.1	15.712	99.1	55.661 (1)	81.94		08:56:46.285

P18 76		Charlie HUNTINGFORD				Honda - Opteven Mototechniks			
IDEAL LAP TIME : 55.698		BEST LAP TIME : 55.698				DIFFERENCE : 0.000			
LAP	SECTOR 1	SECTOR 2		SECTOR 3		LAP TIME	MPH	DIFF	TIME OF DAY
1 -	OUTLAP	24.333	101.3	17.551	96.2				08:51:47.640
2 -	20.315	23.079	105.0	16.427	97.3	59.821	76.24	4.123	08:52:47.461
3 -	19.538	22.497	104.6	16.226	97.8	58.261	78.28	2.563	08:53:45.722
4 -	19.291	21.951	106.6	15.881	98.6	57.123	79.84	1.425	08:54:42.845
5 -	18.963	21.892	106.6	15.972	99.8	56.827	80.26	1.129	08:55:39.672
6 -	18.710	21.770	106.6	15.718	99.7	56.198 (2)	81.16	0.500	08:56:35.870
7 -	18.828	21.797	106.6	15.900	100.7	56.525 (3)	80.69	0.827	08:57:32.395
8 -	18.784	21.648	107.5	16.192	98.2	56.624	80.55	0.926	08:58:29.019
9 -	19.108	21.643	107.0	15.865	101.3	56.616	80.56	0.918	08:59:25.635
10 -	18.490	21.549	107.2	15.659	100.3	55.698 (1)	81.89		09:00:21.333

P19 33		Eli BANISH				Honda - VisionTrack Racing Team			
IDEAL LAP TIME : 55.555		BEST LAP TIME : 55.804				DIFFERENCE : 0.249			
LAP	SECTOR 1	SECTOR 2		SECTOR 3		LAP TIME	MPH	DIFF	TIME OF DAY
1 -	OUTLAP	22.841	104.5	16.445	98.6				08:51:24.052
2 -	19.102	22.325	106.1	16.054	99.8	57.481	79.34	1.677	08:52:21.533
3 -	19.111	22.536	106.6	16.139	99.4	57.786	78.93	1.982	08:53:19.319
4 -	18.833	22.197	106.8	16.166	100.0	57.196	79.74	1.392	08:54:16.515
5 -	18.546	22.134	107.7	16.002	99.8	56.682	80.46	0.878	08:55:13.197
6 -	18.476	22.038	107.2	15.762	100.3	56.276	81.04	0.472	08:56:09.473
7 -	18.399	22.066	104.0	15.891	101.0	56.356	80.93	0.552	08:57:05.829
8 -	18.507	21.949	107.5	15.706	100.3	56.162	81.21	0.358	08:58:01.991
9 -	18.466	21.619	108.0	15.719	100.6	55.804 (1)	81.73		08:58:57.795
10 -	18.368	21.513	107.3	16.115	99.7	55.996 (3)	81.45	0.192	08:59:53.791
11 -	18.479	21.481	107.2	15.845	101.8	55.805 (2)	81.73	0.001	09:00:49.596

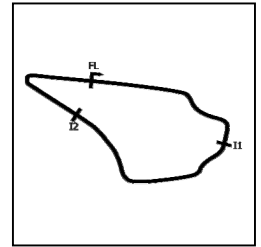
P20 99		Peter WILLIS				Honda - Belfast Chauffer Hire by WM-Racing			
IDEAL LAP TIME : 55.739		BEST LAP TIME : 55.845				DIFFERENCE : 0.106			
LAP	SECTOR 1	SECTOR 2		SECTOR 3		LAP TIME	MPH	DIFF	TIME OF DAY
1 -	OUTLAP	22.782	105.6	16.821	100.3				08:51:17.026
2 -	19.334	22.226	107.3	16.291	101.2	57.851	78.84	2.006	08:52:14.877
3 -	18.829	22.120	107.2	16.408	100.9	57.357	79.52	1.512	08:53:12.234
4 -	18.380	22.229	107.2	16.132	101.5	56.741	80.38	0.896	08:54:08.975
5 -	18.697	22.011	107.7	15.985	101.5	56.693	80.45	0.848	08:55:05.668
6 -	18.485	21.676	107.8	16.142	101.2	56.303 (2)	81.01	0.458	08:56:01.971
7 -	18.548	22.176	106.5	16.035	101.3	56.759	80.35	0.914	08:56:58.730
8 -	18.808	22.137	106.6	16.268	94.6	57.213	79.72	1.368	08:57:55.943
9 -	18.769	21.753	107.0	15.885	101.2	56.407 (3)	80.86	0.562	08:58:52.350
10 -	19.070	22.277	106.6	15.951	99.8	57.298	79.60	1.453	08:59:49.648
11 -	18.454	21.708	107.3	15.683	102.1	55.845 (1)	81.67		09:00:45.493

MCRCB BULLETIN TK235

2023 Bennetts British Superbike Championship - Round 4

2023 R&G British Talent Cup

WARM UP - SECTOR ANALYSIS



SECTOR 1 = FL to I1, SECTOR 2 = I1 to I2, SECTOR 3 = I2 to FL, DIFF = Difference To Personal Best Lap, P = Crossed Finish Line in Pit Lane, D = Time Disallowed

P21 71 Daniel GOODMAN		Honda - VisionTrack Racing Team							
IDEAL LAP TIME : 55.895		BEST LAP TIME : 55.953		DIFFERENCE : 0.058					
LAP	SECTOR 1	SECTOR 2	SECTOR 3	LAP TIME	MPH	DIFF	TIME OF DAY		
1 -	OUTLAP	23.049	103.4	16.716	97.1		08:51:03.318		
2 -	19.109	21.974	105.5	16.118	97.5	57.201	79.73	1.248	08:52:00.519
3 -	18.784	22.206	104.6	16.215	98.8	57.205	79.73	1.252	08:52:57.724
4 -	18.770	22.337	106.5	15.844	99.7	56.951	80.08	0.998	08:53:54.675
5 -	18.432	21.835	106.3	15.932	100.3	56.199 (2)	81.16	0.246	08:54:50.874
6 -	18.636	22.127	105.0	16.259	100.3	57.022	79.98	1.069	08:55:47.896
7 -	18.433	22.211	106.0	15.926	99.5	56.570 (3)	80.62	0.617	08:56:44.466
8 -	18.550	22.044	105.3	16.000	99.1	56.594	80.59	0.641	08:57:41.060
9 -	18.547	22.484	102.7	16.122	98.8	57.153	79.80	1.200	08:58:38.213
10 -	18.623	22.097	104.3	16.056	98.3	56.776	80.33	0.823	08:59:34.989
11 -	18.490	21.669	105.5	15.794	99.1	55.953 (1)	81.51		09:00:30.942

P22 11 Iwan JONES		Honda - Jones Brothers Racing Team							
IDEAL LAP TIME : 55.765		BEST LAP TIME : 55.989		DIFFERENCE : 0.224					
LAP	SECTOR 1	SECTOR 2	SECTOR 3	LAP TIME	MPH	DIFF	TIME OF DAY		
1 -	OUTLAP	23.701	103.5	17.218	98.5				08:51:16.732
2 -	20.167	22.209	105.3	16.362	100.1	58.738	77.65	2.749	08:52:15.470
3 -	18.982	22.167	106.1	16.301	98.2	57.450	79.39	1.461	08:53:12.920
4 -	18.736	22.130	104.0	16.521	98.6	57.387	79.47	1.398	08:54:10.307
5 -	18.637	21.808	106.8	15.864	98.8	56.309 (3)	81.00	0.320	08:55:06.616
6 -	18.504	21.717	106.5	16.225	97.3	56.446	80.80	0.457	08:56:03.062
7 -	18.596	21.942	106.0	15.779	99.5	56.317	80.98	0.328	08:56:59.379
8 -	18.731	21.756	106.8	15.964	96.5	56.451	80.79	0.462	08:57:55.830
9 -	18.641	21.787	105.5	15.677	99.1	56.105 (2)	81.29	0.116	08:58:51.935
10 -	18.995	21.877	105.1	15.844	97.6	56.716	80.42	0.727	08:59:48.651
11 -	18.728	21.587	105.8	15.674	97.9	55.989 (1)	81.46		09:00:44.640

P23 65 Alexander ROWAN		Honda - Mortimer Racing Victoria House Academy							
IDEAL LAP TIME : 55.964		BEST LAP TIME : 56.123		DIFFERENCE : 0.159					
LAP	SECTOR 1	SECTOR 2	SECTOR 3	LAP TIME	MPH	DIFF	TIME OF DAY		
1 -	OUTLAP	22.728	105.8	16.361	101.0				08:51:15.247
2 -	18.769	21.721	107.2	16.211	100.1	56.701	80.44	0.578	08:52:11.948
3 -	18.550	21.607	107.5	15.966	100.0	56.123 (1)	81.26		08:53:08.071
4 -	18.629	21.886	106.6	16.141	101.5	56.656 (3)	80.50	0.533	08:54:04.727
5 -	18.391	21.719	107.0	16.183	94.7	56.293 (2)	81.02	0.170	08:55:01.020
6 -	20.366	24.200	100.3	20.363	38.2	1:04.929	70.24	8.806	08:56:05.949
7 -	OUTLAP	22.132	105.8	16.177	97.5	4:04.259	18.67	3:08.136	09:00:10.208

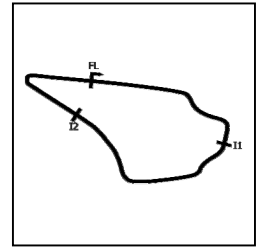
P24 8 Alfie DAVIDSON		Honda - Banks Racing							
IDEAL LAP TIME : 56.116		BEST LAP TIME : 56.193		DIFFERENCE : 0.077					
LAP	SECTOR 1	SECTOR 2	SECTOR 3	LAP TIME	MPH	DIFF	TIME OF DAY		
1 -	OUTLAP	24.158	102.1	16.471	97.9				08:51:30.865
2 -	19.549	22.530	106.3	21.188	30.3	1:03.267	72.09	7.074	08:52:34.132
3 -	OUTLAP	22.348	106.1	15.984	99.7	1:46.413	42.86	50.220	08:54:20.545
4 -	18.789	22.090	107.2	16.465	99.4	57.344	79.53	1.151	08:55:17.889
5 -	18.673	22.160	108.0	15.717	100.6	56.550 (3)	80.65	0.357	08:56:14.439
6 -	18.564	21.874	107.3	15.755	100.6	56.193 (1)	81.16		08:57:10.632
7 -	18.989	22.071	106.3	16.104	99.8	57.164	79.78	0.971	08:58:07.796
8 -	18.778	22.200	106.0	15.938	99.7	56.916	80.13	0.723	08:59:04.712
9 -	18.680	21.835	106.5	15.840	99.5	56.355 (2)	80.93	0.162	09:00:01.067
10 -	18.993	22.099	106.3	16.017	99.2	57.109	79.86	0.916	09:00:58.176

MCRCB BULLETIN TK235

2023 Bennetts British Superbike Championship - Round 4

2023 R&G British Talent Cup

WARM UP - SECTOR ANALYSIS



SECTOR 1 = FL to I1, SECTOR 2 = I1 to I2, SECTOR 3 = I2 to FL, DIFF = Difference To Personal Best Lap, P = Crossed Finish Line in Pit Lane, D = Time Disallowed

P25 42		Ben JOLLIFFE				Honda - Wilson Racing		
IDEAL LAP TIME : 56.248		BEST LAP TIME : 56.358		DIFFERENCE : 0.110				
LAP	SECTOR 1	SECTOR 2	SECTOR 3	LAP TIME	MPH	DIFF	TIME OF DAY	
1 -	OUTLAP	23.575	103.5	16.823	96.2		08:51:08.865	
2 -	19.888	22.810	104.3	16.554	95.1	59.252	08:52:08.117	
3 -	19.575	22.394	105.0	16.245	96.8	58.214	08:53:06.331	
4 -	19.523	22.171	102.6	17.584	99.1	59.278	08:54:05.609	
5 -	18.770	21.883	107.3	15.930	98.3	56.583 (3)	08:55:02.192	
6 -	19.259	22.878	106.3	15.804	99.8	57.941	08:56:00.133	
7 -	18.906	22.113	107.2	16.073	100.6	57.092	08:56:57.225	
8 -	18.864	22.036	107.2	15.777	99.1	56.677	08:57:53.902	
9 -	18.765	21.993	106.8	15.600	100.4	56.358 (1)	08:58:50.260	
10 -	18.911	21.907	106.3	15.773	99.7	56.591	08:59:46.851	
11 -	18.814	21.898	106.6	15.699	99.7	56.411 (2)	09:00:43.262	

P26 41		Luca HOPKINS				Honda - Barnsdale Leisure / SP125 Racing		
IDEAL LAP TIME : 56.409		BEST LAP TIME : 56.531		DIFFERENCE : 0.122				
LAP	SECTOR 1	SECTOR 2	SECTOR 3	LAP TIME	MPH	DIFF	TIME OF DAY	
1 -	OUTLAP	23.186	104.8	16.472	99.7		08:51:25.320	
2 -	19.719	22.753	106.8	16.149	100.3	58.621	08:52:23.941	
3 -	19.269	22.502	106.6	16.230	100.4	58.001	08:53:21.942	
4 -	19.407	22.294	106.8	15.887	100.7	57.588	08:54:19.530	
5 -	19.083	22.301	107.3	15.792	101.0	57.176	08:55:16.706	
6 -	18.891	22.263	107.0	15.788	101.0	56.942 (3)	08:56:13.648	
7 -	18.823	22.061	106.6	15.828	100.7	56.712 (2)	08:57:10.360	
8 -	18.985	22.282	106.5	15.849	100.1	57.116	08:58:07.476	
9 -	19.217	22.308	107.2	15.903	101.8	57.428	08:59:04.904	
10 -	18.945	21.882	107.3	15.704	101.3	56.531 (1)	09:00:01.435	

P27 88		Sviatoslav PYLYPENKO				Honda - Microlise Cresswell Racing		
IDEAL LAP TIME : 56.578		BEST LAP TIME : 56.715		DIFFERENCE : 0.137				
LAP	SECTOR 1	SECTOR 2	SECTOR 3	LAP TIME	MPH	DIFF	TIME OF DAY	
1 -	OUTLAP	23.588	99.4	17.335	95.0		08:51:16.109	
2 -	19.603	22.660	101.6	16.441	95.1	58.704	08:52:14.813	
3 -	19.483	22.313	103.4	16.535	97.1	58.331	08:53:13.144	
4 -	19.054	22.196	102.9	16.271	97.1	57.521	08:54:10.665	
5 -	18.878	21.974	103.5	16.167	96.5	57.019	08:55:07.684	
6 -	18.777	21.958	103.4	15.980	96.1	56.715 (1)	08:56:04.399	
7 -	18.866	22.027	103.0	16.068	96.4	56.961	08:57:01.360	
8 -	19.003	22.408	101.9	16.205	95.5	57.616	08:57:58.976	
9 -	18.673	21.925	103.0	16.312	96.2	56.910 (2)	08:58:55.886	
10 -	18.928	22.606	97.8	16.494	95.0	58.028	08:59:53.914	
11 -	18.899	21.978	103.5	16.043	96.8	56.920 (3)	09:00:50.834	

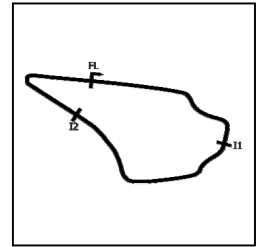
P28 28		Charlie BARNES				Honda - Talentum Motorsport by Azure Notions		
IDEAL LAP TIME : 57.285		BEST LAP TIME : 57.326		DIFFERENCE : 0.041				
LAP	SECTOR 1	SECTOR 2	SECTOR 3	LAP TIME	MPH	DIFF	TIME OF DAY	
1 -	OUTLAP	26.360	97.9	21.171	32.0		08:52:58.011	
2 -	OUTLAP	23.122	104.0	22.015	34.2	1:41.780	08:54:39.791	
3 -	OUTLAP	22.353	105.5	16.219	98.6	1:45.869	08:56:25.660	
4 -	19.543	22.913	104.5	16.179	97.8	58.635	08:57:24.295	
5 -	19.501	22.420	104.6	16.147	97.6	58.068 (3)	08:58:22.363	
6 -	19.246	22.301	105.5	16.167	96.8	57.714 (2)	08:59:20.077	
7 -	18.992	22.146	103.7	16.188	98.1	57.326 (1)	09:00:17.403	

MCRCB BULLETIN TK235

2023 Bennetts British Superbike Championship - Round 4

2023 R&G British Talent Cup

WARM UP - SECTOR ANALYSIS



SECTOR 1 = FL to I1, SECTOR 2 = I1 to I2, SECTOR 3 = I2 to FL, DIFF = Difference To Personal Best Lap, P = Crossed Finish Line in Pit Lane, D = Time Disallowed

P29 32		Ritchie O'NEIL				Honda - Stiggy Motorsport			
IDEAL LAP TIME : 57.562		BEST LAP TIME : 57.583		DIFFERENCE : 0.021					
LAP	SECTOR 1	SECTOR 2		SECTOR 3		LAP TIME	MPH	DIFF	TIME OF DAY
1 -	OUTLAP	24.303	101.2	17.038	96.5				08:52:20.728
2 -	19.706	22.753	103.4	16.860	97.6	59.319	76.89	1.736	08:53:20.047
3 -	19.373	22.568	104.0	16.236	97.8	58.177	78.40	0.594	08:54:18.224
4 -	19.342	22.452	105.6	16.581	96.0	58.375	78.13	0.792	08:55:16.599
5 -	19.763	22.329	104.3	16.058	99.8	58.150 (3)	78.43	0.567	08:56:14.749
6 -	19.175	22.337	104.5	16.071	97.8	57.583 (1)	79.20		08:57:12.332
7 -	19.511	22.378	103.5	16.177	97.2	58.066 (2)	78.55	0.483	08:58:10.398
8 -	19.484	22.443	103.8	16.239	97.2	58.166	78.41	0.583	08:59:08.564
9 -	19.490	22.584	103.5	16.355	96.8	58.429	78.06	0.846	09:00:06.993

P30 67		George BOWES				Honda - Microlise Cresswell Racing			
IDEAL LAP TIME : 1:04.177		BEST LAP TIME : 1:05.335		DIFFERENCE : 1.158					
LAP	SECTOR 1	SECTOR 2		SECTOR 3		LAP TIME	MPH	DIFF	TIME OF DAY
1 -	OUTLAP	26.966	98.9	19.198	95.1				08:51:35.387
2 -	22.133	25.344	101.9	17.858	96.8	1:05.335 (1)	69.81		08:52:40.722
3 -	21.283	25.036	101.3	25.259	26.4	1:11.578 (2)	63.72	6.243	08:53:52.300

MCRCB BULLETIN TK236**2023 Bennetts British Superbike Championship - Round 4****2023 R&G British Talent Cup****WARM UP - BEST SECTORS**

SECTOR 1			SECTOR 2			SECTOR 3			IDEAL / BEST COMPARISON						
POS	NO	NAME	TIME	NO	NAME	TIME	NO	NAME	TIME	POS	NO	NAME	IDEAL	BEST	DIFF
													PERFECT LAP	53.754	
1	23	STEPHENSON	17.809	52	BELFORD	20.832	43	BRINTON	15.113	1	52	BELFORD	53.937	54.093	0.156
2	52	BELFORD	17.824	4	MOUNSEY	20.959	40	CORREA	15.250	2	43	BRINTON	54.012	54.299	0.287
3	43	BRINTON	17.877	43	BRINTON	21.022	52	BELFORD	15.281	3	23	STEPHENSON	54.330	54.330	0.000
4	55	DESSOY	17.914	23	STEPHENSON	21.048	19	McPHEE	15.282	4	55	DESSOY	54.373	54.373	0.000
5	24	FROST	17.938	40	CORREA	21.068	55	DESSOY	15.339	5	4	MOUNSEY	54.400	54.592	0.192
6	66	HARRIS	17.960	48	WALKER	21.076	66	HARRIS	15.362	6	40	CORREA	54.426	54.472	0.046
7	4	MOUNSEY	17.982	55	DESSOY	21.120	24	FROST	15.376	7	48	WALKER	54.517	54.623	0.106
8	48	WALKER	17.991	24	FROST	21.231	75	SUROWIAK	15.395	8	24	FROST	54.545	54.590	0.045
9	64	EDMUNDS	18.043	64	EDMUNDS	21.265	48	WALKER	15.450	9	66	HARRIS	54.735	54.775	0.040
10	40	CORREA	18.108	7	McCABE	21.342	4	MOUNSEY	15.459	10	64	EDMUNDS	54.843	55.100	0.257
11	75	SUROWIAK	18.119	75	SUROWIAK	21.364	23	STEPHENSON	15.473	11	75	SUROWIAK	54.878	54.886	0.008
12	21	JEFFREY	18.144	21	JEFFREY	21.384	21	JEFFREY	15.530	12	19	McPHEE	54.883	54.971	0.088
13	29	BROWN	18.173	19	McPHEE	21.408	64	EDMUNDS	15.535	13	21	JEFFREY	55.058	55.058	0.000
14	7	McCABE	18.174	66	HARRIS	21.413	7	McCABE	15.550	14	7	McCABE	55.066	55.103	0.037
15	19	McPHEE	18.193	33	BANISH	21.481	29	BROWN	15.585	15	29	BROWN	55.256	55.366	0.110
16	61	MACKAY	18.334	29	BROWN	21.498	42	JOLLIFFE	15.600	16	33	BANISH	55.555	55.804	0.249
17	2	BANNISTER	18.367	61	MACKAY	21.534	76	HUNTINGFORD	15.659	17	61	MACKAY	55.563	55.563	0.000
18	33	BANISH	18.368	76	HUNTINGFORD	21.549	11	JONES	15.674	18	2	BANNISTER	55.661	55.661	0.000
19	99	WILLIS	18.380	2	BANNISTER	21.582	99	WILLIS	15.683	19	76	HUNTINGFORD	55.698	55.698	0.000
20	65	ROWAN	18.391	11	JONES	21.587	61	MACKAY	15.695	20	99	WILLIS	55.739	55.845	0.106
21	71	GOODMAN	18.432	65	ROWAN	21.607	41	HOPKINS	15.704	21	11	JONES	55.765	55.989	0.224
22	76	HUNTINGFORD	18.490	71	GOODMAN	21.669	33	BANISH	15.706	22	71	GOODMAN	55.895	55.953	0.058
23	11	JONES	18.504	99	WILLIS	21.676	2	BANNISTER	15.712	23	65	ROWAN	55.964	56.123	0.159
24	8	DAVIDSON	18.564	8	DAVIDSON	21.835	8	DAVIDSON	15.717	24	8	DAVIDSON	56.116	56.193	0.077
25	88	PYLYPENKO	18.673	41	HOPKINS	21.882	71	GOODMAN	15.794	25	42	JOLLIFFE	56.248	56.358	0.110
26	42	JOLLIFFE	18.765	42	JOLLIFFE	21.883	65	ROWAN	15.966	26	41	HOPKINS	56.409	56.531	0.122
27	41	HOPKINS	18.823	88	PYLYPENKO	21.925	88	PYLYPENKO	15.980	27	88	PYLYPENKO	56.578	56.715	0.137
28	28	BARNES	18.992	28	BARNES	22.146	32	O'NEIL	16.058	28	28	BARNES	57.285	57.326	0.041
29	32	O'NEIL	19.175	32	O'NEIL	22.329	28	BARNES	16.147	29	32	O'NEIL	57.562	57.583	0.021
30	67	BOWES	21.283	67	BOWES	25.036	67	BOWES	17.858	30	67	BOWES	1:04.177	1:05.335	1.158

MCRCB BULLETIN TK237**2023 Bennetts British Superbike Championship - Round 4****2023 R&G British Talent Cup****WARM UP - BEST SPEEDS**

POS	INTERMEDIATE 1			INTERMEDIATE 2			FINISH LINE		
	NO	NAME	MPH	NO	NAME	MPH	NO	NAME	MPH
1				40	CORREA	111.2	66	HARRIS	103.7
2				52	BELFORD	110.5	64	EDMUNDS	103.5
3				66	HARRIS	110.3	40	CORREA	103.2
4				43	BRINTON	110.1	43	BRINTON	102.9
5				64	EDMUNDS	110.1	4	MOUNSEY	102.4
6				19	McPHEE	110.0	52	BELFORD	102.2
7				48	WALKER	109.4	75	SUROWIAK	102.2
8				4	MOUNSEY	108.5	99	WILLIS	102.1
9				61	MACKAY	108.4	48	WALKER	101.8
10				23	STEPHENSON	108.2	19	McPHEE	101.8
11				55	DESSOY	108.2	33	BANISH	101.8
12				24	FROST	108.0	41	HOPKINS	101.8
13				75	SUROWIAK	108.0	7	McCABE	101.5
14				33	BANISH	108.0	65	ROWAN	101.5
15				8	DAVIDSON	108.0	24	FROST	101.3
16				99	WILLIS	107.8	76	HUNTINGFORD	101.3
17				7	McCABE	107.5	23	STEPHENSON	101.2
18				76	HUNTINGFORD	107.5	61	MACKAY	101.2
19				65	ROWAN	107.5	8	DAVIDSON	100.6
20				29	BROWN	107.3	42	JOLLIFFE	100.6
21				42	JOLLIFFE	107.3	21	JEFFREY	100.4
22				41	HOPKINS	107.3	55	DESSOY	100.3
23				21	JEFFREY	107.2	71	GOODMAN	100.3
24				11	JONES	106.8	11	JONES	100.1
25				71	GOODMAN	106.5	32	O'NEIL	99.8
26				32	O'NEIL	105.6	29	BROWN	99.4
27				28	BARNES	105.5	2	BANNISTER	99.1
28				2	BANNISTER	105.1	28	BARNES	98.6
29				88	PYLYPENKO	103.5	88	PYLYPENKO	97.1
30				67	BOWES	101.9	67	BOWES	96.8

MCRCB BULLETIN TK238

2023 Bennetts British Superbike Championship - Round 4

2023 R&G British Talent Cup

WARM UP - STATISTICS

Competitors Started 30
Planned Start 2023-06-18 @ 08:50:00.000
Actual Start 2023-06-18 @ 08:50:01.327
Finish Time 2023-06-18 @ 09:00:01.327
Track Length 1.2669mi.
Total Laps 301
Total Distance Covered 381.3597mi.

Session Fastest Lap History

NO	NAME	LAP TIME	TIME OF DAY	LAP	VEHICLE
55	Harrison DESSOY	55.877	08:51:58.834	2	Honda
40	Julian CORREA	55.642	08:52:01.158	2	Honda
55	Harrison DESSOY	55.635	08:52:54.470	3	Honda
43	Amanuel BRINTON	54.969	08:53:08.305	3	Honda
40	Julian CORREA	54.903	08:54:47.173	5	Honda
4	Sullivan MOUNSEY	54.869	08:54:57.286	5	Honda
43	Amanuel BRINTON	54.299	08:54:57.624	5	Honda
52	Evan BELFORD	54.093	08:57:59.428	8	Honda

Flag History

TYPE	TIME OF DAY
GREEN	08:50:01.327
FINISH	09:00:01.327

Flag Statistics

TYPE	COUNT	TOTAL LAPS	TOTAL TIME
Green	1	11	12:40.316
Red	0	0	0.000
Safety Car	0	0	0.000
FCY	0	0	0.000

MCRCB BULLETIN TK239

2023 Bennetts British Superbike Championship - Round 4

2023 R&G British Talent Cup

WARM UP - SESSION NOTES

TIME

MESSAGE

08:57:50

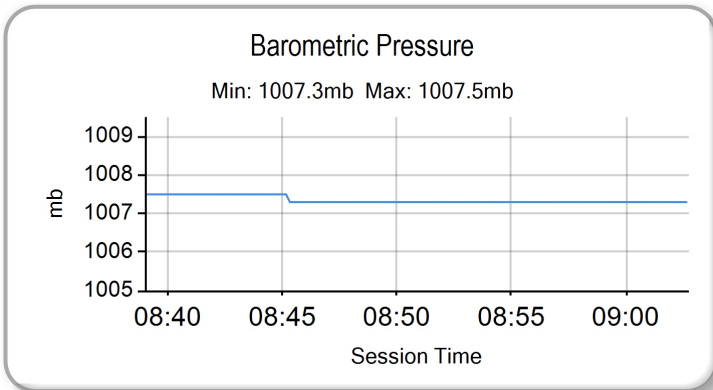
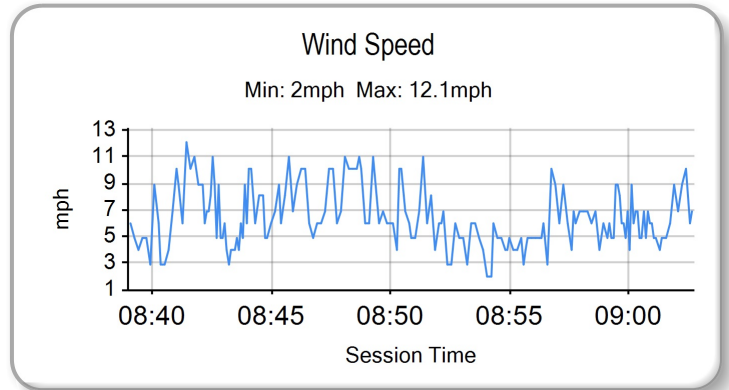
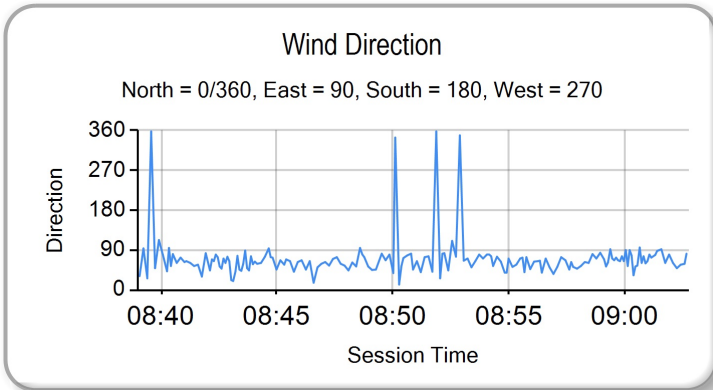
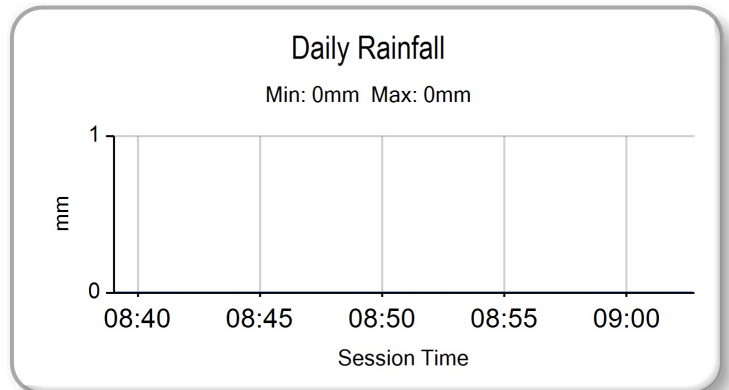
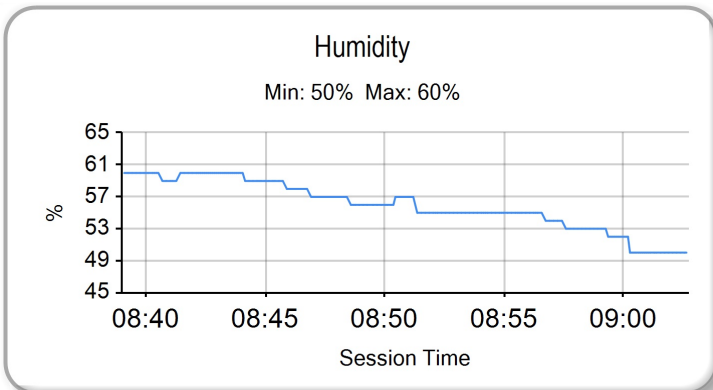
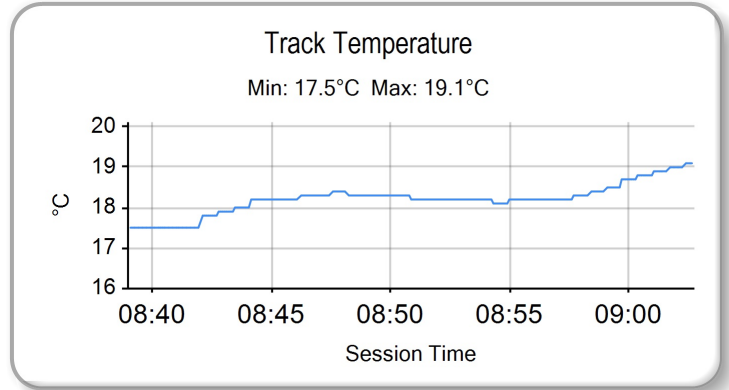
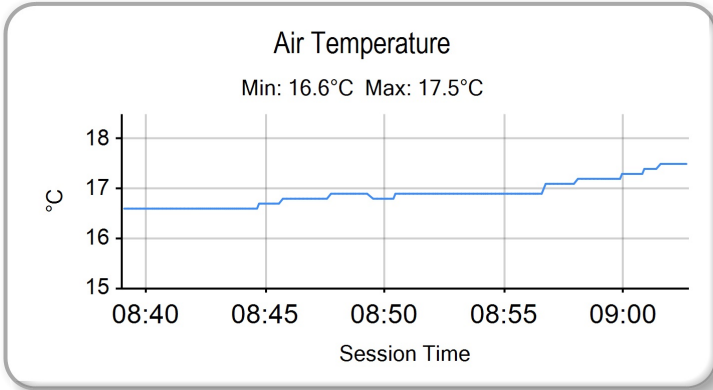
NO.2 FALLER AT TURN 3 - RIDER OK

MCRCB BULLETIN TK240

2023 Bennetts British Superbike Championship - Round 4

2023 R&G British Talent Cup

WARM UP - WEATHER CONDITIONS



RACE 1 - GRID (22 Laps) - FINAL

ROW 10	30	67	George BOWES	57.578	29	32	Ritchie O'NEIL	56.783	28	28	Charlie BARNES
ROW 9				56.039	27	41	Luca HOPKINS	55.923	26	99	Peter WILLIS
								55.757	25	88	Sviatoslav PYLYPENKO
ROW 8	24	71	Daniel GOODMAN	55.556	23	42	Ben JOLLIFFE	55.364	22	61	Harrison MACKAY
ROW 7				55.291	21	2	Josh BANNISTER	55.289	20	11	Iwan JONES
								54.914	19	33	Eli BANISH
ROW 6	18	65	Alexander ROWAN	54.900	17	66	Ronnie HARRIS	54.820	16	8	Alfie DAVIDSON
ROW 5				54.776	15	7	Harley McCABE	54.761	14	29	Lucas BROWN
								54.749	13	75	Filip SUROWIAK
ROW 4	12	76	Charlie HUNTINGFORD	54.703	11	19	Scott McPHEE	54.641	10	64	Clayton EDMUNDS
ROW 3				54.454	9	24	Ryan FROST	54.433	8	21	Troy JEFFREY
								54.407	7	55	Harrison DESSOY
ROW 2	6	40	Julian CORREA	54.363	5	48	Ollie WALKER	54.261	4	4	Sullivan MOUNSEY
ROW 1				53.941	3	23	Rhys STEPHENSON	53.821	2	43	Amanuel BRINTON
								53.594	1	52	Evan BELFORD
											Pole

Knockhill: 1.2669 miles

Race Director : Stuart Higgs <i>S. Higgs</i>	Stewards :	Timekeeper : Richard Evans <i>R. EVANS</i>
<small>Digitally Approved at 09:07 Sunday, 18 June 2023</small>		<small>Digitally Approved at 09:07 Sunday, 18 June 2023</small>

Results can be found at www.britishsuperbike.com

Printed - 08:59 Sunday, 18 June 2023

