

FREE PRACTICE 2 - CLASSIFICATION

POS	NO	NAME	NAT	ENTRY	TIME	ON	LAPS	GAP	DIFF	MPH
1	52	Evan BELFORD	GBR	Honda - City Lifting / RS Racing	53.547	17	22			85.17
2	43	Amanuel BRINTON	GBR	Honda - Kovara Projects / RS Racing	54.003	21	22	0.456	0.456	84.46
3	55	Harrison DESSOY	GBR	Honda - Microlise Cresswell Racing / Eastern Garage F	54.075	20	25	0.528	0.072	84.34
4	23	Rhys STEPHENSON	GBR	Honda - Rocket Racing	54.162	18	26	0.615	0.087	84.21
5	4	Sullivan MOUNSEY	GBR	Honda - Wilson Racing / Maddison Media	54.266	24	25	0.719	0.104	84.05
6	48	Ollie WALKER	GBR	Honda - VisionTrack Racing Team	54.465	17	18	0.918	0.199	83.74
7	7	Harley McCABE	GBR	Honda - McCabe Racing	54.512	26	26	0.965	0.047	83.67
8	24	Ryan FROST	GBR	Honda - Talentum Motorsport by Azure Notions	54.572	16	25	1.025	0.060	83.57
9	2	Josh BANNISTER	GBR	Honda - Dunsley Heat Racing	54.782	11	27	1.235	0.210	83.25
10	66	Ronnie HARRIS	GBR	Honda - Kovara Projects / RS Racing	54.951	6	22	1.404	0.169	83.00
11	75	Filip SUROWIAK	POL	Honda - FS75 Racing / FAB Racing	54.953	26	26	1.406	0.002	83.00
12	19	Scott McPHEE	GBR	Honda - SMP Racing	54.994	22	23	1.447	0.041	82.93
13	40	Julian CORREA	USA	Honda - Microlise Cresswell Racing	55.003	24	25	1.456	0.009	82.92
14	64	Clayton EDMUNDS	GBR	Honda - City Lifting / RS Racing	55.042	20	21	1.495	0.039	82.86
15	33	Eli BANISH	USA	Honda - VisionTrack Racing Team	55.210	24	24	1.663	0.168	82.61
16	21	Troy JEFFREY	GBR	Honda - Talentum Motorsport by Azure Notions	55.218	21	24	1.671	0.008	82.60
17	61	Harrison MACKAY	GBR	Honda - Wilson Racing / Super Soco	55.219	21	26	1.672	0.001	82.60
18	29	Lucas BROWN	GBR	Honda - Amphibian Scaffolding / SP125 Racing	55.266	19	21	1.719	0.047	82.53
19	8	Alfie DAVIDSON	GBR	Honda - Banks Racing	55.284	22	24	1.737	0.018	82.50
20	65	Alexander ROWAN	GBR	Honda - Mortimer Racing Victoria House Academy	55.373	20	22	1.826	0.089	82.37
21	76	Charlie HUNTINGFORD	GBR	Honda - Opteven Mototechniks	55.445	16	27	1.898	0.072	82.26
22	11	Iwan JONES	GBR	Honda - Jones Brothers Racing Team	55.545	17	22	1.998	0.100	82.11
23	42	Ben JOLLIFFE	GBR	Honda - Wilson Racing	55.749	24	26	2.202	0.204	81.81
24	28	Charlie BARNES	GBR	Honda - Talentum Motorsport by Azure Notions	56.034	16	24	2.487	0.285	81.39
25	71	Daniel GOODMAN	GBR	Honda - VisionTrack Racing Team	56.173	23	25	2.626	0.139	81.19
26	88	Sviatoslav PYLYPENKO	UKR	Honda - Microlise Cresswell Racing	56.364	17	24	2.817	0.191	80.92
27	41	Luca HOPKINS	GBR	Honda - Barnsdale Leisure / SP125 Racing	56.578	21	24	3.031	0.214	80.61
28	67	George BOWES	GBR	Honda - Microlise Cresswell Racing	56.579	21	23	3.032	0.001	80.61
29	99	Peter WILLIS	GBR	Honda - Belfast Chauffer Hire by WM-Racing	56.741	8	15	3.194	0.162	80.38
30	32	Ritchie O'NEIL	GBR	Honda - Stiggy Motorsport	58.513	5	18	4.966	1.772	77.95

QUALIFYING LAPTIME (110.0% of 53.547) = 58.901

#28 - Lap 3, 13, 17 & 22 times cancelled - Exceeded track limits at T3
 #29 - Lap 4 & 11 times cancelled - Exceeded track limits at T7
 #48 - Lap 7, 8, 10 & 13 times cancelled - Exceeded track limits at T7
 #19 - Lap 7 time cancelled - Exceeded track limits at T3
 #65 - Lap 8, 10 & 11 times cancelled - Exceeded track limits at T7
 #4 - Lap 10, 17 & 25 times cancelled - Exceeded track limits at T7
 #55 - Lap 11 & 14 times cancelled - Exceeded track limits at T7
 #29 - Lap 21 time cancelled - Exceeded track limits at T3
 #52 - Lap 12 time cancelled - Exceeded track limits at T7
 #4 - Lap 12 & 19 times cancelled - Exceeded track limits at T3
 #76 - Lap 13 time cancelled - Exceeded track limits at T3
 #11 - Lap 14 & 21 time cancelled - Exceeded track limits at T3
 #41 - Lap 14 time cancelled - Exceeded track limits at T3
 #21 - Lap 18 time cancelled - Exceeded track limits at T7
 #11 - Lap 19 time cancelled - Exceeded track limits at T7
 #40 - Lap 22 time cancelled - Exceeded track limits at T7
 #55 - Lap 23 time cancelled - Exceeded track limits at T3

Weather / Track : Overcast / Dry

Knockhill: 1.2669 miles

These results are provisional until the conclusion of any judicial and technical matters.

Date: 17/06/2023 Start: 12:32 Finish: 12:57

Race Director : Stuart Higgs

Stewards :

Timekeeper : Richard Evans

S. Higgs

R. EVANS

Digitally Approved at 13:15 Saturday, 17 June 2023

Digitally Approved at 13:08 Saturday, 17 June 2023

Results can be found at www.britishsuperbike.com

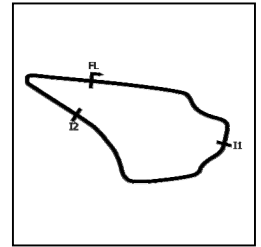
Printed - 12:59 Saturday, 17 June 2023

MCRCB BULLETIN TK119

2023 Bennetts British Superbike Championship - Round 4

2023 R&G British Talent Cup

FREE PRACTICE 2 - SECTOR ANALYSIS



SECTOR 1 = FL to I1, SECTOR 2 = I1 to I2, SECTOR 3 = I2 to FL, DIFF = Difference To Personal Best Lap, P = Crossed Finish Line in Pit Lane, D = Time Disallowed

P1 52		Evan BELFORD				Honda - City Lifting / RS Racing				
IDEAL LAP TIME : 53.546		BEST LAP TIME : 53.547		DIFFERENCE : 0.001						
LAP	SECTOR 1	SECTOR 2	SECTOR 3	LAP TIME	MPH	DIFF	TIME OF DAY			
1 -	OUTLAP	22.726	107.7	16.795	101.5		12:33:09.100			
2 -	18.139	21.440	112.4	15.924	102.4	55.503	82.17	1.956	12:34:04.603	
3 -	18.679	22.177	111.1	16.154	103.5	57.010	80.00	3.463	12:35:01.613	
4 -	19.243	22.111	109.8	15.482	102.7	56.836	80.25	3.289	12:35:58.449	
5 -	18.622	21.677	110.7	15.648	103.0	55.947	81.52	2.400	12:36:54.396	
6 -	17.784	20.826	109.8	15.349	102.1	53.959	84.52	0.412	12:37:48.355	
7 -	17.860	21.017	110.5	15.311	101.6	54.188	84.17	0.641	12:38:42.543	
8 -	17.868	20.869	110.0	15.404	102.1	54.141	84.24	0.594	12:39:36.684	
9 -	18.432	22.387	106.1	15.463	103.4	56.282	81.04	2.735	12:40:32.966	
10 -	17.828	21.283	111.2	15.620	102.1	54.731	83.33	1.184	12:41:27.697	
11 -	17.904	21.612	106.6	15.630	102.6	55.146	82.70	1.599	12:42:22.843	
12 -	18.299	22.592	104.5	22.509	27.9	4:03.400	D	71.94	9.853	12:43:26.243
13 -	OUTLAP	22.062	107.7	15.697	101.3	5:26.986	13.94	4:33.439	12:48:53.229	
14 -	18.113	21.103	109.8	15.720	100.3	54.936	83.02	1.389	12:49:48.165	
15 -	18.451	21.969	109.4	15.571	101.8	55.991	81.46	2.444	12:50:44.156	
16 -	17.867	20.692	110.5	15.580	101.8	54.139	84.24	0.592	12:51:38.295	
17 -	17.613	20.693	108.9	15.241	101.5	53.547 (1)	85.17		12:52:31.842	
18 -	17.785	21.278	106.5	15.539	101.2	54.602	83.53	1.055	12:53:26.444	
19 -	17.807	20.803	109.6	15.258	101.3	53.868	84.67	0.321	12:54:20.312	
20 -	17.728	20.823	107.7	15.299	102.1	53.850	(3)	84.70	0.303	12:55:14.162
21 -	17.741	20.813	109.2	15.244	101.9	53.798	(2)	84.78	0.251	12:56:07.960
22 -	18.035	21.843	106.0	15.966	100.7	55.844	81.67	2.297	12:57:03.804	

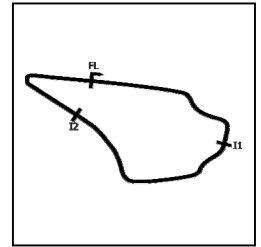
P2 43		Amanuel BRINTON				Honda - Kovara Projects / RS Racing				
IDEAL LAP TIME : 53.892		BEST LAP TIME : 54.003		DIFFERENCE : 0.111						
LAP	SECTOR 1	SECTOR 2	SECTOR 3	LAP TIME	MPH	DIFF	TIME OF DAY			
1 -	OUTLAP	22.980	106.1	16.887	101.9		12:33:09.214			
2 -	18.269	21.679	109.6	15.843	101.2	55.791	81.75	1.788	12:34:05.005	
3 -	18.528	22.215	110.5	16.315	100.9	57.058	79.93	3.055	12:35:02.063	
4 -	18.905	22.187	110.7	15.452	102.7	56.544	80.66	2.541	12:35:58.607	
5 -	18.616	21.743	110.1	15.674	102.2	56.033	81.40	2.030	12:36:54.640	
6 -	17.780	21.148	109.4	15.341	100.9	54.269	84.04	0.266	12:37:48.909	
7 -	17.841	20.997	109.6	15.433	102.9	54.271	84.04	0.268	12:38:43.180	
8 -	17.673	21.385	107.7	15.229	101.5	54.287	84.01	0.284	12:39:37.467	
9 -	18.141	21.795	107.2	15.266	101.5	55.202	82.62	1.199	12:40:32.669	
10 -	17.850	21.531	108.5	15.770	101.8	55.151	82.70	1.148	12:41:27.820	
11 -	18.025	21.431	108.0	15.236	100.7	54.692	83.39	0.689	12:42:22.512	
12 -	17.918	21.835	107.8	19.896	40.4	59.649	76.46	5.646	12:43:22.161	
13 -	OUTLAP	21.951	108.0	15.510	100.9	6:05.899	12.46	5:11.896	12:49:28.060	
14 -	18.042	21.481	109.2	15.256	102.6	54.779	83.26	0.776	12:50:22.839	
15 -	18.273	21.521	109.8	15.352	102.1	55.146	82.70	1.143	12:51:17.985	
16 -	17.824	21.146	109.8	15.225	100.9	54.195	(3)	84.16	0.192	12:52:12.180
17 -	17.786	21.097	110.3	15.275	101.2	54.158	(2)	84.21	0.155	12:53:06.338
18 -	18.913	22.403	103.7	15.712	99.4	57.028	79.98	3.025	12:54:03.366	
19 -	17.938	21.221	106.3	15.959	94.7	55.118	82.75	1.115	12:54:58.484	
20 -	18.078	21.811	108.2	15.376	100.0	55.265	82.53	1.262	12:55:53.749	
21 -	17.750	21.031	109.8	15.222	102.6	54.003 (1)	84.46		12:56:47.752	
22 -	18.279	22.112	106.5	17.045	100.4	57.436	79.41	3.433	12:57:45.188	

MCRCB BULLETIN TK119

2023 Bennetts British Superbike Championship - Round 4

2023 R&G British Talent Cup

FREE PRACTICE 2 - SECTOR ANALYSIS



SECTOR 1 = FL to I1, SECTOR 2 = I1 to I2, SECTOR 3 = I2 to FL, DIFF = Difference To Personal Best Lap, P = Crossed Finish Line in Pit Lane, D = Time Disallowed

P3 55 Harrison DESOY		Honda - Microlise Cresswell Racing / Eastern Garage Racing					
IDEAL LAP TIME : 54.075		BEST LAP TIME : 54.075		DIFFERENCE : 0.000			
LAP	SECTOR 1	SECTOR 2	SECTOR 3	LAP TIME	MPH	DIFF	TIME OF DAY
1 -	OUTLAP	22.390	105.8	15.809	98.1		12:33:01.366
2 -	18.316	21.746	106.0	15.661	97.5	55.723 81.85	12:33:57.089
3 -	18.185	21.730	105.8	15.545	98.6	55.460 82.24	12:34:52.549
4 -	18.254	21.553	106.5	15.552	98.2	55.359 82.39	12:35:47.908
5 -	18.119	21.543	107.0	15.476	98.6	55.138 82.72	12:36:43.046
6 -	18.061	21.358	107.2	15.294	98.8	54.713 83.36	12:37:37.759
7 -	18.113	21.364	106.8	15.454	98.5	54.931 83.03	12:38:32.690
8 -	17.969	21.382	106.8	15.331	98.8	54.682 83.41	12:39:27.372
9 -	18.018	21.318	106.5	15.533	98.2	54.869 83.12	12:40:22.241
10 -	18.023	21.382	107.0	15.325	98.5	54.730 83.33	12:41:16.971
11 -	17.977	21.350	107.2	15.395	98.5	54.722 D 83.35	12:42:11.693
12 -	17.944	21.420	106.3	15.339	99.1	54.703 83.37	12:43:06.396
13 -	19.081	22.336	101.0	19.478	34.4	1:00.895 74.90	12:44:07.291
14 -	OUTLAP	22.462	104.0	15.661	98.3	3:31.386 D 21.57	2:37.311 12:47:38.677
15 -	18.017	21.521	106.3	15.473	99.1	55.011 82.91	12:48:33.688
16 -	18.045	21.469	107.3	15.350	100.3	54.864 83.13	12:49:28.552
17 -	17.828	21.353	109.2	15.499	100.6	54.680 (3) 83.41	12:50:23.232
18 -	18.055	21.517	108.9	15.529	100.7	55.101 82.77	12:51:18.333
19 -	18.014	21.523	107.0	15.331	100.4	54.868 83.12	12:52:13.201
20 -	17.812	21.021	108.9	15.242	101.2	54.075 (1) 84.34	12:53:07.276
21 -	18.191	22.194	105.6	15.414	98.5	55.799 81.74	12:54:03.075
22 -	18.006	21.343	107.0	15.419	99.8	54.768 83.28	12:54:57.843
23 -	18.181	21.458	106.6	15.385	99.1	55.024 D 82.89	12:55:52.867
24 -	17.946	21.390	106.8	15.339	99.8	54.675 (2) 83.42	12:56:47.542
25 -	18.595	22.188	107.0	15.832	98.8	56.615 80.56	12:57:44.157

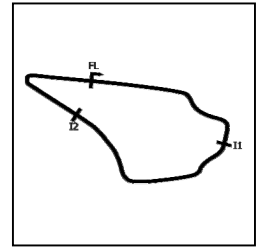
P4 23 Rhys STEPHENSON		Honda - Rocket Racing					
IDEAL LAP TIME : 54.038		BEST LAP TIME : 54.162		DIFFERENCE : 0.124			
LAP	SECTOR 1	SECTOR 2	SECTOR 3	LAP TIME	MPH	DIFF	TIME OF DAY
1 -	OUTLAP	22.052	105.3	16.194	98.3		12:33:22.953
2 -	18.401	21.653	107.5	15.769	99.4	55.823 81.70	12:34:18.776
3 -	18.188	21.325	108.7	15.991	99.7	55.504 82.17	12:35:14.280
4 -	18.159	21.412	109.1	15.560	101.5	55.131 82.73	12:36:09.411
5 -	18.413	21.715	109.2	16.251	100.0	56.379 80.90	12:37:05.790
6 -	18.144	21.664	108.5	15.698	100.0	55.506 82.17	12:38:01.296
7 -	18.094	21.095	109.6	15.765	102.6	54.954 82.99	12:38:56.250
8 -	18.530	21.844	109.1	15.724	101.6	56.098 81.30	12:39:52.348
9 -	18.461	21.938	109.2	16.257	100.1	56.656 80.50	12:40:49.004
10 -	18.296	21.292	108.4	19.978	31.8	59.566 76.57	12:41:48.570
11 -	OUTLAP	21.455	108.2	15.723	100.9	1:39.275 45.94	45.113 12:43:27.845
12 -	18.109	21.171	109.1	15.593	98.5	54.873 83.12	12:44:22.718
13 -	17.968	21.709	106.8	15.509	100.3	55.186 82.64	12:45:17.904
14 -	18.009	21.138	108.0	15.661	100.1	54.808 83.21	12:46:12.712
15 -	17.877	21.132	108.0	15.489	100.9	54.498 83.69	12:47:07.210
16 -	17.754	21.539	108.5	15.643	100.6	54.936 83.02	12:48:02.146
17 -	17.932	21.122	108.2	15.517	101.2	54.571 83.58	12:48:56.717
18 -	17.825	20.973	108.7	15.364	101.0	54.162 (1) 84.21	12:49:50.879
19 -	17.861	20.920	109.4	15.457	102.6	54.238 (3) 84.09	12:50:45.117
20 -	18.712	21.050	109.6	15.622	99.7	55.384 82.35	12:51:40.501
21 -	17.863	20.924	109.1	15.452	102.2	54.239 84.09	12:52:34.740
22 -	17.812	20.978	109.1	15.449	100.3	54.239 84.09	12:53:28.979
23 -	17.774	21.482	107.8	15.531	100.6	54.787 83.25	12:54:23.766
24 -	17.860	21.520	109.6	15.537	100.4	54.917 83.05	12:55:18.683
25 -	17.851	20.955	108.2	15.383	100.6	54.189 (2) 84.17	12:56:12.872
26 -	17.812	21.061	107.5	15.471	100.7	54.344 83.93	12:57:07.216

MCRCB BULLETIN TK119

2023 Bennetts British Superbike Championship - Round 4

2023 R&G British Talent Cup

FREE PRACTICE 2 - SECTOR ANALYSIS



SECTOR 1 = FL to I1, SECTOR 2 = I1 to I2, SECTOR 3 = I2 to FL, DIFF = Difference To Personal Best Lap, P = Crossed Finish Line in Pit Lane, D = Time Disallowed

P5		4		Sullivan MOUNSEY		Honda - Wilson Racing / Maddison Media			
IDEAL LAP TIME : 54.207		BEST LAP TIME : 54.266		DIFFERENCE : 0.059					
LAP	SECTOR 1	SECTOR 2		SECTOR 3		LAP TIME	MPH	DIFF	TIME OF DAY
1 -	OUTLAP	22.379	107.2	16.020	101.2				12:33:14.026
2 -	18.821	22.289	108.5	15.840	101.3	56.950	80.08	2.684	12:34:10.976
3 -	18.368	22.335	107.2	15.843	101.5	56.546	80.66	2.280	12:35:07.522
4 -	18.238	21.718	108.7	15.748	101.5	55.704	81.88	1.438	12:36:03.226
5 -	18.118	22.102	109.1	15.433	101.3	55.653	81.95	1.387	12:36:58.879
6 -	18.070	21.082	110.9	15.482	101.5	54.634	83.48	0.368	12:37:53.513
7 -	17.992	21.228	108.4	15.540	102.2	54.760	83.29	0.494	12:38:48.273
8 -	18.421	21.848	106.1	20.041	34.1	1:00.310	75.62	6.044	12:39:48.583
9 -	OUTLAP	21.863	96.6	16.140	101.3	1:13.723	61.86	19.457	12:41:02.306
10 -	18.220	21.137	108.7	15.652	101.3	55.009 D	82.91	0.743	12:41:57.315
11 -	18.057	20.999	108.4	15.663	101.0	54.719	83.35	0.453	12:42:52.034
12 -	18.147	22.201	107.0	15.568	100.9	55.946 D	81.57	1.650	12:43:47.950
13 -	18.113	21.200	107.5	15.547	100.9	54.860	83.14	0.594	12:44:42.810
14 -	18.118	21.118	107.5	15.581	100.6	54.817	83.20	0.551	12:45:37.627
15 -	18.081	21.121	107.7	15.716	100.9	54.918	83.05	0.652	12:46:32.545
16 -	18.103	21.135	107.0	15.597	100.9	54.835	83.17	0.569	12:47:27.380
17 -	17.991	22.113	98.9	22.570	32.3	1:02.674 D	72.77	8.408	12:48:30.054
18 -	OUTLAP	25.798	66.3	16.702	101.8	2:15.909	33.56	1:21.643	12:50:45.963
19 -	18.284	21.668	108.2	15.527	100.3	55.479 D	82.21	1.213	12:51:41.442
20 -	17.983	21.169	108.0	15.509	101.2	54.661	83.44	0.395	12:52:36.103
21 -	18.050	21.023	109.1	15.425	100.6	54.498 (2)	83.69	0.232	12:53:30.601
22 -	17.985	21.378	107.5	15.636	100.9	54.999	82.93	0.733	12:54:25.600
23 -	17.930	21.133	107.8	15.467	101.9	54.530 (3)	83.64	0.264	12:55:20.130
24 -	17.910	20.872	108.5	15.484	102.1	54.266 (1)	84.05		12:56:14.396
25 -	18.320	22.235	101.3	16.084	101.6	56.639 D	80.52	2.373	12:57:11.035

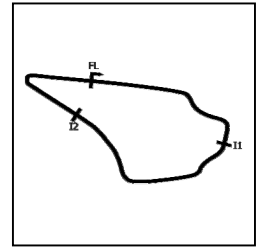
P6		48		Ollie WALKER		Honda - VisionTrack Racing Team			
IDEAL LAP TIME : 54.350		BEST LAP TIME : 54.465		DIFFERENCE : 0.115					
LAP	SECTOR 1	SECTOR 2		SECTOR 3		LAP TIME	MPH	DIFF	TIME OF DAY
1 -	OUTLAP	22.873	106.0	16.108	99.2				12:33:12.116
2 -	18.382	21.485	108.4	15.532	100.9	55.399	82.33	0.934	12:34:07.515
3 -	18.664	22.265	107.7	15.621	101.2	56.550	80.65	2.085	12:35:04.065
4 -	18.728	21.359	110.3	15.905	102.2	55.992	81.46	1.527	12:36:00.057
5 -	18.937	21.772	108.9	15.944	101.6	56.653	80.50	2.188	12:36:56.710
6 -	18.117	21.137	111.1	15.596	100.4	54.850	83.15	0.385	12:37:51.560
7 -	18.129	21.265	109.1	15.947	98.8	55.344 D	82.41	0.876	12:38:46.901
8 -	18.246	21.202	109.6	18.789	98.3	58.237 D	78.31	3.772	12:39:45.138
9 -	18.168	21.092	109.8	15.505	101.0	54.765	83.28	0.300	12:40:39.903
10 -	18.782	22.256	108.5	15.615	100.3	56.653 D	80.50	2.188	12:41:36.556
11 -	18.073	21.154	108.5	15.423	100.4	54.650 (3)	83.46	0.185	12:42:31.206
12 -	18.106	21.411	108.0	23.582	29.1	1:03.099	72.28	8.634	12:43:34.305
13 -	OUTLAP	21.271	107.7	15.496	100.4	4:35.409 D	16.56	3:40.944	12:48:09.714
14 -	18.135	21.706	108.2	15.626	100.0	55.467	82.23	1.002	12:49:05.181
15 -	18.121	21.291	107.7	15.380	100.1	54.792	83.24	0.327	12:49:59.973
16 -	18.080	21.312	108.0	15.408	100.3	54.800	83.23	0.335	12:50:54.773
17 -	18.026	21.087	107.7	15.352	100.4	54.465 (1)	83.74		12:51:49.238
18 -	17.911	21.136	107.8	15.477	100.0	54.524 (2)	83.65	0.059	12:52:43.762

MCRCB BULLETIN TK119

2023 Bennetts British Superbike Championship - Round 4

2023 R&G British Talent Cup

FREE PRACTICE 2 - SECTOR ANALYSIS



SECTOR 1 = FL to I1, SECTOR 2 = I1 to I2, SECTOR 3 = I2 to FL, DIFF = Difference To Personal Best Lap, P = Crossed Finish Line in Pit Lane, D = Time Disallowed

P7 7 Harley McCABE		Honda - McCabe Racing							
IDEAL LAP TIME : 54.387		BEST LAP TIME : 54.512		DIFFERENCE : 0.125					
LAP	SECTOR 1	SECTOR 2	SECTOR 3	LAP TIME	MPH	DIFF	TIME OF DAY		
1 -	OUTLAP	22.428	107.2	16.416	100.6		12:33:09.575		
2 -	18.802	21.919	107.7	15.723	100.6	56.444	80.80	1.932	12:34:06.019
3 -	18.755	22.396	107.3	15.614	101.3	56.765	80.35	2.253	12:35:02.784
4 -	18.888	22.190	110.1	15.990	102.6	57.068	79.92	2.556	12:35:59.852
5 -	18.721	21.931	110.0	15.834	100.3	56.486	80.74	1.974	12:36:56.338
6 -	18.339	21.220	109.2	15.789	102.1	55.348	82.40	0.836	12:37:51.686
7 -	18.264	21.256	109.4	15.686	101.3	55.206	82.61	0.694	12:38:46.892
8 -	18.132	21.221	108.4	15.462	101.2	54.815	83.20	0.303	12:39:41.707
9 -	18.193	21.215	109.1	15.515	100.9	54.923	83.04	0.411	12:40:36.630
10 -	18.185	21.195	110.1	15.562	100.3	54.942	83.01	0.430	12:41:31.572
11 -	18.091	21.037	108.5	15.482	102.4	54.610	(2) 83.52	0.098	12:42:26.182
12 -	17.930	21.093	108.9	15.596	100.4	54.619	(3) 83.50	0.107	12:43:20.801
13 -	18.265	22.407	106.6	22.625	24.4	1:03.297	72.05	8.785	12:44:24.098
14 -	OUTLAP	21.642	106.8	15.711	100.1	1:54.411	39.86	59.899	12:46:18.509
15 -	18.208	21.491	107.3	15.615	99.4	55.314	82.45	0.802	12:47:13.823
16 -	18.312	21.374	107.2	15.451	101.0	55.137	82.72	0.625	12:48:08.960
17 -	18.646	21.876	107.3	15.959	100.4	56.481	80.75	1.969	12:49:05.441
18 -	18.446	21.353	108.0	15.617	100.4	55.416	82.30	0.904	12:50:00.857
19 -	18.088	21.304	107.5	15.420	100.7	54.812	83.21	0.300	12:50:55.669
20 -	18.135	21.192	107.7	15.555	99.7	54.882	83.10	0.370	12:51:50.551
21 -	18.032	21.110	107.8	19.132	33.7	58.274	78.27	3.762	12:52:48.825
22 -	OUTLAP	21.477	108.7	15.748	100.4	1:17.122	59.14	22.610	12:54:05.947
23 -	18.130	21.177	109.6	16.343	99.5	55.650	81.96	1.138	12:55:01.597
24 -	18.259	21.220	107.5	15.644	102.6	55.123	82.74	0.611	12:55:56.720
25 -	17.966	21.286	107.7	15.655	100.7	54.907	83.06	0.395	12:56:51.627
26 -	17.986	21.076	108.4	15.450	101.2	54.512 (1)	83.67		12:57:46.139

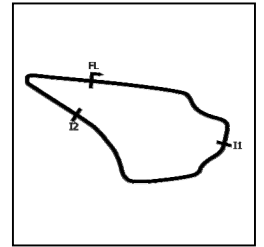
P8 24 Ryan FROST		Honda - Talentum Motorsport by Azure Notions							
IDEAL LAP TIME : 54.430		BEST LAP TIME : 54.572		DIFFERENCE : 0.142					
LAP	SECTOR 1	SECTOR 2	SECTOR 3	LAP TIME	MPH	DIFF	TIME OF DAY		
1 -	OUTLAP	22.219	107.7	16.054	100.7		12:33:14.251		
2 -	18.788	22.325	109.2	16.023	102.1	57.136	79.82	2.564	12:34:11.387
3 -	18.244	22.196	109.2	16.179	100.7	56.619	80.55	2.047	12:35:08.006
4 -	18.171	21.741	109.1	15.881	101.9	55.793	81.75	1.221	12:36:03.799
5 -	18.480	21.506	109.4	15.680	100.7	55.666	81.93	1.094	12:36:59.465
6 -	18.075	21.405	108.4	15.637	100.7	55.117	82.75	0.545	12:37:54.582
7 -	18.114	21.244	108.0	15.699	100.9	55.057	82.84	0.485	12:38:49.639
8 -	17.982	21.405	108.7	15.435	100.1	54.822	83.19	0.250	12:39:44.461
9 -	18.118	21.430	108.2	15.564	100.0	55.112	82.76	0.540	12:40:39.573
10 -	18.606	22.065	103.7	23.881	27.8	1:04.552	70.65	9.980	12:41:44.125
11 -	OUTLAP	24.795	96.6	15.728	100.3	2:39.080	28.67	1:44.508	12:44:23.205
12 -	18.028	21.734	105.8	15.449	100.4	55.211	82.61	0.639	12:45:18.416
13 -	18.069	21.595	105.8	15.445	100.3	55.109	82.76	0.537	12:46:13.525
14 -	17.977	21.472	105.6	15.464	100.0	54.913	83.06	0.341	12:47:08.438
15 -	18.017	21.477	106.6	15.475	100.3	54.969	82.97	0.397	12:48:03.407
16 -	17.968	21.220	107.3	15.384	101.2	54.572 (1)	83.57		12:48:57.979
17 -	18.659	25.704	63.5	19.759	99.2	1:04.122	71.13	9.550	12:50:02.101
18 -	18.090	21.737	108.5	15.636	101.3	55.463	82.23	0.891	12:50:57.564
19 -	17.912	21.285	108.7	15.442	99.1	54.639	(2) 83.47	0.067	12:51:52.203
20 -	17.984	21.593	106.3	15.401	99.4	54.978	82.96	0.406	12:52:47.181
21 -	20.329	24.199	107.8	15.516	98.2	1:00.044	75.96	5.472	12:53:47.225
22 -	17.912	21.291	109.6	15.469	101.9	54.672	(3) 83.42	0.100	12:54:41.897
23 -	17.955	21.956	106.6	15.525	101.5	55.436	82.27	0.864	12:55:37.333
24 -	18.229	21.523	107.7	15.429	101.0	55.181	82.65	0.609	12:56:32.514
25 -	18.264	21.392	107.2	15.298	101.3	54.954	82.99	0.382	12:57:27.468

MCRCB BULLETIN TK119

2023 Bennetts British Superbike Championship - Round 4

2023 R&G British Talent Cup

FREE PRACTICE 2 - SECTOR ANALYSIS



SECTOR 1 = FL to I1, SECTOR 2 = I1 to I2, SECTOR 3 = I2 to FL, DIFF = Difference To Personal Best Lap, P = Crossed Finish Line in Pit Lane, D = Time Disallowed

P9 2		Josh BANNISTER				Honda - Dunsley Heat Racing			
IDEAL LAP TIME : 54.680		BEST LAP TIME : 54.782		DIFFERENCE : 0.102					
LAP	SECTOR 1	SECTOR 2		SECTOR 3		LAP TIME	MPH	DIFF	TIME OF DAY
1 -	OUTLAP	22.859	105.6	16.307	98.1				12:33:06.789
2 -	18.760	22.359	104.8	15.758	99.8	56.877	80.19	2.095	12:34:03.666
3 -	19.267	22.155	108.0	16.241	100.4	57.663	79.09	2.881	12:35:01.329
4 -	18.781	22.077	106.5	15.898	98.9	56.756	80.36	1.974	12:35:58.085
5 -	18.543	21.843	104.6	15.782	97.5	56.168	81.20	1.386	12:36:54.253
6 -	18.378	21.300	107.2	15.618	97.9	55.296	82.48	0.514	12:37:49.549
7 -	18.128	21.613	104.5	16.003	99.2	55.744	81.82	0.962	12:38:45.293
8 -	18.155	21.542	106.0	15.788	98.1	55.485	82.20	0.703	12:39:40.778
9 -	18.271	21.535	105.1	15.634	97.9	55.440	82.27	0.658	12:40:36.218
10 -	18.181	21.492	105.3	15.865	99.2	55.538	82.12	0.756	12:41:31.756
11 -	18.131	21.140	107.0	15.511	99.1	54.782 (1)	83.25		12:42:26.538
12 -	18.169	21.461	107.0	15.631	98.6	55.261	82.53	0.479	12:43:21.799
13 -	18.209	21.775	107.3	16.622	97.5	56.606	80.57	1.824	12:44:18.405
14 -	18.295	21.468	104.8	15.593	98.3	55.356	82.39	0.574	12:45:13.761
15 -	18.669	21.822	105.3	16.129	95.8	56.620	80.55	1.838	12:46:10.381
16 -	18.423	21.883	103.7	15.630	96.8	55.936	81.54	1.154	12:47:06.317
17 -	18.348	21.821	104.3	15.866	99.8	56.035	81.39	1.253	12:48:02.352
18 -	18.029	21.448	104.8	15.744	98.1	55.221 (3)	82.59	0.439	12:48:57.573
19 -	18.224	21.628	104.8	15.731	97.8	55.583	82.05	0.801	12:49:53.156
20 -	18.256	21.587	105.0	15.572	98.3	55.415	82.30	0.633	12:50:48.571
21 -	18.242	21.805	104.0	15.817	96.8	55.864	81.64	1.082	12:51:44.435
22 -	18.235	21.505	105.6	15.672	98.5	55.412	82.31	0.630	12:52:39.847
23 -	18.353	21.988	104.0	15.608	97.2	55.949	81.52	1.167	12:53:35.796
24 -	18.213	21.628	105.0	15.742	96.9	55.583	82.05	0.801	12:54:31.379
25 -	18.254	21.506	106.3	15.694	98.2	55.454	82.25	0.672	12:55:26.833
26 -	18.198	21.797	105.6	15.781	97.2	55.776	81.77	0.994	12:56:22.609
27 -	18.180	21.482	104.2	15.519	98.2	55.181 (2)	82.65	0.399	12:57:17.790

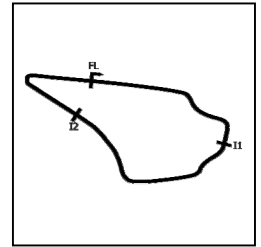
P10 66		Ronnie HARRIS				Honda - Kovara Projects / RS Racing			
IDEAL LAP TIME : 54.696		BEST LAP TIME : 54.951		DIFFERENCE : 0.255					
LAP	SECTOR 1	SECTOR 2		SECTOR 3		LAP TIME	MPH	DIFF	TIME OF DAY
1 -	OUTLAP	22.964	108.0	16.269	101.2				12:33:08.287
2 -	18.659	21.701	110.3	16.481	102.1	56.841	80.24	1.890	12:34:05.128
3 -	18.768	22.253	110.3	16.088	102.7	57.109	79.86	2.158	12:35:02.237
4 -	19.035	22.121	111.2	16.024	103.2	57.180	79.76	2.229	12:35:59.417
5 -	18.343	21.528	109.8	15.824	102.6	55.695	81.89	0.744	12:36:55.112
6 -	18.116	21.295	110.0	15.540	102.6	54.951 (1)	83.00		12:37:50.063
7 -	18.093	21.291	110.0	15.624	101.9	55.008	82.91	0.057	12:38:45.071
8 -	18.168	21.448	108.9	15.556	101.6	55.172	82.67	0.221	12:39:40.243
9 -	18.249	21.273	109.6	15.559	101.8	55.081	82.80	0.130	12:40:35.324
10 -	18.218	21.322	109.8	15.459	101.9	54.999	82.93	0.048	12:41:30.323
11 -	18.099	21.354	109.1	15.599	101.9	55.052	82.85	0.101	12:42:25.375
12 -	18.149	21.360	109.8	19.709	31.0	59.218	77.02	4.267	12:43:24.593
13 -	OUTLAP	21.917	107.7	15.836	99.2	5:44.264	13.24	4:49.313	12:49:08.857
14 -	18.306	21.441	108.0	15.666	100.7	55.413	82.31	0.462	12:50:04.270
15 -	18.169	21.207	109.8	15.597	102.1	54.973 (3)	82.97	0.022	12:50:59.243
16 -	18.100	21.304	110.1	15.549	101.9	54.953 (2)	83.00	0.002	12:51:54.196
17 -	18.031	21.213	111.1	15.866	102.1	55.110	82.76	0.159	12:52:49.306
18 -	18.030	21.498	109.8	15.625	100.9	55.153	82.69	0.202	12:53:44.459
19 -	18.185	21.271	109.4	15.588	100.1	55.044	82.86	0.093	12:54:39.503
20 -	18.204	21.331	109.1	15.673	101.2	55.208	82.61	0.257	12:55:34.711
21 -	18.178	21.463	109.1	15.611	100.6	55.252	82.55	0.301	12:56:29.963
22 -	18.064	21.405	108.7	15.806	101.5	55.275	82.51	0.324	12:57:25.238

MCRCB BULLETIN TK119

2023 Bennetts British Superbike Championship - Round 4

2023 R&G British Talent Cup

FREE PRACTICE 2 - SECTOR ANALYSIS



SECTOR 1 = FL to I1, SECTOR 2 = I1 to I2, SECTOR 3 = I2 to FL, DIFF = Difference To Personal Best Lap, P = Crossed Finish Line in Pit Lane, D = Time Disallowed

P11 75		Filip SUROWIAK				Honda - FS75 Racing / FAB Racing			
IDEAL LAP TIME : 54.888		BEST LAP TIME : 54.953		DIFFERENCE : 0.065					
LAP	SECTOR 1	SECTOR 2	SECTOR 3	LAP TIME	MPH	DIFF	TIME OF DAY		
1 -	OUTLAP	22.673	106.0	16.414	99.1		12:33:02.799		
2 -	18.850	21.840	107.5	15.796	100.1	56.486	80.74	1.533	12:33:59.285
3 -	18.583	21.677	108.4	15.781	100.7	56.041	81.38	1.088	12:34:55.326
4 -	18.456	21.780	108.4	15.829	100.3	56.065	81.35	1.112	12:35:51.391
5 -	18.585	21.615	109.1	15.669	99.7	55.869	81.63	0.916	12:36:47.260
6 -	18.942	21.739	108.4	19.945	29.0	1:00.626	75.23	5.673	12:37:47.886
7 -	OUTLAP	21.850	108.0	15.760	100.3	1:12.601	62.82	17.648	12:39:00.487
8 -	18.349	21.691	107.8	15.617	101.3	55.657	81.95	0.704	12:39:56.144
9 -	18.918	21.724	107.5	15.775	100.0	56.417	80.84	1.464	12:40:52.561
10 -	18.364	21.422	108.5	15.608	100.3	55.394	82.33	0.441	12:41:47.955
11 -	18.414	21.714	107.8	21.214	33.0	1:01.342	74.35	6.389	12:42:49.297
12 -	OUTLAP	21.936	105.5	15.734	98.9	1:14.311	61.37	19.358	12:44:03.608
13 -	18.577	21.648	106.0	15.619	99.5	55.844	81.67	0.891	12:44:59.452
14 -	18.375	21.538	107.3	15.576	99.5	55.489	82.19	0.536	12:45:54.941
15 -	18.856	21.897	106.1	16.819	98.6	57.572	79.22	2.619	12:46:52.513
16 -	18.479	21.931	104.0	21.422	29.6	1:01.832	73.76	6.879	12:47:54.345
17 -	OUTLAP	22.016	107.0	15.522	100.3	1:15.053	60.77	20.100	12:49:09.398
18 -	18.213	21.534	107.3	15.449	100.9	55.196	82.63	0.243	12:50:04.594
19 -	18.172	21.438	107.8	15.595	100.4	55.205	82.62	0.252	12:50:59.799
20 -	18.108	21.403	108.2	15.480	100.1	54.991 (2)	82.94	0.038	12:51:54.790
21 -	18.239	21.616	108.2	15.537	100.9	55.392	82.34	0.439	12:52:50.182
22 -	18.268	21.735	108.4	15.953	99.1	55.956	81.51	1.003	12:53:46.138
23 -	18.201	21.382	107.8	15.534	101.0	55.117 (3)	82.75	0.164	12:54:41.255
24 -	18.310	22.142	107.7	15.508	100.9	55.960	81.50	1.007	12:55:37.215
25 -	18.161	21.516	107.2	15.488	99.8	55.165	82.68	0.212	12:56:32.380
26 -	18.173	21.347	107.2	15.433	100.3	54.953 (1)	83.00		12:57:27.333

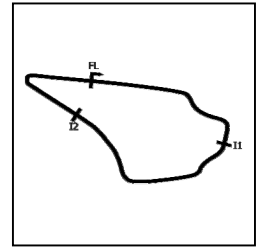
P12 19		Scott McPHEE				Honda - SMP Racing			
IDEAL LAP TIME : 54.867		BEST LAP TIME : 54.994		DIFFERENCE : 0.127					
LAP	SECTOR 1	SECTOR 2	SECTOR 3	LAP TIME	MPH	DIFF	TIME OF DAY		
1 -	OUTLAP	22.729	107.3	15.802	100.1		12:33:16.349		
2 -	18.598	21.798	108.9	15.876	100.7	56.272	81.05	1.278	12:34:12.621
3 -	18.492	21.959	109.1	16.300	101.0	56.751	80.37	1.757	12:35:09.372
4 -	18.536	21.687	109.6	15.683	102.2	55.906	81.58	0.912	12:36:05.278
5 -	18.789	21.849	110.3	16.240	101.3	56.878	80.19	1.884	12:37:02.156
6 -	18.613	21.984	109.6	15.584	102.1	56.181	81.18	1.187	12:37:58.337
7 -	18.592	21.770	110.3	16.204	102.7	56.566 D	80.63	1.572	12:38:54.903
8 -	18.867	21.974	108.9	15.501	100.9	56.342	80.95	1.348	12:39:51.245
9 -	18.353	21.499	109.4	15.817	102.1	55.669	81.93	0.675	12:40:46.914
10 -	18.425	21.851	108.0	15.544	100.6	55.820	81.71	0.826	12:41:42.734
11 -	18.385	21.689	107.3	15.679	99.4	55.753	81.80	0.759	12:42:38.487
12 -	18.395	21.656	107.2	15.529	100.4	55.580	82.06	0.586	12:43:34.067
13 -	18.325	21.714	107.8	15.466	100.4	55.505	82.17	0.511	12:44:29.572
14 -	18.431	21.713	107.5	15.541	100.1	55.685	81.90	0.691	12:45:25.257
15 -	18.362	21.745	107.3	19.745	29.3	59.852	76.20	4.858	12:46:25.109
16 -	OUTLAP	22.662	106.8	15.828	100.3	4:50.129	15.72	3:55.135	12:51:15.238
17 -	18.439	21.695	108.5	15.467	100.7	55.601	82.03	0.607	12:52:10.839
18 -	18.548	21.582	108.7	15.778	101.3	55.908	81.58	0.914	12:53:06.747
19 -	19.001	22.371	108.5	15.704	100.4	57.076	79.91	2.082	12:54:03.823
20 -	18.282	21.484	108.5	15.440	101.5	55.206	82.61	0.212	12:54:59.029
21 -	18.140	21.510	110.0	15.498	102.1	55.148 (2)	82.70	0.154	12:55:54.177
22 -	18.216	21.464	108.2	15.314	101.0	54.994 (1)	82.93		12:56:49.171
23 -	18.147	21.413	108.7	15.625	101.2	55.185 (3)	82.65	0.191	12:57:44.356

MCRCB BULLETIN TK119

2023 Bennetts British Superbike Championship - Round 4

2023 R&G British Talent Cup

FREE PRACTICE 2 - SECTOR ANALYSIS



SECTOR 1 = FL to I1, SECTOR 2 = I1 to I2, SECTOR 3 = I2 to FL, DIFF = Difference To Personal Best Lap, P = Crossed Finish Line in Pit Lane, D = Time Disallowed

P13 40		Julian CORREA				Honda - Microlise Cresswell Racing			
IDEAL LAP TIME : 54.952		BEST LAP TIME : 55.003		DIFFERENCE : 0.051					
LAP	SECTOR 1	SECTOR 2	SECTOR 3	LAP TIME	MPH	DIFF	TIME OF DAY		
1 -	OUTLAP	22.696	106.3	16.084	100.3		12:33:02.285		
2 -	18.921	21.828	107.5	15.852	100.6	56.601	80.58	1.598	12:33:58.886
3 -	18.630	21.681	108.4	15.775	100.7	56.086	81.32	1.083	12:34:54.972
4 -	18.657	21.690	108.4	15.733	101.0	56.080	81.33	1.077	12:35:51.052
5 -	18.774	21.683	108.5	15.816	102.1	56.273	81.05	1.270	12:36:47.325
6 -	18.726	21.778	108.0	15.612	101.2	56.116	81.28	1.113	12:37:43.441
7 -	18.486	21.363	108.2	15.749	100.4	55.598	82.03	0.595	12:38:39.039
8 -	18.780	21.773	107.8	15.933	100.6	56.486	80.74	1.483	12:39:35.525
9 -	18.585	21.664	108.2	15.739	100.4	55.988	81.46	0.985	12:40:31.513
10 -	18.709	21.616	108.7	15.683	100.3	56.008	81.43	1.005	12:41:27.521
11 -	19.211	21.575	109.6	15.756	101.2	56.542	80.66	1.539	12:42:24.063
12 -	18.426	21.393	110.0	15.557	99.5	55.376	82.36	0.373	12:43:19.439
13 -	19.230	22.498	104.8	23.182	21.5	1:04.910	70.26	9.907	12:44:24.349
14 -	OUTLAP	22.040	107.7	15.851	100.3	3:16.841	23.17	2:21.838	12:47:41.190
15 -	18.571	21.587	108.0	15.530	100.4	55.688	81.90	0.685	12:48:36.878
16 -	18.506	21.511	108.7	15.522	101.5	55.539	82.12	0.536	12:49:32.417
17 -	18.434	21.440	108.7	15.641	101.2	55.515	82.16	0.512	12:50:27.932
18 -	18.385	21.325	109.4	15.401	101.2	55.111 (3)	82.76	0.108	12:51:23.043
19 -	18.451	21.429	109.6	15.725	101.0	55.605	82.02	0.602	12:52:18.648
20 -	18.294	21.385	108.4	15.557	101.5	55.236	82.57	0.233	12:53:13.884
21 -	18.428	21.605	109.8	15.571	101.6	55.604	82.02	0.601	12:54:09.488
22 -	18.354	21.665	109.4	15.664	101.5	55.683 D	81.91	0.680	12:55:05.171
23 -	18.290	21.319	109.2	15.437	102.1	55.046 (2)	82.86	0.043	12:56:00.217
24 -	18.232	21.352	110.0	15.419	101.8	55.003 (1)	82.92		12:56:55.220
25 -	20.004	21.985	107.0	16.079	96.8	58.068	78.54	3.065	12:57:53.288

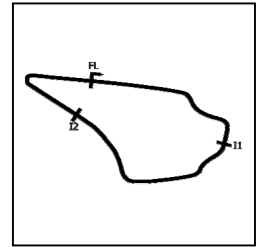
P14 64		Clayton EDMUNDS				Honda - City Lifting / RS Racing			
IDEAL LAP TIME : 54.918		BEST LAP TIME : 55.042		DIFFERENCE : 0.124					
LAP	SECTOR 1	SECTOR 2	SECTOR 3	LAP TIME	MPH	DIFF	TIME OF DAY		
1 -	OUTLAP	22.801	107.0	15.875	101.8		12:33:07.285		
2 -	18.720	22.234	110.9	15.729	102.9	56.683	80.46	1.641	12:34:03.968
3 -	19.124	22.290	109.6	16.752	102.2	58.166	78.41	3.124	12:35:02.134
4 -	19.360	22.247	110.5	16.004	103.2	57.611	79.17	2.569	12:35:59.745
5 -	19.373	21.862	110.7	15.943	103.5	57.178	79.77	2.136	12:36:56.923
6 -	18.546	21.529	110.9	15.667	102.9	55.742	81.82	0.700	12:37:52.665
7 -	18.325	21.558	109.1	15.507	101.9	55.390	82.34	0.348	12:38:48.055
8 -	18.400	21.669	109.2	15.734	101.2	55.803	81.73	0.761	12:39:43.858
9 -	18.364	21.583	108.9	15.654	101.2	55.601	82.03	0.559	12:40:39.459
10 -	18.381	21.791	107.8	15.671	101.3	55.843	81.67	0.801	12:41:35.302
11 -	18.410	21.529	108.9	19.658	40.3	59.597	76.53	4.555	12:42:34.899
12 -	OUTLAP	21.698	108.0	15.737	101.5	6:56.491	10.95	6:01.449	12:49:31.390
13 -	18.552	21.619	108.2	15.440	101.5	55.611	82.01	0.569	12:50:27.001
14 -	18.531	21.640	109.1	15.391	101.6	55.562	82.09	0.520	12:51:22.563
15 -	18.438	21.491	109.2	15.503	101.5	55.432	82.28	0.390	12:52:17.995
16 -	18.284	21.539	108.7	15.416	102.2	55.239 (3)	82.57	0.197	12:53:13.234
17 -	18.250	21.643	110.0	15.593	102.2	55.486	82.20	0.444	12:54:08.720
18 -	18.214	21.653	109.2	15.408	102.9	55.275	82.51	0.233	12:55:03.995
19 -	18.442	21.664	109.2	15.546	103.4	55.652	81.95	0.610	12:55:59.647
20 -	18.119	21.470	109.1	15.453	101.2	55.042 (1)	82.86		12:56:54.689
21 -	18.235	21.408	109.6	15.554	102.7	55.197 (2)	82.63	0.155	12:57:49.886

MCRCB BULLETIN TK119

2023 Bennetts British Superbike Championship - Round 4

2023 R&G British Talent Cup

FREE PRACTICE 2 - SECTOR ANALYSIS



SECTOR 1 = FL to I1, SECTOR 2 = I1 to I2, SECTOR 3 = I2 to FL, DIFF = Difference To Personal Best Lap, P = Crossed Finish Line in Pit Lane, D = Time Disallowed

P15 33		Eli BANISH				Honda - VisionTrack Racing Team			
IDEAL LAP TIME : 55.192		BEST LAP TIME : 55.210		DIFFERENCE : 0.018					
LAP	SECTOR 1	SECTOR 2		SECTOR 3		LAP TIME	MPH	DIFF	TIME OF DAY
1 -	OUTLAP	22.846	105.3	16.569	99.1				12:33:27.609
2 -	19.612	22.697	106.1	16.086	98.8	58.395	78.10	3.185	12:34:26.004
3 -	18.670	21.753	107.3	16.111	99.2	56.534	80.67	1.324	12:35:22.538
4 -	18.644	21.794	107.5	16.083	99.2	56.521	80.69	1.311	12:36:19.059
5 -	18.575	21.829	108.4	16.085	99.8	56.489	80.74	1.279	12:37:15.548
6 -	18.547	21.543	108.2	15.883	99.7	55.973	81.48	0.763	12:38:11.521
7 -	18.568	21.629	108.0	16.004	100.6	56.201	81.15	0.991	12:39:07.722
8 -	18.327	21.657	107.3	16.030	99.2	56.014	81.42	0.804	12:40:03.736
9 -	18.542	21.728	107.8	16.073	100.1	56.343	80.95	1.133	12:41:00.079
10 -	18.468	21.570	108.2	15.737	100.7	55.775	81.77	0.565	12:41:55.854
11 -	18.443	21.523	108.0	20.332	26.6	1:00.298	75.64	5.088	12:42:56.152
12 -	OUTLAP	22.424	105.3	16.141	99.1	2:10.417	34.97	1:15.207	12:45:06.569
13 -	18.753	21.725	107.0	15.995	99.7	56.473	80.76	1.263	12:46:03.042
14 -	18.646	21.507	108.0	15.883	100.0	56.036	81.39	0.826	12:46:59.078
15 -	18.328	21.610	107.2	15.805	100.3	55.743	81.82	0.533	12:47:54.821
16 -	18.548	21.725	107.0	15.876	101.2	56.149	81.23	0.939	12:48:50.970
17 -	18.764	22.186	107.7	19.507	29.9	1:00.457	75.44	5.247	12:49:51.427
18 -	OUTLAP	22.466	105.5	15.961	100.0	1:23.364	54.71	28.154	12:51:14.791
19 -	18.367	21.400	108.2	15.766	100.0	55.533 (3)	82.13	0.323	12:52:10.324
20 -	18.705	21.483	107.3	16.580	100.4	56.768	80.34	1.558	12:53:07.092
21 -	18.897	22.928	108.0	19.732	32.0	1:01.557	74.09	6.347	12:54:08.649
22 -	OUTLAP	21.655	107.7	15.855	101.8	1:10.321	64.86	15.111	12:55:18.970
23 -	18.269	21.313	108.4	15.649	100.9	55.231 (2)	82.58	0.021	12:56:14.201
24 -	18.231	21.312	108.2	15.667	100.9	55.210 (1)	82.61		12:57:09.411

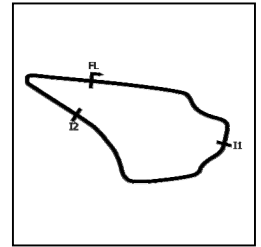
P16 21		Troy JEFFREY				Honda - Talentum Motorsport by Azure Notions			
IDEAL LAP TIME : 55.170		BEST LAP TIME : 55.218		DIFFERENCE : 0.048					
LAP	SECTOR 1	SECTOR 2		SECTOR 3		LAP TIME	MPH	DIFF	TIME OF DAY
1 -	OUTLAP	22.603	106.3	16.061	99.5				12:33:15.984
2 -	18.428	21.775	108.5	15.953	100.1	56.156	81.22	0.938	12:34:12.140
3 -	18.468	22.122	106.6	16.077	100.0	56.667	80.48	1.449	12:35:08.807
4 -	18.493	21.641	109.4	15.809	100.4	55.943	81.53	0.725	12:36:04.750
5 -	18.353	21.586	109.4	15.936	100.9	55.875	81.63	0.657	12:37:00.625
6 -	18.885	22.022	109.4	16.509	101.3	57.416	79.43	2.198	12:37:58.041
7 -	18.609	21.831	110.3	16.308	99.5	56.748	80.37	1.530	12:38:54.789
8 -	19.187	21.973	108.7	16.027	100.6	57.187	79.75	1.969	12:39:51.976
9 -	18.697	22.016	108.5	16.842	98.5	57.555	79.24	2.337	12:40:49.531
10 -	18.909	21.793	108.7	16.325	98.9	57.027	79.98	1.809	12:41:46.558
11 -	18.868	22.171	107.2	15.992	99.2	57.031	79.97	1.813	12:42:43.589
12 -	18.375	21.637	107.3	15.801	99.8	55.813 (3)	81.72	0.595	12:43:39.402
13 -	18.525	21.633	108.7	15.779	98.9	55.937	81.54	0.719	12:44:35.339
14 -	18.321	21.382	106.8	15.846	98.9	55.549 (2)	82.10	0.331	12:45:30.888
15 -	18.463	21.692	106.8	16.030	98.9	56.185	81.18	0.967	12:46:27.073
16 -	18.520	21.914	107.3	19.687	31.6	1:00.121	75.86	4.903	12:47:27.194
17 -	OUTLAP	23.507	104.0	16.208	99.1	3:29.252	21.79	2:34.034	12:50:56.446
18 -	18.462	21.715	106.5	15.987	98.8	56.464 D	81.21	0.946	12:51:52.610
19 -	18.364	22.061	105.6	16.652	97.2	57.077	79.91	1.859	12:52:49.687
20 -	18.587	21.664	107.8	16.634	95.7	56.885	80.18	1.667	12:53:46.572
21 -	18.369	21.322	109.1	15.527	101.0	55.218 (1)	82.60		12:54:41.790
22 -	18.349	21.832	109.1	15.909	99.5	56.090	81.31	0.872	12:55:37.880
23 -	18.510	22.129	106.6	15.892	100.3	56.531	80.68	1.313	12:56:34.411
24 -	18.504	21.582	107.0	15.795	100.0	55.881	81.62	0.663	12:57:30.292

MCRCB BULLETIN TK119

2023 Bennetts British Superbike Championship - Round 4

2023 R&G British Talent Cup

FREE PRACTICE 2 - SECTOR ANALYSIS



SECTOR 1 = FL to I1, SECTOR 2 = I1 to I2, SECTOR 3 = I2 to FL, DIFF = Difference To Personal Best Lap, P = Crossed Finish Line in Pit Lane, D = Time Disallowed

P17 61		Harrison MACKAY				Honda - Wilson Racing / Super Soco			
IDEAL LAP TIME : 55.197		BEST LAP TIME : 55.219		DIFFERENCE : 0.022					
LAP	SECTOR 1	SECTOR 2		SECTOR 3		LAP TIME	MPH	DIFF	TIME OF DAY
1 -	OUTLAP	23.167	105.1	16.592	99.2				12:33:12.677
2 -	18.994	22.318	107.0	16.114	99.2	57.426	79.42	2.207	12:34:10.103
3 -	18.727	22.135	106.0	16.043	99.8	56.905	80.15	1.686	12:35:07.008
4 -	18.564	21.937	106.0	16.127	101.3	56.628	80.54	1.409	12:36:03.636
5 -	18.813	21.883	107.7	15.985	101.8	56.681	80.46	1.462	12:37:00.317
6 -	18.905	22.166	108.2	16.068	100.4	57.139	79.82	1.920	12:37:57.456
7 -	18.878	22.043	108.2	15.970	99.2	56.891	80.17	1.672	12:38:54.347
8 -	18.503	21.914	105.0	15.884	99.2	56.301	81.01	1.082	12:39:50.648
9 -	18.521	21.748	105.5	15.865	99.5	56.134	81.25	0.915	12:40:46.782
10 -	18.797	22.044	106.0	15.798	100.0	56.639	80.52	1.420	12:41:43.421
11 -	18.380	21.586	106.0	15.825	100.0	55.791	81.75	0.572	12:42:39.212
12 -	18.412	21.609	105.8	15.838	98.9	55.859	81.65	0.640	12:43:35.071
13 -	18.405	21.510	106.5	15.729	99.8	55.644 (2)	81.96	0.425	12:44:30.715
14 -	19.051	21.809	104.6	15.792	99.5	56.652	80.51	1.433	12:45:27.367
15 -	18.301	21.565	105.0	15.830	99.1	55.696	81.89	0.477	12:46:23.063
16 -	19.020	23.081	101.9	20.921	35.9	1:03.022	72.37	7.803	12:47:26.085
17 -	OUTLAP	22.267	104.6	16.162	97.9	1:58.566	38.46	1:03.347	12:49:24.651
18 -	18.515	21.660	103.8	15.899	99.4	56.074	81.34	0.855	12:50:20.725
19 -	18.520	21.616	104.8	15.803	99.4	55.939	81.53	0.720	12:51:16.664
20 -	18.360	21.585	105.8	15.780	100.9	55.725	81.85	0.506	12:52:12.389
21 -	18.192	21.338	106.8	15.689	101.3	55.219 (1)	82.60		12:53:07.608
22 -	18.604	22.967	106.8	15.881	98.2	57.452	79.38	2.233	12:54:05.060
23 -	18.387	21.724	106.5	15.757	99.7	55.868	81.64	0.649	12:55:00.928
24 -	18.236	21.638	105.5	15.819	100.0	55.693 (3)	81.89	0.474	12:55:56.621
25 -	18.361	21.316	107.7	16.364	94.9	56.041	81.38	0.822	12:56:52.662
26 -	18.751	22.207	105.6	16.231	96.6	57.189	79.75	1.970	12:57:49.851

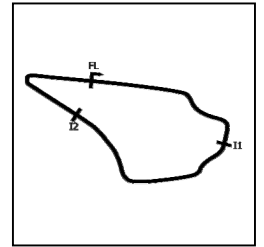
P18 29		Lucas BROWN				Honda - Amphibian Scaffolding / SP125 Racing			
IDEAL LAP TIME : 54.900		BEST LAP TIME : 55.266		DIFFERENCE : 0.366					
LAP	SECTOR 1	SECTOR 2		SECTOR 3		LAP TIME	MPH	DIFF	TIME OF DAY
1 -	OUTLAP	22.472	104.2	16.053	98.3				12:33:01.486
2 -	18.500	21.961	105.0	16.017	96.0	56.478	80.75	1.212	12:33:57.964
3 -	18.548	21.738	105.1	15.856	97.6	56.142	81.24	0.876	12:34:54.106
4 -	18.313	21.585	105.5	15.674	97.6	55.572 D	82.07	0.306	12:35:49.678
5 -	18.376	21.579	105.3	15.614	97.9	55.569	82.08	0.303	12:36:45.247
6 -	18.235	21.571	105.5	15.760	98.1	55.566	82.08	0.300	12:37:40.813
7 -	18.236	21.462	105.6	15.699	97.1	55.397 (2)	82.33	0.131	12:38:36.210
8 -	18.256	21.627	104.8	16.745	95.7	56.628	80.54	1.362	12:39:32.838
9 -	19.237	24.207	104.8	15.753	98.2	59.197	77.04	3.931	12:40:32.035
10 -	18.322	21.732	106.0	16.004	99.1	56.058	81.36	0.792	12:41:28.093
11 -	18.427	21.294	105.8	15.653	98.2	55.374 D	82.36	0.108	12:42:23.467
12 -	18.120	21.558	105.6	15.767	96.2	55.445 (3)	82.26	0.179	12:43:18.912
13 -	18.376	26.163	103.5	21.378	28.6	1:05.917	69.19	10.651	12:44:24.829
14 -	OUTLAP	24.060	104.0	15.809	97.5	6:32.661	11.61	5:37.395	12:50:57.490
15 -	18.334	21.309	106.0	15.822	98.5	55.465	82.23	0.199	12:51:52.955
16 -	18.181	21.748	104.2	15.712	97.6	55.641	81.97	0.375	12:52:48.596
17 -	18.191	21.669	104.2	15.828	95.3	55.688	81.90	0.422	12:53:44.284
18 -	18.786	24.513	105.1	15.676	97.8	58.975	77.33	3.709	12:54:43.259
19 -	18.141	21.440	105.8	15.685	98.8	55.266 (1)	82.53		12:55:38.525
20 -	18.099	21.669	106.1	15.703	98.2	55.471	82.22	0.205	12:56:33.996
21 -	18.127	21.404	105.6	15.507	98.2	55.038 D	82.87		12:57:29.034

MCRCB BULLETIN TK119

2023 Bennetts British Superbike Championship - Round 4

2023 R&G British Talent Cup

FREE PRACTICE 2 - SECTOR ANALYSIS



SECTOR 1 = FL to I1, SECTOR 2 = I1 to I2, SECTOR 3 = I2 to FL, DIFF = Difference To Personal Best Lap, P = Crossed Finish Line in Pit Lane, D = Time Disallowed

P19 8		Alfie DAVIDSON				Honda - Banks Racing			
IDEAL LAP TIME : 55.189		BEST LAP TIME : 55.284		DIFFERENCE : 0.095					
LAP	SECTOR 1	SECTOR 2		SECTOR 3		LAP TIME	MPH	DIFF	TIME OF DAY
1 -	OUTLAP	23.099	103.4	16.268	98.6				12:33:07.678
2 -	18.791	21.936	108.7	15.977	99.4	56.704	80.43	1.420	12:34:04.382
3 -	19.026	22.334	108.7	15.768	100.9	57.128	79.84	1.844	12:35:01.510
4 -	19.214	22.260	107.7	16.364	96.9	57.838	78.86	2.554	12:35:59.348
5 -	19.099	22.303	107.5	15.894	100.1	57.296	79.60	2.012	12:36:56.644
6 -	18.461	21.664	108.0	15.648	100.3	55.773	81.77	0.489	12:37:52.417
7 -	18.325	21.938	108.5	20.276	33.0	1:00.539	75.34	5.255	12:38:52.956
8 -	OUTLAP	22.073	107.2	15.843	100.3	2:00.761	37.76	1:05.477	12:40:53.717
9 -	18.638	21.974	104.2	15.861	100.4	56.473	80.76	1.189	12:41:50.190
10 -	18.362	21.688	107.8	15.623	100.9	55.673	81.92	0.389	12:42:45.863
11 -	18.694	21.765	107.5	15.895	99.5	56.354	80.93	1.070	12:43:42.217
12 -	18.632	21.666	106.6	15.675	100.0	55.973	81.48	0.689	12:44:38.190
13 -	18.336	21.675	106.3	15.705	100.1	55.716	81.86	0.432	12:45:33.906
14 -	18.740	23.006	87.2	21.589	34.0	1:03.335	72.01	8.051	12:46:37.241
15 -	OUTLAP	22.442	101.8	15.859	100.7	2:16.194	33.48	1:20.910	12:48:53.435
16 -	18.250	21.635	106.5	15.656	99.7	55.541 (2)	82.12	0.257	12:49:48.976
17 -	18.353	21.736	107.3	15.667	100.3	55.756	81.80	0.472	12:50:44.732
18 -	18.202	21.547	106.5	18.885	96.8	58.634	77.78	3.350	12:51:43.366
19 -	18.380	21.617	108.7	15.867	101.5	55.864	81.64	0.580	12:52:39.230
20 -	18.685	21.634	106.8	15.625	99.8	55.944	81.52	0.660	12:53:35.174
21 -	18.262	21.639	106.1	15.650	100.3	55.551 (3)	82.10	0.267	12:54:30.725
22 -	18.297	21.489	107.8	15.498	101.6	55.284 (1)	82.50		12:55:26.009
23 -	18.705	23.993	73.1	18.944	97.9	1:01.642	73.99	6.358	12:56:27.651
24 -	18.938	22.897	93.5	16.516	97.6	58.351	78.16	3.067	12:57:26.002

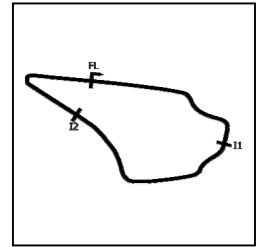
P20 65		Alexander ROWAN				Honda - Mortimer Racing Victoria House Academy			
IDEAL LAP TIME : 55.069		BEST LAP TIME : 55.373		DIFFERENCE : 0.304					
LAP	SECTOR 1	SECTOR 2		SECTOR 3		LAP TIME	MPH	DIFF	TIME OF DAY
1 -	OUTLAP	22.505	106.8	16.208	100.7				12:33:06.488
2 -	18.749	22.212	108.2	15.982	101.9	56.943	80.09	1.570	12:34:03.431
3 -	18.758	21.715	107.2	16.004	100.4	56.477	80.76	1.104	12:34:59.908
4 -	18.596	21.710	108.2	15.843	99.8	56.149	81.23	0.776	12:35:56.057
5 -	18.367	21.505	107.3	15.775	100.0	55.647	81.96	0.274	12:36:51.704
6 -	18.376	21.309	108.0	15.823	99.7	55.508 (2)	82.17	0.135	12:37:47.212
7 -	18.541	21.475	107.5	15.853	101.3	55.869	81.63	0.496	12:38:43.081
8 -	18.262	21.934	107.8	15.789	100.0	55.985 D	81.47	0.612	12:39:39.066
9 -	18.401	21.510	107.5	15.821	99.5	55.732	81.84	0.359	12:40:34.798
10 -	18.466	21.455	106.6	15.884	101.0	55.805 D	81.73	0.432	12:41:30.603
11 -	18.103	21.357	106.8	16.022	100.7	55.482 D	82.20	0.109	12:42:26.085
12 -	18.255	21.453	108.0	15.840	99.2	55.548	82.11	0.175	12:43:21.633
13 -	18.243	21.788	106.3	16.420	99.7	56.451	80.79	1.078	12:44:18.084
14 -	18.357	21.410	106.8	15.754	98.9	55.521 (3)	82.15	0.148	12:45:13.605
15 -	18.709	21.773	105.3	18.928	33.1	59.410	76.77	4.037	12:46:13.015
16 -	OUTLAP	21.742	107.5	15.963	99.2	5:29.770	13.83	4:34.397	12:51:42.785
17 -	18.472	21.891	108.9	15.733	100.1	56.096	81.30	0.723	12:52:38.881
18 -	18.324	21.798	107.8	15.769	99.5	55.891	81.60	0.518	12:53:34.772
19 -	18.445	21.459	107.3	15.773	99.8	55.677	81.92	0.304	12:54:30.449
20 -	18.326	21.241	107.8	15.806	100.7	55.373 (1)	82.37		12:55:25.822
21 -	18.563	21.844	106.6	15.725	99.8	56.132	81.25	0.759	12:56:21.954
22 -	18.346	21.425	106.1	15.772	99.4	55.543	82.11	0.170	12:57:17.497

MCRCB BULLETIN TK119

2023 Bennetts British Superbike Championship - Round 4

2023 R&G British Talent Cup

FREE PRACTICE 2 - SECTOR ANALYSIS



SECTOR 1 = FL to I1, SECTOR 2 = I1 to I2, SECTOR 3 = I2 to FL, DIFF = Difference To Personal Best Lap, P = Crossed Finish Line in Pit Lane, D = Time Disallowed

P21 76		Charlie HUNTINGFORD				Honda - Opteven Mototechniks			
IDEAL LAP TIME : 55.253		BEST LAP TIME : 55.445		DIFFERENCE : 0.192					
LAP	SECTOR 1	SECTOR 2	SECTOR 3	LAP TIME	MPH	DIFF	TIME OF DAY		
1 -	OUTLAP	23.346	104.3	16.896	99.1		12:33:05.084		
2 -	19.206	22.595	106.3	16.415	97.3	58.216	78.34	2.771	12:34:03.300
3 -	19.438	22.249	108.4	16.099	99.1	57.786	78.93	2.341	12:35:01.086
4 -	18.853	22.052	106.8	15.957	99.2	56.862	80.21	1.417	12:35:57.948
5 -	18.942	21.883	107.5	16.244	96.0	57.069	79.92	1.624	12:36:55.017
6 -	18.623	21.635	108.0	15.621	100.0	55.879	81.62	0.434	12:37:50.896
7 -	18.458	21.485	107.7	16.005	98.9	55.948	81.52	0.503	12:38:46.844
8 -	18.673	21.597	106.5	16.071	99.4	56.341	80.95	0.896	12:39:43.185
9 -	18.533	21.622	106.5	15.753	99.2	55.908	81.58	0.463	12:40:39.093
10 -	18.445	21.685	106.6	15.780	98.6	55.910	81.57	0.465	12:41:35.003
11 -	18.400	21.537	106.1	15.727	99.5	55.664	81.94	0.219	12:42:30.667
12 -	18.374	22.547	102.6	16.146	95.8	57.067	79.92	1.622	12:43:27.734
13 -	18.816	21.769	107.2	16.382	98.1	56.967 D	80.06	1.522	12:44:24.701
14 -	18.578	21.606	106.8	16.270	97.5	56.454	80.79	1.009	12:45:21.155
15 -	18.650	21.571	105.6	15.856	98.8	56.077	81.33	0.632	12:46:17.232
16 -	18.269	21.380	105.8	15.796	98.8	55.445 (1)	82.26		12:47:12.677
17 -	18.325	21.470	105.6	15.990	95.4	55.785	81.76	0.340	12:48:08.462
18 -	18.942	22.078	104.6	16.468	99.2	57.488	79.34	2.043	12:49:05.950
19 -	18.409	21.454	106.6	15.655	98.1	55.518 (2)	82.15	0.073	12:50:01.468
20 -	18.527	21.741	106.1	16.134	98.2	56.402	80.86	0.957	12:50:57.870
21 -	18.377	21.458	107.0	15.758	99.5	55.593 (3)	82.04	0.148	12:51:53.463
22 -	18.277	21.603	107.5	16.175	100.7	56.055	81.36	0.610	12:52:49.518
23 -	18.379	21.451	107.3	15.834	98.9	55.664	81.94	0.219	12:53:45.182
24 -	18.433	21.736	106.1	15.730	99.1	55.899	81.59	0.454	12:54:41.081
25 -	18.320	22.028	106.6	15.604	99.2	55.952	81.51	0.507	12:55:37.033
26 -	19.108	21.949	107.0	16.011	97.6	57.068	79.92	1.623	12:56:34.101
27 -	18.411	21.471	106.3	15.865	99.4	55.747	81.81	0.302	12:57:29.848

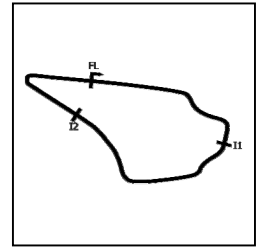
P22 11		Iwan JONES				Honda - Jones Brothers Racing Team			
IDEAL LAP TIME : 55.352		BEST LAP TIME : 55.545		DIFFERENCE : 0.193					
LAP	SECTOR 1	SECTOR 2	SECTOR 3	LAP TIME	MPH	DIFF	TIME OF DAY		
1 -	OUTLAP	22.996	105.8	17.313	99.2		12:33:17.823		
2 -	19.099	22.135	107.7	16.051	98.9	57.285	79.62	1.740	12:34:15.108
3 -	18.818	22.041	106.3	16.041	99.2	56.900	80.16	1.355	12:35:12.008
4 -	18.826	22.017	107.3	16.049	98.1	56.892	80.17	1.347	12:36:08.900
5 -	18.741	21.882	108.2	16.590	99.1	57.213	79.72	1.668	12:37:06.113
6 -	18.735	22.057	107.5	16.249	100.1	57.041	79.96	1.496	12:38:03.154
7 -	18.615	21.864	105.8	15.802	98.9	56.281	81.04	0.736	12:38:59.435
8 -	18.700	21.873	105.6	15.964	98.6	56.537	80.67	0.992	12:39:55.972
9 -	19.189	21.827	107.5	16.339	97.9	57.355	79.52	1.810	12:40:53.327
10 -	18.682	21.550	106.1	15.653	99.2	55.885 (3)	81.61	0.340	12:41:49.212
11 -	18.767	21.747	105.8	15.823	98.9	56.337	80.96	0.792	12:42:45.549
12 -	18.742	21.919	106.3	19.472	39.4	1:00.133	75.85	4.588	12:43:45.682
13 -	OUTLAP	22.393	104.8	16.076	98.8	5:40.374	13.40	4:44.829	12:49:26.056
14 -	18.403	21.784	106.8	15.716	99.1	55.903 D	81.58	0.358	12:50:21.959
15 -	18.424	21.563	105.8	15.719	98.9	55.706 (2)	81.87	0.161	12:51:17.665
16 -	18.518	21.946	106.3	15.522	99.7	55.986	81.46	0.441	12:52:13.651
17 -	18.293	21.537	106.1	15.715	97.5	55.545 (1)	82.11		12:53:09.196
18 -	18.619	21.959	106.5	16.129	97.5	56.707	80.43	1.162	12:54:05.903
19 -	18.403	22.572	101.9	16.644	95.8	57.619 D	79.15	2.074	12:55:03.522
20 -	18.592	21.700	105.8	15.688	99.1	55.980	81.47	0.435	12:55:59.502
21 -	18.514	21.736	106.6	15.817	99.5	56.067 D	81.35	0.522	12:56:55.569
22 -	18.732	22.394	103.5	16.115	98.6	57.241	79.68	1.696	12:57:52.810

MCRCB BULLETIN TK119

2023 Bennetts British Superbike Championship - Round 4

2023 R&G British Talent Cup

FREE PRACTICE 2 - SECTOR ANALYSIS



SECTOR 1 = FL to I1, SECTOR 2 = I1 to I2, SECTOR 3 = I2 to FL, DIFF = Difference To Personal Best Lap, P = Crossed Finish Line in Pit Lane, D = Time Disallowed

P23 42		Ben JOLLIFFE				Honda - Wilson Racing			
IDEAL LAP TIME : 55.749		BEST LAP TIME : 55.749		DIFFERENCE : 0.000					
LAP	SECTOR 1	SECTOR 2		SECTOR 3		LAP TIME	MPH	DIFF	TIME OF DAY
1 -	OUTLAP	23.147	106.6	16.471	99.2				12:33:13.393
2 -	19.353	22.326	108.2	16.182	101.9	57.861	78.82	2.112	12:34:11.254
3 -	19.067	22.319	107.7	17.136	99.7	58.522	77.93	2.773	12:35:09.776
4 -	18.948	22.276	107.3	16.126	100.6	57.350	79.53	1.601	12:36:07.126
5 -	19.338	22.254	108.0	16.028	100.1	57.620	79.15	1.871	12:37:04.746
6 -	18.902	22.289	108.4	19.118	96.5	1:00.309	75.62	4.560	12:38:05.055
7 -	19.603	22.862	107.5	16.091	100.7	58.556	77.89	2.807	12:39:03.611
8 -	18.767	22.241	106.6	16.043	100.3	57.051	79.94	1.302	12:40:00.662
9 -	18.740	21.979	107.5	15.966	100.9	56.685	80.46	0.936	12:40:57.347
10 -	18.837	22.191	107.5	15.894	100.1	56.922	80.12	1.173	12:41:54.269
11 -	18.636	21.886	107.2	16.421	98.1	56.943	80.09	1.194	12:42:51.212
12 -	18.883	22.220	107.2	15.977	101.0	57.080	79.90	1.331	12:43:48.292
13 -	18.472	22.254	106.1	18.197	98.2	58.923	77.40	3.174	12:44:47.215
14 -	18.788	22.060	106.8	16.026	99.7	56.874	80.19	1.125	12:45:44.089
15 -	18.641	21.918	107.2	15.924	99.1	56.483	80.75	0.734	12:46:40.572
16 -	19.391	22.235	106.5	22.455	24.3	1:04.081	71.17	8.332	12:47:44.653
17 -	OUTLAP	22.291	106.6	16.074	98.1	1:40.875	45.21	45.126	12:49:25.528
18 -	18.567	22.060	106.1	15.922	101.8	56.549	80.65	0.800	12:50:22.077
19 -	18.807	21.710	107.5	16.540	99.2	57.057	79.93	1.308	12:51:19.134
20 -	18.446	22.206	107.3	15.817	100.0	56.469	80.77	0.720	12:52:15.603
21 -	18.530	21.826	107.2	15.850	100.1	56.206 (2)	81.14	0.457	12:53:11.809
22 -	18.628	22.334	107.2	15.918	99.5	56.880	80.18	1.131	12:54:08.689
23 -	18.712	22.054	108.0	15.879	102.1	56.645	80.52	0.896	12:55:05.334
24 -	18.442	21.664	107.8	15.643	101.2	55.749 (1)	81.81		12:56:01.083
25 -	18.599	22.022	107.2	15.757	101.0	56.378 (3)	80.90	0.629	12:56:57.461
26 -	19.055	23.485	99.5	22.954	27.0	1:05.494	69.64	9.745	12:58:02.955

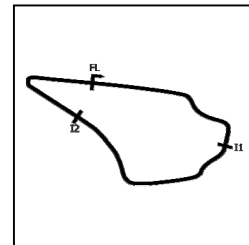
P24 28		Charlie BARNES				Honda - Talentum Motorsport by Azure Notions			
IDEAL LAP TIME : 55.842		BEST LAP TIME : 56.034		DIFFERENCE : 0.192					
LAP	SECTOR 1	SECTOR 2		SECTOR 3		LAP TIME	MPH	DIFF	TIME OF DAY
1 -	OUTLAP	23.082	104.5	16.701	97.5				12:33:12.470
2 -	19.033	22.467	104.3	16.330	99.4	57.830	78.87	1.796	12:34:10.300
3 -	18.893	22.428	107.3	16.287	100.0	57.608 D	79.17	1.574	12:35:07.908
4 -	18.908	22.006	106.6	16.161	101.5	57.075	79.91	1.041	12:36:04.983
5 -	18.775	21.974	107.3	15.979	99.8	56.728	80.40	0.694	12:37:01.711
6 -	18.817	22.183	105.5	16.060	100.4	57.060	79.93	1.026	12:37:58.771
7 -	18.846	21.956	106.3	16.247	99.4	57.049	79.95	1.015	12:38:55.820
8 -	18.778	22.008	106.8	15.940	101.8	56.726	80.40	0.692	12:39:52.546
9 -	18.859	21.849	107.2	16.171	99.7	56.879	80.18	0.845	12:40:49.425
10 -	18.695	21.924	106.6	15.926	99.5	56.545	80.66	0.511	12:41:45.970
11 -	18.583	21.864	106.0	15.935	99.1	56.382	80.89	0.348	12:42:42.352
12 -	18.614	22.051	105.3	16.053	99.7	56.718	80.41	0.684	12:43:39.070
13 -	18.576	21.685	106.0	16.106	100.3	56.367 D	80.91	0.333	12:44:35.437
14 -	18.725	21.779	104.5	15.972	99.5	56.476	80.76	0.442	12:45:31.913
15 -	18.410	21.974	106.1	15.805	98.9	56.189 (2)	81.17	0.155	12:46:28.102
16 -	18.547	21.740	106.1	15.747	99.1	56.034 (1)	81.39		12:47:24.136
17 -	18.522	22.055	105.6	22.453	34.0	1:03.030 D	72.36	6.996	12:48:27.166
18 -	OUTLAP	22.396	104.5	16.840	96.0	3:32.736	21.44	2:36.702	12:51:59.902
19 -	19.005	22.281	104.3	16.109	98.9	57.395	79.46	1.361	12:52:57.297
20 -	18.617	21.967	105.3	15.783	98.3	56.367 (3)	80.91	0.333	12:53:53.664
21 -	18.609	22.291	105.1	16.132	98.5	57.032	79.97	0.998	12:54:50.696
22 -	18.507	21.799	105.0	16.024	98.3	56.330 D	80.97	0.296	12:55:47.026
23 -	18.697	21.824	104.8	16.152	98.3	56.673	80.48	0.639	12:56:43.699
24 -	18.677	21.844	104.8	17.606	94.5	58.127	78.46	2.093	12:57:41.826

MCRCB BULLETIN TK119

2023 Bennetts British Superbike Championship - Round 4

2023 R&G British Talent Cup

FREE PRACTICE 2 - SECTOR ANALYSIS



SECTOR 1 = FL to I1, SECTOR 2 = I1 to I2, SECTOR 3 = I2 to FL, DIFF = Difference To Personal Best Lap, P = Crossed Finish Line in Pit Lane, D = Time Disallowed

P25 71		Daniel GOODMAN				Honda - VisionTrack Racing Team			
IDEAL LAP TIME : 56.131		BEST LAP TIME : 56.173		DIFFERENCE : 0.042					
LAP	SECTOR 1	SECTOR 2	SECTOR 3	LAP TIME	MPH	DIFF	TIME OF DAY		
1 -	OUTLAP	22.979	101.9	16.962	97.8				12:33:16.829
2 -	19.085	22.169	105.8	16.193	98.2	57.447	79.39	1.274	12:34:14.276
3 -	18.972	22.039	105.8	15.999	98.5	57.010	80.00	0.837	12:35:11.286
4 -	18.885	22.075	106.8	16.179	98.6	57.139	79.82	0.966	12:36:08.425
5 -	18.775	22.011	106.6	16.754	99.5	57.540	79.26	1.367	12:37:05.965
6 -	18.669	21.999	106.8	16.415	98.8	57.083	79.90	0.910	12:38:03.048
7 -	18.996	22.438	102.7	23.283	26.8	1:04.717	70.47	8.544	12:39:07.765
8 -	OUTLAP	22.702	104.2	16.305	97.8	2:01.476	37.54	1:05.303	12:41:09.241
9 -	19.017	22.239	104.3	16.271	97.5	57.527	79.28	1.354	12:42:06.768
10 -	18.827	22.122	104.8	16.279	97.9	57.228	79.70	1.055	12:43:03.996
11 -	18.872	21.926	105.0	16.133	98.3	56.931	80.11	0.758	12:44:00.927
12 -	18.845	22.133	104.8	16.162	98.2	57.140	79.82	0.967	12:44:58.067
13 -	18.641	21.918	105.0	16.037	98.1	56.596	80.59	0.423	12:45:54.663
14 -	19.332	22.223	105.3	16.354	98.9	57.909	78.76	1.736	12:46:52.572
15 -	18.891	22.029	104.6	16.411	98.9	57.331	79.55	1.158	12:47:49.903
16 -	18.639	22.168	105.1	16.045	98.3	56.852	80.22	0.679	12:48:46.755
17 -	18.589	22.099	105.1	15.910	98.2	56.598	80.58	0.425	12:49:43.353
18 -	19.058	22.800	101.5	16.366	98.8	58.224	78.33	2.051	12:50:41.577
19 -	18.745	22.071	105.6	15.868	98.2	56.684	80.46	0.511	12:51:38.261
20 -	18.614	21.868	105.5	15.879	99.1	56.361 (2)	80.92	0.188	12:52:34.622
21 -	18.640	21.838	106.1	16.501	98.9	56.979	80.04	0.806	12:53:31.601
22 -	18.739	22.465	102.2	16.455	98.6	57.659	79.10	1.486	12:54:29.260
23 -	18.463	21.880	105.8	15.830	98.8	56.173 (1)	81.19		12:55:25.433
24 -	18.668	22.549	103.0	17.986	98.2	59.203	77.04	3.030	12:56:24.636
25 -	18.587	21.937	105.3	15.989	98.6	56.513 (3)	80.70	0.340	12:57:21.149

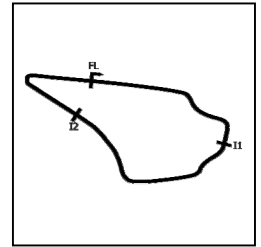
P26 88		Sviatoslav PYLYPENKO				Honda - Microlise Cresswell Racing			
IDEAL LAP TIME : 56.254		BEST LAP TIME : 56.364		DIFFERENCE : 0.110					
LAP	SECTOR 1	SECTOR 2	SECTOR 3	LAP TIME	MPH	DIFF	TIME OF DAY		
1 -	OUTLAP	23.420	102.9	16.860	96.2				12:33:08.740
2 -	19.480	22.444	104.3	16.318	96.4	58.242	78.31	1.878	12:34:06.982
3 -	19.091	22.917	102.6	16.237	96.4	58.245	78.30	1.881	12:35:05.227
4 -	18.733	22.092	104.5	16.136	96.9	56.961	80.07	0.597	12:36:02.188
5 -	18.968	22.521	105.5	16.218	97.9	57.707	79.03	1.343	12:36:59.895
6 -	19.175	22.305	106.0	16.559	97.6	58.039	78.58	1.675	12:37:57.934
7 -	19.269	22.084	104.8	16.858	95.3	58.211	78.35	1.847	12:38:56.145
8 -	19.021	22.030	105.3	16.026	97.3	57.077	79.91	0.713	12:39:53.222
9 -	18.891	21.936	104.8	16.022	97.8	56.849	80.23	0.485	12:40:50.071
10 -	18.833	22.047	105.0	15.898	98.3	56.778	80.33	0.414	12:41:46.849
11 -	18.867	22.311	104.8	21.979	31.1	1:03.157	72.21	6.793	12:42:50.006
12 -	OUTLAP	22.387	102.7	16.214	95.3	1:15.465	60.44	19.101	12:44:05.471
13 -	18.824	21.976	103.8	16.119	96.4	56.919	80.13	0.555	12:45:02.390
14 -	18.773	22.202	100.3	23.037	27.4	1:04.012	71.25	7.648	12:46:06.402
15 -	OUTLAP	22.278	104.0	16.072	96.9	1:35.600	47.71	39.236	12:47:42.002
16 -	18.703	21.720	104.3	15.997	96.6	56.420 (2)	80.84	0.056	12:48:38.422
17 -	18.649	21.818	104.8	15.897	96.9	56.364 (1)	80.92		12:49:34.786
18 -	18.637	21.829	104.0	16.081	96.2	56.547 (3)	80.66	0.183	12:50:31.333
19 -	18.729	21.961	104.0	16.112	96.4	56.802	80.29	0.438	12:51:28.135
20 -	18.706	22.212	101.5	22.616	27.8	1:03.534	71.79	7.170	12:52:31.669
21 -	OUTLAP	22.494	103.4	16.201	96.2	2:21.571	32.21	1:25.207	12:54:53.240
22 -	18.871	22.033	103.8	16.217	95.5	57.121	79.85	0.757	12:55:50.361
23 -	18.688	21.974	103.2	16.022	96.6	56.684	80.46	0.320	12:56:47.045
24 -	18.874	22.203	103.2	16.202	97.5	57.279	79.62	0.915	12:57:44.324

MCRCB BULLETIN TK119

2023 Bennetts British Superbike Championship - Round 4

2023 R&G British Talent Cup

FREE PRACTICE 2 - SECTOR ANALYSIS



SECTOR 1 = FL to I1, SECTOR 2 = I1 to I2, SECTOR 3 = I2 to FL, DIFF = Difference To Personal Best Lap, P = Crossed Finish Line in Pit Lane, D = Time Disallowed

P27 41		Luca HOPKINS				Honda - Barnsdale Leisure / SP125 Racing			
IDEAL LAP TIME : 56.546		BEST LAP TIME : 56.578		DIFFERENCE : 0.032					
LAP	SECTOR 1	SECTOR 2	SECTOR 3	LAP TIME	MPH	DIFF	TIME OF DAY		
1 -	OUTLAP	23.178	104.5	16.574	99.4		12:33:03.942		
2 -	19.772	22.759	105.6	16.194	99.5	58.725	77.66	2.147	12:34:02.667
3 -	19.862	22.382	106.0	16.292	100.4	58.536	77.91	1.958	12:35:01.203
4 -	19.398	22.259	107.3	16.413	98.9	58.070	78.54	1.492	12:35:59.273
5 -	19.050	22.105	108.0	16.423	99.7	57.578	79.21	1.000	12:36:56.851
6 -	19.009	22.078	108.5	16.001	100.6	57.088	79.89	0.510	12:37:53.939
7 -	18.934	21.979	108.4	15.915	101.2	56.828	80.26	0.250	12:38:50.767
8 -	18.934	22.318	107.2	16.028	99.8	57.280	79.62	0.702	12:39:48.047
9 -	19.254	22.321	106.5	16.135	99.2	57.710	79.03	1.132	12:40:45.757
10 -	19.130	22.656	107.0	16.047	101.2	57.833	78.86	1.255	12:41:43.590
11 -	18.828	22.032	106.6	15.991	100.0	56.851	80.22	0.273	12:42:40.441
12 -	18.813	22.068	107.0	15.876	100.0	56.757 (3)	80.36	0.179	12:43:37.198
13 -	19.251	22.348	105.8	21.692	38.4	1:03.291	72.06	6.713	12:44:40.489
14 -	OUTLAP	22.680	104.6	16.098	98.9	3:12.308	23.71	2:15.730	12:47:52.797
15 -	19.115	22.411	104.6	15.954	99.7	57.480	79.35	0.902	12:48:50.277
16 -	19.145	22.183	107.2	15.817	99.4	57.145	79.81	0.567	12:49:47.422
17 -	19.052	22.096	106.5	16.269	97.6	57.417 D	79.43	0.839	12:50:44.839
18 -	19.181	22.176	106.6	15.934	99.5	57.291	79.61	0.713	12:51:42.130
19 -	18.869	22.080	105.6	16.049	100.6	56.998	80.02	0.420	12:52:39.128
20 -	18.971	22.110	107.3	16.017	100.1	57.098	79.88	0.520	12:53:36.226
21 -	18.750	21.983	107.3	15.845	99.7	56.578 (1)	80.61		12:54:32.804
22 -	18.885	22.060	105.6	15.841	100.0	56.786	80.32	0.208	12:55:29.590
23 -	18.805	22.059	106.8	15.876	99.8	56.740 (2)	80.38	0.162	12:56:26.330
24 -	18.874	21.999	106.5	15.911	99.7	56.784	80.32	0.206	12:57:23.114

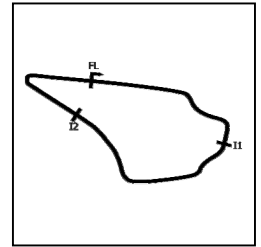
P28 67		George BOWES				Honda - Microlise Cresswell Racing			
IDEAL LAP TIME : 56.327		BEST LAP TIME : 56.579		DIFFERENCE : 0.252					
LAP	SECTOR 1	SECTOR 2	SECTOR 3	LAP TIME	MPH	DIFF	TIME OF DAY		
1 -	OUTLAP	23.839	104.8	16.937	100.4		12:33:05.451		
2 -	19.691	23.008	108.5	17.259	102.6	59.958	76.07	3.379	12:34:05.409
3 -	19.231	22.774	107.7	16.291	101.5	58.296	78.24	1.717	12:35:03.705
4 -	19.331	22.411	108.9	16.239	101.6	57.981	78.66	1.402	12:36:01.686
5 -	19.133	22.528	108.5	16.644	102.4	58.305	78.22	1.726	12:36:59.991
6 -	18.882	22.267	108.4	16.045	101.0	57.194	79.74	0.615	12:37:57.185
7 -	18.917	22.151	108.7	16.377	102.6	57.445	79.39	0.866	12:38:54.630
8 -	18.906	22.017	108.0	16.085	102.2	57.008 (3)	80.00	0.429	12:39:51.638
9 -	18.657	22.134	108.7	16.086	100.6	56.877 (2)	80.19	0.298	12:40:48.515
10 -	19.046	22.197	107.8	16.283	100.0	57.526	79.28	0.947	12:41:46.041
11 -	19.169	22.195	108.0	21.237	37.0	1:02.601	72.86	6.022	12:42:48.642
12 -	OUTLAP	22.605	106.0	16.213	96.9	2:40.142	28.48	1:43.563	12:45:28.784
13 -	19.008	22.146	107.5	16.003	100.6	57.157	79.79	0.578	12:46:25.941
14 -	18.994	22.123	107.3	16.082	100.1	57.199	79.74	0.620	12:47:23.140
15 -	19.007	22.179	107.2	15.973	100.9	57.159	79.79	0.580	12:48:20.299
16 -	19.036	22.332	107.3	15.987	100.4	57.355	79.52	0.776	12:49:17.654
17 -	19.045	22.330	106.6	16.038	100.3	57.413	79.44	0.834	12:50:15.067
18 -	18.928	22.336	107.0	16.073	100.1	57.337	79.54	0.758	12:51:12.404
19 -	18.797	22.432	106.8	21.164	47.6	1:02.393	73.10	5.814	12:52:14.797
20 -	OUTLAP	22.528	106.6	16.012	99.8	2:42.509	28.06	1:45.930	12:54:57.306
21 -	18.909	21.971	107.8	15.699	102.1	56.579 (1)	80.61		12:55:53.885
22 -	19.511	22.331	107.3	16.750	101.2	58.592	77.84	2.013	12:56:52.477
23 -	18.728	22.264	106.3	16.033	100.3	57.025	79.98	0.446	12:57:49.502

MCRCB BULLETIN TK119

2023 Bennetts British Superbike Championship - Round 4

2023 R&G British Talent Cup

FREE PRACTICE 2 - SECTOR ANALYSIS



SECTOR 1 = FL to I1, SECTOR 2 = I1 to I2, SECTOR 3 = I2 to FL, DIFF = Difference To Personal Best Lap, P = Crossed Finish Line in Pit Lane, D = Time Disallowed

P29 99		Peter WILLIS		Honda - Belfast Chauffer Hire by WM-Racing					
IDEAL LAP TIME : 56.534		BEST LAP TIME : 56.741		DIFFERENCE : 0.207					
LAP	SECTOR 1	SECTOR 2		SECTOR 3		LAP TIME	MPH	DIFF	TIME OF DAY
1 -	OUTLAP	22.819	106.5	16.495	99.1				12:33:17.491
2 -	19.170	22.239	106.3	16.401	100.7	57.810	78.89	1.069	12:34:15.301
3 -	19.094	22.196	107.2	16.204	99.7	57.494	79.33	0.753	12:35:12.795
4 -	19.139	22.262	107.7	15.925	100.7	57.326	79.56	0.585	12:36:10.121
5 -	18.871	22.248	106.5	15.980	100.3	57.099 (3)	79.88	0.358	12:37:07.220
6 -	18.848	22.171	106.6	16.029	99.8	57.048 (2)	79.95	0.307	12:38:04.268
7 -	19.078	22.027	108.4	16.165	100.3	57.270	79.64	0.529	12:39:01.538
8 -	18.877	22.096	107.0	15.768	100.0	56.741 (1)	80.38		12:39:58.279
9 -	19.025	22.186	107.0	15.927	100.1	57.138	79.82	0.397	12:40:55.417
10 -	18.761	22.346	106.5	16.001	100.1	57.108	79.86	0.367	12:41:52.525
11 -	18.766	22.085	106.0	19.185	38.4	1:00.036	75.97	3.295	12:42:52.561
12 -	OUTLAP	22.186	107.3	16.165	99.5	1:13.073	62.41	16.332	12:44:05.634
13 -	19.053	22.005	107.2	16.284	98.5	57.342	79.54	0.601	12:45:02.976
14 -	19.355	22.673	105.8	22.198	27.9	1:04.226	71.01	7.485	12:46:07.202
15 -	OUTLAP	22.484	106.5	19.856	31.8	1:39.504	45.83	42.763	12:47:46.706

P30 32		Ritchie O'NEIL		Honda - Stiggy Motorsport					
IDEAL LAP TIME : 58.370		BEST LAP TIME : 58.513		DIFFERENCE : 0.143					
LAP	SECTOR 1	SECTOR 2		SECTOR 3		LAP TIME	MPH	DIFF	TIME OF DAY
1 -	OUTLAP	24.255	101.5	17.560	97.2				12:33:27.225
2 -	19.757	22.936	103.0	16.612	98.3	59.305	76.90	0.792	12:34:26.530
3 -	19.413	22.842	103.2	16.439	97.5	58.694	77.71	0.181	12:35:25.224
4 -	19.487	22.692	104.2	16.369	97.6	58.548 (2)	77.90	0.035	12:36:23.772
5 -	19.408	22.593	104.2	16.512	97.5	58.513 (1)	77.95		12:37:22.285
6 -	19.464	22.793	103.7	16.613	95.7	58.870	77.47	0.357	12:38:21.155
7 -	19.529	22.639	100.6	16.603	96.8	58.771	77.60	0.258	12:39:19.926
8 -	19.523	22.612	103.4	16.428	96.9	58.563 (3)	77.88	0.050	12:40:18.489
9 -	19.722	22.735	103.4	18.568	95.8	1:01.025	74.74	2.512	12:41:19.514
10 -	19.616	23.255	100.1	16.677	96.2	59.548	76.59	1.035	12:42:19.062
11 -	19.675	22.864	101.9	16.685	86.7	59.224	77.01	0.711	12:43:18.286
12 -	20.253	23.156	101.6	18.658	92.6	1:02.067	73.48	3.554	12:44:20.353
13 -	19.700	23.009	103.7	22.821	28.8	1:05.530	69.60	7.017	12:45:25.883
14 -	OUTLAP	24.878	99.1	18.139	91.6	7:39.287	9.93	6:40.774	12:53:05.170
15 -	20.105	23.983	104.0	17.406	95.5	1:01.494	74.17	2.981	12:54:06.664
16 -	19.702	23.042	104.2	16.708	98.5	59.452	76.71	0.939	12:55:06.116
17 -	19.412	22.845	102.7	16.569	96.9	58.826	77.53	0.313	12:56:04.942
18 -	19.420	22.851	102.9	16.664	96.5	58.935	77.39	0.422	12:57:03.877

MCRCB BULLETIN TK120**2023 Bennetts British Superbike Championship - Round 4****2023 R&G British Talent Cup****FREE PRACTICE 2 - BEST SECTORS**

SECTOR 1			SECTOR 2			SECTOR 3			IDEAL / BEST COMPARISON						
POS	NO	NAME	TIME	NO	NAME	TIME	NO	NAME	TIME	POS	NO	NAME	IDEAL	BEST	DIFF
													PERFECT LAP	53.527	
1	52	BELFORD	17.613	52	BELFORD	20.692	43	BRINTON	15.222	1	52	BELFORD	53.546	53.547	0.001
2	43	BRINTON	17.673	4	MOUNSEY	20.872	52	BELFORD	15.241	2	43	BRINTON	53.892	54.003	0.111
3	23	STEPHENSON	17.754	23	STEPHENSON	20.920	55	DESSOY	15.242	3	23	STEPHENSON	54.038	54.162	0.124
4	55	DESSOY	17.812	43	BRINTON	20.997	24	FROST	15.298	4	55	DESSOY	54.075	54.075	0.000
5	4	MOUNSEY	17.910	55	DESSOY	21.021	19	McPHEE	15.314	5	4	MOUNSEY	54.207	54.266	0.059
6	48	WALKER	17.911	7	McCABE	21.037	48	WALKER	15.352	6	48	WALKER	54.350	54.465	0.115
7	24	FROST	17.912	48	WALKER	21.087	23	STEPHENSON	15.364	7	7	McCABE	54.387	54.512	0.125
8	7	McCABE	17.930	2	BANNISTER	21.140	64	EDMUNDS	15.391	8	24	FROST	54.430	54.572	0.142
9	2	BANNISTER	18.029	66	HARRIS	21.207	40	CORREA	15.401	9	2	BANNISTER	54.680	54.782	0.102
10	66	HARRIS	18.030	24	FROST	21.220	7	McCABE	15.420	10	66	HARRIS	54.696	54.951	0.255
11	29	BROWN	18.099	65	ROWAN	21.241	4	MOUNSEY	15.425	11	19	McPHEE	54.867	54.994	0.127
12	65	ROWAN	18.103	29	BROWN	21.294	75	SUROWIAK	15.433	12	75	SUROWIAK	54.888	54.953	0.065
13	75	SUROWIAK	18.108	33	BANISH	21.312	66	HARRIS	15.459	13	29	BROWN	54.900	55.266	0.366
14	64	EDMUNDS	18.119	61	MACKAY	21.316	8	DAVIDSON	15.498	14	64	EDMUNDS	54.918	55.042	0.124
15	19	McPHEE	18.140	40	CORREA	21.319	29	BROWN	15.507	15	40	CORREA	54.952	55.003	0.051
16	61	MACKAY	18.192	21	JEFFREY	21.322	2	BANNISTER	15.511	16	65	ROWAN	55.069	55.373	0.304
17	8	DAVIDSON	18.202	75	SUROWIAK	21.347	11	JONES	15.522	17	21	JEFFREY	55.170	55.218	0.048
18	33	BANISH	18.231	76	HUNTINGFORD	21.380	21	JEFFREY	15.527	18	8	DAVIDSON	55.189	55.284	0.095
19	40	CORREA	18.232	64	EDMUNDS	21.408	76	HUNTINGFORD	15.604	19	33	BANISH	55.192	55.210	0.018
20	76	HUNTINGFORD	18.269	19	McPHEE	21.413	42	JOLLIFFE	15.643	20	61	MACKAY	55.197	55.219	0.022
21	11	JONES	18.293	8	DAVIDSON	21.489	33	BANISH	15.649	21	76	HUNTINGFORD	55.253	55.445	0.192
22	21	JEFFREY	18.321	11	JONES	21.537	61	MACKAY	15.689	22	11	JONES	55.352	55.545	0.193
23	28	BARNES	18.410	42	JOLLIFFE	21.664	67	BOWES	15.699	23	42	JOLLIFFE	55.749	55.749	0.000
24	42	JOLLIFFE	18.442	28	BARNES	21.685	65	ROWAN	15.725	24	28	BARNES	55.842	56.034	0.192
25	71	GOODMAN	18.463	88	PYLYPENKO	21.720	28	BARNES	15.747	25	71	GOODMAN	56.131	56.173	0.042
26	88	PYLYPENKO	18.637	71	GOODMAN	21.838	99	WILLIS	15.768	26	88	PYLYPENKO	56.254	56.364	0.110
27	67	BOWES	18.657	67	BOWES	21.971	41	HOPKINS	15.817	27	67	BOWES	56.327	56.579	0.252
28	41	HOPKINS	18.750	41	HOPKINS	21.979	71	GOODMAN	15.830	28	99	WILLIS	56.534	56.741	0.207
29	99	WILLIS	18.761	99	WILLIS	22.005	88	PYLYPENKO	15.897	29	41	HOPKINS	56.546	56.578	0.032
30	32	O'NEIL	19.408	32	O'NEIL	22.593	32	O'NEIL	16.369	30	32	O'NEIL	58.370	58.513	0.143

MCRCB BULLETIN TK121**2023 Bennetts British Superbike Championship - Round 4****2023 R&G British Talent Cup****FREE PRACTICE 2 - BEST SPEEDS**

POS	INTERMEDIATE 1			INTERMEDIATE 2			FINISH LINE		
	NO	NAME	MPH	NO	NAME	MPH	NO	NAME	MPH
1				52	BELFORD	112.4	52	BELFORD	103.5
2				66	HARRIS	111.2	64	EDMUNDS	103.5
3				48	WALKER	111.1	66	HARRIS	103.2
4				4	MOUNSEY	110.9	43	BRINTON	102.9
5				64	EDMUNDS	110.9	19	McPHEE	102.7
6				43	BRINTON	110.7	23	STEPHENSON	102.6
7				19	McPHEE	110.3	7	McCABE	102.6
8				21	JEFFREY	110.3	67	BOWES	102.6
9				7	McCABE	110.1	4	MOUNSEY	102.2
10				40	CORREA	110.0	48	WALKER	102.2
11				23	STEPHENSON	109.6	24	FROST	102.1
12				24	FROST	109.6	40	CORREA	102.1
13				55	DESSOY	109.2	42	JOLLIFFE	102.1
14				75	SUROWIAK	109.1	65	ROWAN	101.9
15				65	ROWAN	108.9	33	BANISH	101.8
16				67	BOWES	108.9	61	MACKAY	101.8
17				8	DAVIDSON	108.7	28	BARNES	101.8
18				41	HOPKINS	108.5	8	DAVIDSON	101.6
19				33	BANISH	108.4	75	SUROWIAK	101.3
20				76	HUNTINGFORD	108.4	21	JEFFREY	101.3
21				42	JOLLIFFE	108.4	55	DESSOY	101.2
22				99	WILLIS	108.4	41	HOPKINS	101.2
23				61	MACKAY	108.2	76	HUNTINGFORD	100.7
24				11	JONES	108.2	99	WILLIS	100.7
25				2	BANNISTER	108.0	2	BANNISTER	100.4
26				28	BARNES	107.3	11	JONES	100.1
27				71	GOODMAN	106.8	71	GOODMAN	99.5
28				29	BROWN	106.1	29	BROWN	99.1
29				88	PYLYPENKO	106.0	32	O'NEIL	98.5
30				32	O'NEIL	104.2	88	PYLYPENKO	98.3

MCRCB BULLETIN TK122

2023 Bennetts British Superbike Championship - Round 4

2023 R&G British Talent Cup

FREE PRACTICE 2 - STATISTICS

Competitors Started	30
Planned Start	2023-06-17 @ 12:25:00.000
Actual Start	2023-06-17 @ 12:32:01.323
Finish Time	2023-06-17 @ 12:57:01.323
Track Length	1.2669mi.
Total Laps	702
Total Distance Covered	889.4170mi.

Session Fastest Lap History

NO	NAME	LAP TIME	TIME OF DAY	LAP	VEHICLE
55	Harrison DESSOY	55.723	12:33:57.117	2	Honda
52	Evan BELFORD	55.503	12:34:04.628	2	Honda
48	Ollie WALKER	55.399	12:34:07.540	2	Honda
55	Harrison DESSOY	55.359	12:35:47.936	4	Honda
23	Rhys STEPHENSON	55.131	12:36:09.437	4	Honda
55	Harrison DESSOY	54.713	12:37:37.788	6	Honda
52	Evan BELFORD	53.959	12:37:48.355	6	Honda
52	Evan BELFORD	53.547	12:52:31.842	17	Honda

Flag History

TYPE	TIME OF DAY
GREEN	12:32:01.323
FINISH	12:57:01.323

Flag Statistics

TYPE	COUNT	TOTAL LAPS	TOTAL TIME
Green	1	27	27:34.534
Red	0	0	0.000
Safety Car	0	0	0.000
FCY	0	0	0.000

MCRCB BULLETIN TK123

2023 Bennetts British Superbike Championship - Round 4

2023 R&G British Talent Cup

FREE PRACTICE 2 - SESSION NOTES

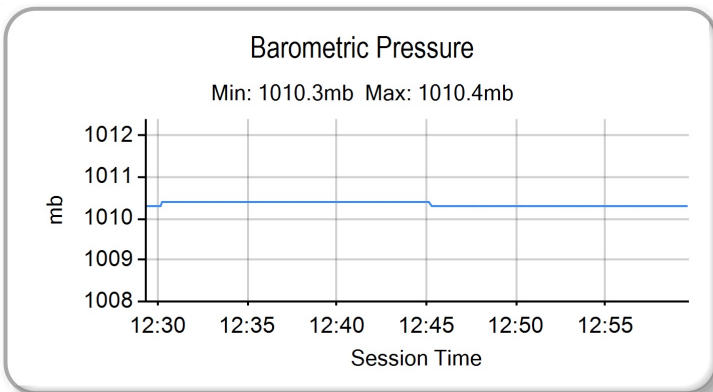
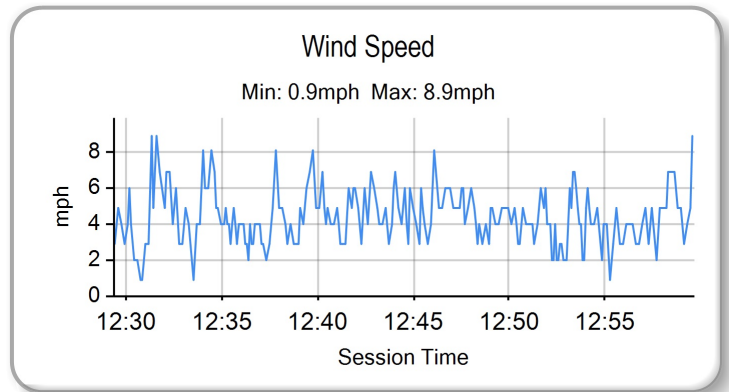
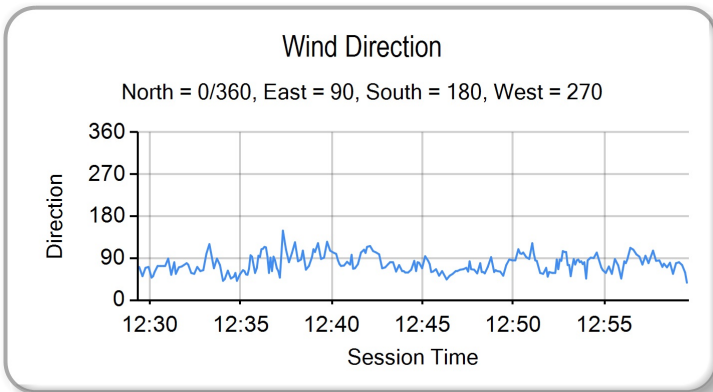
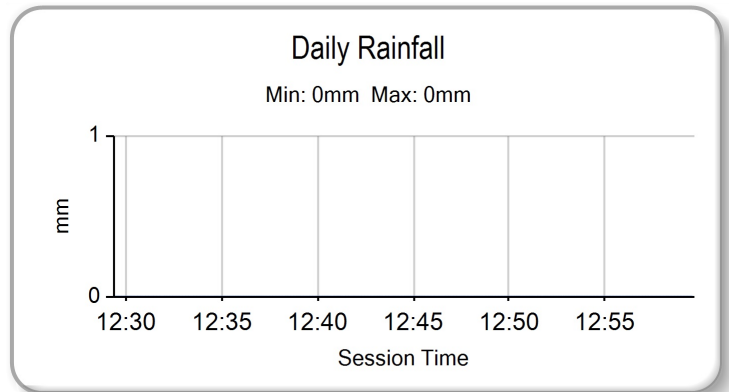
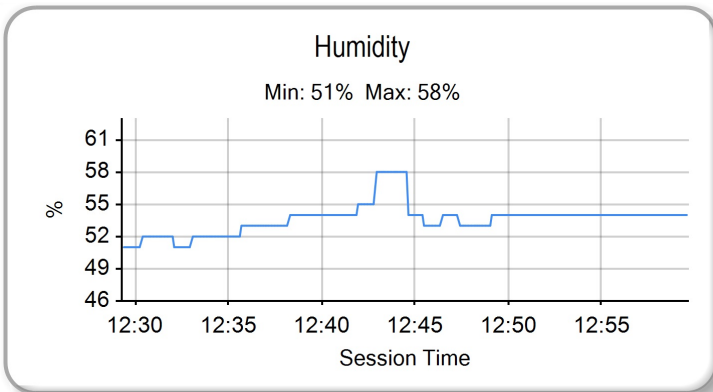
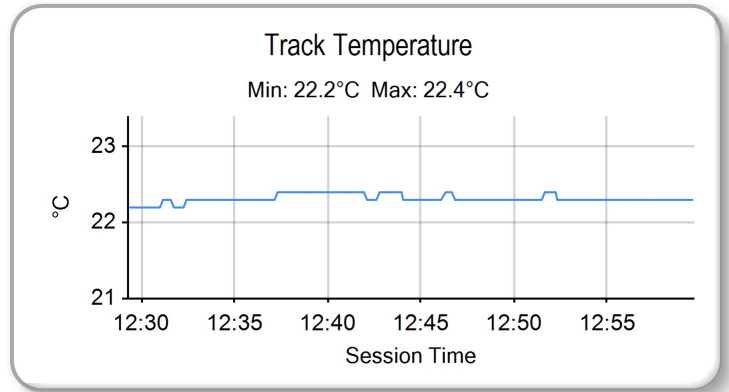
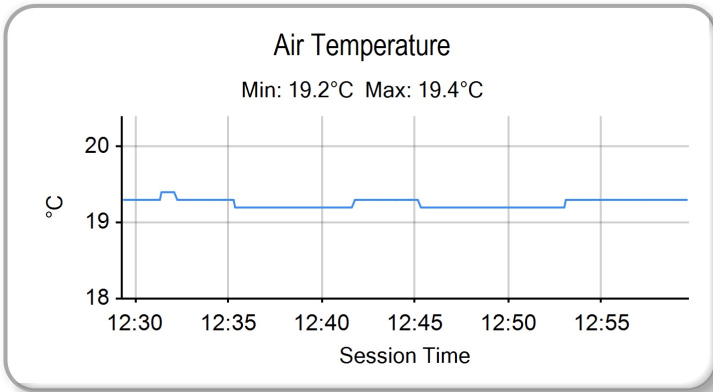
TIME	MESSAGE
12:34:48	NO.28 - EXCEEDED TRACK LIMITS - T3 - LAPTIME CANCELLED
12:35:45	NO.29 - EXCEEDED TRACK LIMITS - T7 - LAPTIME CANCELLED
12:38:33	NO.19 - EXCEEDED TRACK LIMITS - T3 - LAPTIME CANCELLED
12:38:41	NO.48 - EXCEEDED TRACK LIMITS - T7 - LAPTIME CANCELLED
12:39:37	NO.65 & 48 - EXCEEDED TRACK LIMITS - T7 - LAPTIME CANCELLED
12:41:32	NO.48 & 65 - EXCEEDED TRACK LIMITS - T7 - LAPTIME CANCELLED
12:41:50	NO.4 - EXCEEDED TRACK LIMITS - T7 - LAPTIME CANCELLED
12:41:58	NO.29 - EXCEEDED TRACK LIMITS - T3 - LAPTIME CANCELLED
12:42:06	NO.55 - EXCEEDED TRACK LIMITS - T7 - LAPTIME CANCELLED
12:42:17	NO.65 - EXCEEDED TRACK LIMITS - T7 - LAPTIME CANCELLED
12:43:31	NO.52 - EXCEEDED TRACK LIMITS - T7 - LAPTIME CANCELLED
12:43:36	NO.4 - EXCEEDED TRACK LIMITS - T3 - LAPTIME CANCELLED
12:44:00	NO.76 - EXCEEDED TRACK LIMITS - T3 - LAPTIME CANCELLED
12:44:08	NO.28 - EXCEEDED TRACK LIMITS - T3 - LAPTIME CANCELLED
12:47:33	NO.55 - EXCEEDED TRACK LIMITS - T7 - LAPTIME CANCELLED
12:47:54	NO.28 - EXCEEDED TRACK LIMITS - T3 - LAPTIME CANCELLED
12:48:21	NO.48 & 4 - EXCEEDED TRACK LIMITS - T7 - LAPTIME CANCELLED
12:49:56	NO.11 - EXCEEDED TRACK LIMITS - T3 - LAPTIME CANCELLED
12:50:21	NO.41 - EXCEEDED TRACK LIMITS - T3 - LAPTIME CANCELLED
12:51:14	NO.4 - EXCEEDED TRACK LIMITS - T3 - LAPTIME CANCELLED
12:51:44	NO.21 - EXCEEDED TRACK LIMITS - T7 - LAPTIME CANCELLED
12:53:33	NO.48 FALLER AT TURN 6 - RIDER OK
12:55:05	NO.11 & 40 - EXCEEDED TRACK LIMITS - T7 - LAPTIME CANCELLED
12:55:21	NO.28 - EXCEEDED TRACK LIMITS - T3 - LAPTIME CANCELLED
12:55:30	NO.55 - EXCEEDED TRACK LIMITS - T3 - LAPTIME CANCELLED
12:56:30	NO.11 - EXCEEDED TRACK LIMITS - T3 - LAPTIME CANCELLED
12:56:53	NO.4 - EXCEEDED TRACK LIMITS - T7 - LAPTIME CANCELLED
12:57:06	NO.29 - EXCEEDED TRACK LIMITS - T3 - LAPTIME CANCELLED

MCRCB BULLETIN TK124

2023 Bennetts British Superbike Championship - Round 4

2023 R&G British Talent Cup

FREE PRACTICE 2 - WEATHER CONDITIONS



FREE PRACTICE - COMBINED CLASSIFICATION

POS	NO	NAME	NAT	ENTRY	FIRST		SECOND			DIFF
					TIME	LAPS	TIME	LAPS	GAP	
1	52	Evan BELFORD	GBR	Honda - City Lifting / RS Racing	53.689	27	53.547	22		
2	43	Amanuel BRINTON	GBR	Honda - Kovara Projects / RS Racing	54.584	21	54.003	22	0.456	0.456
3	55	Harrison DESSOY	GBR	Honda - Microlise Cresswell Racing / Eastern Garage f	54.759	25	54.075	25	0.528	0.072
4	23	Rhys STEPHENSON	GBR	Honda - Rocket Racing	54.631	26	54.162	26	0.615	0.087
5	4	Sullivan MOUNSEY	GBR	Honda - Wilson Racing / Maddison Media	54.685	25	54.266	25	0.719	0.104
6	48	Ollie WALKER	GBR	Honda - VisionTrack Racing Team	54.986	23	54.465	18	0.918	0.199
7	7	Harley McCABE	GBR	Honda - McCabe Racing	55.121	24	54.512	26	0.965	0.047
8	24	Ryan FROST	GBR	Honda - Talentum Motorsport by Azure Notions	55.200	22	54.572	25	1.025	0.060
9	2	Josh BANNISTER	GBR	Honda - Dunsley Heat Racing	55.622	26	54.782	27	1.235	0.210
10	66	Ronnie HARRIS	GBR	Honda - Kovara Projects / RS Racing	56.341	4	54.951	22	1.404	0.169
11	75	Filip SUROWIAK	POL	Honda - FS75 Racing / FAB Racing	55.091	26	54.953	26	1.406	0.002
12	19	Scott McPHEE	GBR	Honda - SMP Racing	55.613	22	54.994	23	1.447	0.041
13	40	Julian CORREA	USA	Honda - Microlise Cresswell Racing	55.595	27	55.003	25	1.456	0.009
14	64	Clayton EDMUNDS	GBR	Honda - City Lifting / RS Racing	55.042	23	55.042	21	1.495	0.039
15	33	Eli BANISH	USA	Honda - VisionTrack Racing Team	55.519	26	55.210	24	1.663	0.168
16	21	Troy JEFFREY	GBR	Honda - Talentum Motorsport by Azure Notions	56.336	19	55.218	24	1.671	0.008
17	61	Harrison MACKAY	GBR	Honda - Wilson Racing / Super Soco	55.636	25	55.219	26	1.672	0.001
18	29	Lucas BROWN	GBR	Honda - Amphibian Scaffolding / SP125 Racing	55.275	22	55.266	21	1.719	0.047
19	8	Alfie DAVIDSON	GBR	Honda - Banks Racing	56.090	23	55.284	24	1.737	0.018
20	65	Alexander ROWAN	GBR	Honda - Mortimer Racing Victoria House Academy	55.744	24	55.373	22	1.826	0.089
21	76	Charlie HUNTINGFORD	GBR	Honda - Opteven Mototechniks	56.354	26	55.445	27	1.898	0.072
22	11	Iwan JONES	GBR	Honda - Jones Brothers Racing Team	56.287	22	55.545	22	1.998	0.100
23	42	Ben JOLLIFFE	GBR	Honda - Wilson Racing	56.234	26	55.749	26	2.202	0.204
24	28	Charlie BARNES	GBR	Honda - Talentum Motorsport by Azure Notions	56.887	20	56.034	24	2.487	0.285
25	71	Daniel GOODMAN	GBR	Honda - VisionTrack Racing Team	56.722	23	56.173	25	2.626	0.139
26	88	Sviatoslav PYLYPENKO	UKR	Honda - Microlise Cresswell Racing	56.887	24	56.364	24	2.817	0.191
27	41	Luca HOPKINS	GBR	Honda - Barnsdale Leisure / SP125 Racing	56.959	24	56.578	24	3.031	0.214
28	67	George BOWES	GBR	Honda - Microlise Cresswell Racing	57.857	25	56.579	23	3.032	0.001
29	99	Peter WILLIS	GBR	Honda - Belfast Chauffer Hire by WM-Racing	57.758	17	56.741	15	3.194	0.162
30	32	Ritchie O'NEIL	GBR	Honda - Stiggy Motorsport	58.488	16	58.513	18	4.941	1.747

QUALIFYING LAPTIME (110.0% of 53.547) = 58.901

Weather / Track : Overcast / Dry

Knockhill: 1.2669 miles

These results are provisional until the conclusion of any judicial and technical matters.

Race Director : Stuart Higgs

Stewards :

Timekeeper : Richard Evans

S. Higgs

R. EVANS

Digitally Approved at 13:15 Saturday, 17 June 2023

Digitally Approved at 13:08 Saturday, 17 June 2023

Results can be found at www.britishsuperbike.com

Printed - 13:03 Saturday, 17 June 2023