

POS	NO	NAME	NAT	ENTRY	TIME	ON	LAPS	GAP	DIFF	MPH
1	52	Evan BELFORD	GBR	Honda - City Lifting / RS Racing	53.689	20	27			84.95
2	43	Amanuel BRINTON	GBR	Honda - Kovara Projects / RS Racing	54.584	15	21	0.895	0.895	83.56
3	23	Rhys STEPHENSON	GBR	Honda - Rocket Racing	54.631	26	26	0.942	0.047	83.48
4	4	Sullivan MOUNSEY	GBR	Honda - Wilson Racing / Maddison Media	54.685	23	25	0.996	0.054	83.40
5	55	Harrison DESSOY	GBR	Honda - Microlise Cresswell Racing / Eastern Garage f	54.759	25	25	1.070	0.074	83.29
6	48	Ollie WALKER	GBR	Honda - VisionTrack Racing Team	54.986	12	23	1.297	0.227	82.95
7	64	Clayton EDMUNDS	GBR	Honda - City Lifting / RS Racing	55.042	23	23	1.353	0.056	82.86
8	75	Filip SUROWIAK	POL	Honda - FS75 Racing / FAB Racing	55.091	26	26	1.402	0.049	82.79
9	7	Harley McCABE	GBR	Honda - McCabe Racing	55.121	22	24	1.432	0.030	82.74
10	24	Ryan FROST	GBR	Honda - Talentum Motorsport by Azure Notions	55.200	22	22	1.511	0.079	82.62
11	29	Lucas BROWN	GBR	Honda - Amphibian Scaffolding / SP125 Racing	55.275	22	22	1.586	0.075	82.51
12	33	Eli BANISH	USA	Honda - VisionTrack Racing Team	55.519	24	26	1.830	0.244	82.15
13	40	Julian CORREA	USA	Honda - Microlise Cresswell Racing	55.595	26	27	1.906	0.076	82.04
14	19	Scott McPHEE	GBR	Honda - SMP Racing	55.613	20	22	1.924	0.018	82.01
15	2	Josh BANNISTER	GBR	Honda - Dunsley Heat Racing	55.622	10	26	1.933	0.009	82.00
16	61	Harrison MACKAY	GBR	Honda - Wilson Racing / Super Soco	55.636	20	25	1.947	0.014	81.98
17	65	Alexander ROWAN	GBR	Honda - Mortimer Racing Victoria House Academy	55.744	24	24	2.055	0.108	81.82
18	8	Alfie DAVIDSON	GBR	Honda - Banks Racing	56.090	23	23	2.401	0.346	81.31
19	42	Ben JOLLIFFE	GBR	Honda - Wilson Racing	56.234	23	26	2.545	0.144	81.10
20	11	Iwan JONES	GBR	Honda - Jones Brothers Racing Team	56.287	20	22	2.598	0.053	81.03
21	21	Troy JEFFREY	GBR	Honda - Talentum Motorsport by Azure Notions	56.336	18	19	2.647	0.049	80.96
22	66	Ronnie HARRIS	GBR	Honda - Kovara Projects / RS Racing	56.341	4	4	2.652	0.005	80.95
23	76	Charlie HUNTINGFORD	GBR	Honda - Opteven Mototechniks	56.354	20	26	2.665	0.013	80.93
24	71	Daniel GOODMAN	GBR	Honda - VisionTrack Racing Team	56.722	17	23	3.033	0.368	80.41
25	88	Sviatoslav PYLYPENKO	UKR	Honda - Microlise Cresswell Racing	56.887	14	24	3.198	0.165	80.17
26	28	Charlie BARNES	GBR	Honda - Talentum Motorsport by Azure Notions	56.887	19	20	3.198	0.000	80.17
27	41	Luca HOPKINS	GBR	Honda - Barnsdale Leisure / SP125 Racing	56.959	21	24	3.270	0.072	80.07
28	99	Peter WILLIS	GBR	Honda - Belfast Chauffeur Hire by WM-Racing	57.758	5	17	4.069	0.799	78.96
29	67	George BOWES	GBR	Honda - Microlise Cresswell Racing	57.857	25	25	4.168	0.099	78.83
30	32	Ritchie O'NEIL	GBR	Honda - Stiggy Motorsport	58.488	11	16	4.799	0.631	77.98

QUALIFYING LAPTIME (110.0% of 53.689) = 59.057

- #55 - Lap 4 time cancelled - Exceeded Track Limits at T7
 #28 - Lap 6, 7, 10 & 14 time cancelled - Exceeded Track Limits at T3
 #29 - Lap 6, 10 & 15 time cancelled - Exceeded Track Limits at T3
 #21 - Lap 10 time cancelled - Exceeded Track Limits at T3
 #65 - Lap 15 time cancelled - Exceeded Track Limits at T7
 #40 - Lap 18 time cancelled - Exceeded Track Limits at T7
 #21 - Lap 16 time cancelled - Exceeded Track Limits at T7
 #48 - Lap 23 time cancelled - Exceeded Track Limits at T3

Weather / Track : Overcast / Dry

These results are provisional until the conclusion of any judicial and technical matters.

Knockhill: 1.2669 miles

Date: 17/06/2023 Start: 09:30 Finish: 09:55

Race Director : Stuart Higgs	Stewards :	Timekeeper : Richard Evans
<i>S. Higgs</i>		<i>R. EVANS</i>
<small>Digitally Approved at 10:05 Saturday, 17 June 2023</small>		<small>Digitally Approved at 10:04 Saturday, 17 June 2023</small>

Results can be found at www.britishsuperbike.com

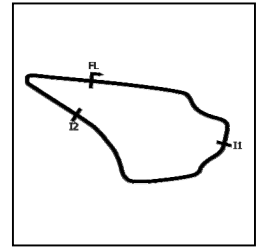
Printed - 09:58 Saturday, 17 June 2023

MCRCB BULLETIN TK070

2023 Bennetts British Superbike Championship - Round 4

2023 R&G British Talent Cup

FREE PRACTICE 1 - SECTOR ANALYSIS



SECTOR 1 = FL to I1, SECTOR 2 = I1 to I2, SECTOR 3 = I2 to FL, DIFF = Difference To Personal Best Lap, P = Crossed Finish Line in Pit Lane, D = Time Disallowed

P1 52		Evan BELFORD				Honda - City Lifting / RS Racing			
IDEAL LAP TIME : 53.682		BEST LAP TIME : 53.689		DIFFERENCE : 0.007					
LAP	SECTOR 1	SECTOR 2	SECTOR 3	LAP TIME	MPH	DIFF	TIME OF DAY		
1 -	OUTLAP	23.515	105.8	17.298	99.4		09:31:07.470		
2 -	19.356	22.082	107.8	15.759	101.8	57.197	79.74	3.508	09:32:04.667
3 -	19.141	22.122	109.8	15.655	100.4	56.918	80.13	3.229	09:33:01.585
4 -	18.331	21.206	108.0	15.589	101.3	55.126	82.73	1.437	09:33:56.711
5 -	18.282	21.307	109.1	15.819	101.0	55.408	82.31	1.719	09:34:52.119
6 -	18.060	21.472	107.7	15.662	101.0	55.194	82.63	1.505	09:35:47.313
7 -	17.976	21.019	108.7	15.378	102.4	54.373	83.88	0.684	09:36:41.686
8 -	17.828	20.857	109.4	15.312	103.2	53.997 (3)	84.46	0.308	09:37:35.683
9 -	18.371	21.584	108.4	15.609	102.9	55.564	82.08	1.875	09:38:31.247
10 -	17.949	21.246	110.7	15.511	103.0	54.706	83.37	1.017	09:39:25.953
11 -	18.438	21.729	104.6	22.200	28.6	1:02.367	73.13	8.678	09:40:28.320
12 -	OUTLAP	21.495	105.0	15.798	102.2	1:09.149	65.96	15.460	09:41:37.469
13 -	17.830	21.905	107.2	15.693	102.2	55.428	82.28	1.739	09:42:32.897
14 -	18.046	21.690	110.3	15.403	101.9	55.139	82.72	1.450	09:43:28.036
15 -	17.778	20.889	110.1	15.296	103.0	53.963 (2)	84.52	0.274	09:44:21.999
16 -	18.358	21.797	109.2	15.453	101.0	55.608	82.02	1.919	09:45:17.607
17 -	17.897	21.876	108.7	15.400	102.9	55.173	82.66	1.484	09:46:12.780
18 -	17.823	21.106	108.7	15.284	103.0	54.213	84.13	0.524	09:47:06.993
19 -	17.948	21.664	107.7	15.672	103.8	55.284	82.50	1.595	09:48:02.277
20 -	17.623	20.864	109.2	15.202	103.2	53.689 (1)	84.95		09:48:55.966
21 -	17.643	20.988	110.5	15.582	102.4	54.213	84.13	0.524	09:49:50.179
22 -	18.467	22.199	112.0	15.675	104.8	56.341	80.95	2.652	09:50:46.520
23 -	18.263	21.916	101.8	20.359	40.9	1:00.538	75.34	6.849	09:51:47.058
24 -	OUTLAP	21.726	108.9	15.362	103.0	1:06.691	68.39	13.002	09:52:53.749
25 -	17.821	21.319	108.2	15.475	102.9	54.615	83.51	0.926	09:53:48.364
26 -	18.649	21.885	105.8	15.530	102.6	56.064	81.35	2.375	09:54:44.428
27 -	17.900	22.167	110.1	15.286	103.4	55.353	82.40	1.664	09:55:39.781

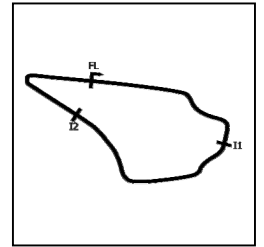
P2 43		Amanuel BRINTON				Honda - Kovara Projects / RS Racing			
IDEAL LAP TIME : 54.449		BEST LAP TIME : 54.584		DIFFERENCE : 0.135					
LAP	SECTOR 1	SECTOR 2	SECTOR 3	LAP TIME	MPH	DIFF	TIME OF DAY		
1 -	OUTLAP	23.305	106.5	16.430	100.4		09:31:17.339		
2 -	19.398	23.211	107.8	16.392	100.3	59.001	77.30	4.417	09:32:16.340
3 -	19.042	22.297	108.4	15.761	102.1	57.100	79.87	2.516	09:33:13.440
4 -	18.545	21.775	107.8	15.611	102.4	55.931	81.54	1.347	09:34:09.371
5 -	18.289	21.774	109.6	15.857	100.7	55.920	81.56	1.336	09:35:05.291
6 -	18.361	21.770	106.8	15.894	99.4	56.025	81.41	1.441	09:36:01.316
7 -	18.861	22.849	105.6	15.595	101.3	57.305	79.59	2.721	09:36:58.621
8 -	18.255	21.477	108.2	15.429	102.6	55.161	82.68	0.577	09:37:53.782
9 -	18.632	22.286	104.8	16.453	97.2	57.371	79.50	2.787	09:38:51.153
10 -	18.461	21.579	109.6	15.340	101.8	55.380	82.36	0.796	09:39:46.533
11 -	18.503	21.772	106.6	20.339	36.7	1:00.614	75.24	6.030	09:40:47.147
12 -	OUTLAP	22.017	107.2	15.466	101.6	5:24.555	14.05	4:29.971	09:46:11.702
13 -	18.358	21.649	106.6	15.411	103.4	55.418	82.30	0.834	09:47:07.120
14 -	18.002	21.768	108.7	15.589	102.6	55.359	82.39	0.775	09:48:02.479
15 -	17.805	21.453	108.2	15.326	102.7	54.584 (1)	83.56		09:48:57.063
16 -	18.124	21.375	108.4	15.278	103.2	54.777 (3)	83.26	0.193	09:49:51.840
17 -	18.191	21.366	110.1	15.359	103.8	54.916	83.05	0.332	09:50:46.756
18 -	18.249	21.985	107.7	20.372	41.2	1:00.606	75.25	6.022	09:51:47.362
19 -	OUTLAP	21.687	109.4	15.414	103.0	1:06.595	68.49	12.011	09:52:53.957
20 -	17.868	21.553	108.4	15.293	102.6	54.714 (2)	83.36	0.130	09:53:48.671
21 -	18.084	43.827	92.3	17.861	97.1	1:19.772	57.17	25.188	09:55:08.443

MCRCB BULLETIN TK070

2023 Bennetts British Superbike Championship - Round 4

2023 R&G British Talent Cup

FREE PRACTICE 1 - SECTOR ANALYSIS



SECTOR 1 = FL to I1, SECTOR 2 = I1 to I2, SECTOR 3 = I2 to FL, DIFF = Difference To Personal Best Lap, P = Crossed Finish Line in Pit Lane, D = Time Disallowed

P3 23 Rhys STEPHENSON		Honda - Rocket Racing					
IDEAL LAP TIME : 54.482		BEST LAP TIME : 54.631		DIFFERENCE : 0.149			
LAP	SECTOR 1	SECTOR 2	SECTOR 3	LAP TIME	MPH	DIFF	TIME OF DAY
1 -	OUTLAP	24.359	101.5	17.075	97.9		09:31:55.419
2 -	19.357	22.475	105.1	16.177	99.8	58.009	09:32:53.428
3 -	18.870	22.318	105.6	15.980	100.0	57.168	09:33:50.596
4 -	18.716	21.784	107.0	15.912	100.4	56.412	09:34:47.008
5 -	18.546	21.793	106.5	16.110	99.1	56.449	09:35:43.457
6 -	18.401	21.388	107.7	15.668	101.8	55.457	09:36:38.914
7 -	18.545	21.656	108.5	15.750	102.9	55.951	09:37:34.865
8 -	18.205	21.304	108.0	15.639	100.7	55.148	09:38:30.013
9 -	18.434	21.903	106.8	15.864	102.4	56.201	09:39:26.214
10 -	18.406	21.595	108.7	15.808	101.2	55.809	09:40:22.023
11 -	18.181	21.446	108.0	15.518	102.4	55.145	09:41:17.168
12 -	18.768	21.344	108.0	15.705	101.2	55.817	09:42:12.985
13 -	18.512	21.787	107.3	15.846	100.4	56.145	09:43:09.130
14 -	18.208	21.889	109.2	15.734	100.9	55.831	09:44:04.961
15 -	18.109	21.208	107.5	15.443	100.7	54.760 (3)	09:44:59.721
16 -	18.046	21.248	106.3	15.578	100.7	54.872	09:45:54.593
17 -	17.972	21.427	108.0	15.763	100.4	55.162	09:46:49.755
18 -	18.135	21.336	107.3	15.484	100.7	54.955	09:47:44.710
19 -	18.365	21.927	100.6	21.659	26.7	1:01.951	09:48:46.661
20 -	OUTLAP	21.705	105.6	15.883	98.9	1:34.941	09:50:21.602
21 -	18.156	21.253	107.3	15.682	101.0	55.091	09:51:16.693
22 -	18.076	21.185	108.2	15.436	101.6	54.697 (2)	09:52:11.390
23 -	18.349	21.372	107.5	15.718	101.2	55.439	09:53:06.829
24 -	18.003	21.352	107.0	15.788	101.8	55.143	09:54:01.972
25 -	17.921	21.405	108.2	15.663	100.9	54.989	09:54:56.961
26 -	18.070	21.153	108.5	15.408	101.5	54.631 (1)	09:55:51.592

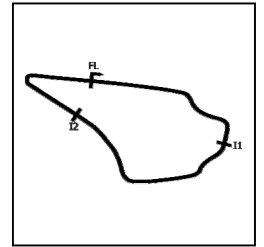
P4 4 Sullivan MOUNSEY		Honda - Wilson Racing / Maddison Media					
IDEAL LAP TIME : 54.623		BEST LAP TIME : 54.685		DIFFERENCE : 0.062			
LAP	SECTOR 1	SECTOR 2	SECTOR 3	LAP TIME	MPH	DIFF	TIME OF DAY
1 -	OUTLAP	23.456	104.0	17.109	99.7		09:31:31.414
2 -	19.418	22.321	106.8	16.280	100.4	58.019	09:32:29.433
3 -	18.569	21.850	107.7	16.119	101.0	56.538	09:33:25.971
4 -	18.748	22.247	108.2	16.344	102.4	57.339	09:34:23.310
5 -	18.562	22.431	107.5	15.968	102.1	56.961	09:35:20.271
6 -	18.343	21.613	108.0	15.927	101.2	55.883	09:36:16.154
7 -	18.260	21.492	102.6	15.951	101.3	55.703	09:37:11.857
8 -	18.096	21.605	107.8	15.559	100.7	55.260	09:38:07.117
9 -	18.359	21.979	105.0	15.992	100.7	56.330	09:39:03.447
10 -	18.271	21.340	108.0	15.583	101.3	55.194	09:39:58.641
11 -	18.101	21.265	108.2	15.569	101.2	54.935 (3)	09:40:53.576
12 -	18.602	22.029	105.3	16.110	100.7	56.741	09:41:50.317
13 -	18.302	21.666	103.4	15.873	101.0	55.841	09:42:46.158
14 -	18.258	21.373	107.5	15.819	101.2	55.450	09:43:41.608
15 -	18.110	22.067	103.4	15.775	101.3	55.952	09:44:37.560
16 -	18.113	21.399	106.3	15.773	101.2	55.285	09:45:32.845
17 -	18.183	21.480	103.5	19.315	29.3	58.978	09:46:31.823
18 -	OUTLAP	26.700	76.4	16.685	101.8	2:24.741	09:48:56.564
19 -	18.057	21.218	108.9	15.479	102.4	54.754 (2)	09:49:51.318
20 -	18.045	21.368	109.2	15.553	101.5	54.966	09:50:46.284
21 -	18.088	22.833	107.3	17.518	100.6	58.439	09:51:44.723
22 -	18.245	21.155	108.2	15.684	101.3	55.084	09:52:39.807
23 -	18.012	21.135	107.5	15.538	101.3	54.685 (1)	09:53:34.492
24 -	18.009	23.287	76.9	17.053	102.1	58.349	09:54:32.841
25 -	18.047	21.872	105.3	15.987	101.8	55.906	09:55:28.747

MCRCB BULLETIN TK070

2023 Bennetts British Superbike Championship - Round 4

2023 R&G British Talent Cup

FREE PRACTICE 1 - SECTOR ANALYSIS



SECTOR 1 = FL to I1, SECTOR 2 = I1 to I2, SECTOR 3 = I2 to FL, DIFF = Difference To Personal Best Lap, P = Crossed Finish Line in Pit Lane, D = Time Disallowed

P5 55 Harrison DESOY		Honda - Microlise Cresswell Racing / Eastern Garage Racing								
IDEAL LAP TIME : 54.643		BEST LAP TIME : 54.759		DIFFERENCE : 0.116						
LAP	SECTOR 1	SECTOR 2	SECTOR 3	LAP TIME	MPH	DIFF	TIME OF DAY			
1 -	OUTLAP	23.825	102.2	17.102	96.2		09:31:04.634			
2 -	19.764	22.938	103.4	16.441	97.3	59.143	77.12	4.384	09:32:03.777	
3 -	19.464	22.675	103.5	16.218	98.2	58.357	78.15	3.598	09:33:02.134	
4 -	19.405	22.442	104.5	16.072	98.6	57.949	D	78.74	3.160	09:34:00.053
5 -	18.977	22.138	104.8	16.038	98.6	57.153	79.80	2.394	09:34:57.206	
6 -	18.801	22.157	104.8	15.878	100.7	56.836	80.25	2.077	09:35:54.042	
7 -	18.635	21.963	105.3	15.841	98.9	56.439	80.81	1.680	09:36:50.481	
8 -	18.567	21.721	105.1	15.769	98.6	56.057	81.36	1.298	09:37:46.538	
9 -	18.522	21.711	105.8	15.708	99.7	55.941	81.53	1.182	09:38:42.479	
10 -	18.302	21.534	106.3	15.745	98.8	55.581	82.06	0.822	09:39:38.060	
11 -	18.300	22.663	105.5	15.751	99.1	56.714	80.42	1.955	09:40:34.774	
12 -	18.301	21.529	106.0	15.680	99.5	55.510	82.16	0.751	09:41:30.284	
13 -	18.287	21.670	105.1	15.588	99.8	55.545	82.11	0.786	09:42:25.829	
14 -	18.125	21.974	105.3	15.647	99.8	55.746	81.81	0.987	09:43:21.575	
15 -	18.184	21.423	107.0	15.430	100.4	55.037	82.87	0.278	09:44:16.612	
16 -	18.129	21.296	107.7	15.549	100.9	54.974	82.96	0.215	09:45:11.586	
17 -	18.098	21.636	105.8	19.928	26.7	59.662	76.44	4.903	09:46:11.248	
18 -	OUTLAP	22.515	104.2	15.608	99.7	2:55.696	25.96	2:00.937	09:49:06.944	
19 -	18.065	22.844	105.6	15.530	99.5	56.439	80.81	1.680	09:50:03.383	
20 -	18.123	21.426	106.6	15.582	99.7	55.131	82.73	0.372	09:50:58.514	
21 -	18.117	21.861	103.7	15.631	100.0	55.609	82.02	0.850	09:51:54.123	
22 -	18.071	21.365	107.0	15.380	101.3	54.816	(2)	83.20	0.057	09:52:48.939
23 -	18.023	21.508	105.8	15.483	100.0	55.014	82.90	0.255	09:53:43.953	
24 -	18.086	21.416	106.1	15.347	100.0	54.849	(3)	83.15	0.090	09:54:38.802
25 -	18.048	21.387	107.0	15.324	100.3	54.759	(1)	83.29		09:55:33.561

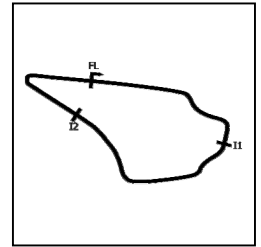
P6 48 Ollie WALKER		Honda - VisionTrack Racing Team								
IDEAL LAP TIME : 54.876		BEST LAP TIME : 54.986		DIFFERENCE : 0.110						
LAP	SECTOR 1	SECTOR 2	SECTOR 3	LAP TIME	MPH	DIFF	TIME OF DAY			
1 -	OUTLAP	24.032	104.6	16.826	98.6		09:31:20.487			
2 -	19.253	22.361	106.5	16.404	100.6	58.018	78.61	3.032	09:32:18.505	
3 -	19.639	22.478	107.2	16.298	100.9	58.415	78.08	3.429	09:33:16.920	
4 -	19.458	22.624	105.5	15.976	99.8	58.058	78.56	3.072	09:34:14.978	
5 -	18.588	22.287	104.3	15.835	100.1	56.710	80.42	1.724	09:35:11.688	
6 -	18.393	21.755	106.3	15.743	100.6	55.891	81.60	0.905	09:36:07.579	
7 -	18.342	21.469	109.8	16.074	100.7	55.885	81.61	0.899	09:37:03.464	
8 -	18.766	21.449	107.3	15.529	101.0	55.744	81.82	0.758	09:37:59.208	
9 -	18.424	22.383	99.5	15.949	101.0	56.756	80.36	1.770	09:38:55.964	
10 -	18.232	21.788	106.3	15.818	100.3	55.838	81.68	0.852	09:39:51.802	
11 -	18.745	21.767	108.7	15.899	99.8	56.411	80.85	1.425	09:40:48.213	
12 -	18.214	21.239	106.8	15.533	100.7	54.986	(1)	82.95		09:41:43.199
13 -	18.227	21.273	107.0	15.551	100.9	55.051	(3)	82.85	0.065	09:42:38.250
14 -	18.108	21.267	107.8	15.627	101.0	55.002	(2)	82.92	0.016	09:43:33.252
15 -	18.155	21.650	108.7	22.143	30.5	1:01.948	73.62	6.962	09:44:35.200	
16 -	OUTLAP	21.804	105.3	19.164	96.4	4:19.493	17.57	3:24.507	09:48:54.693	
17 -	18.514	21.977	107.8	15.730	100.1	56.221	81.12	1.235	09:49:50.914	
18 -	18.203	21.599	106.5	15.675	101.5	55.477	82.21	0.491	09:50:46.391	
19 -	18.191	21.358	107.0	15.614	101.0	55.163	82.68	0.177	09:51:41.554	
20 -	18.268	21.550	107.0	15.696	101.6	55.514	82.16	0.528	09:52:37.068	
21 -	18.444	21.570	108.0	15.582	101.5	55.596	82.04	0.610	09:53:32.664	
22 -	18.772	22.889	107.0	17.294	99.7	58.955	77.36	3.969	09:54:31.619	
23 -	18.480	21.282	107.8	15.590	100.4	55.352	D	82.40	0.366	09:55:26.971

MCRCB BULLETIN TK070

2023 Bennetts British Superbike Championship - Round 4

2023 R&G British Talent Cup

FREE PRACTICE 1 - SECTOR ANALYSIS



SECTOR 1 = FL to I1, SECTOR 2 = I1 to I2, SECTOR 3 = I2 to FL, DIFF = Difference To Personal Best Lap, P = Crossed Finish Line in Pit Lane, D = Time Disallowed

P7 64 Clayton EDMUNDS		Honda - City Lifting / RS Racing							
IDEAL LAP TIME : 54.979		BEST LAP TIME : 55.042		DIFFERENCE : 0.063					
LAP	SECTOR 1	SECTOR 2	SECTOR 3	LAP TIME	MPH	DIFF	TIME OF DAY		
1 -	OUTLAP	23.451	106.5	16.762	99.8		09:31:39.586		
2 -	19.143	22.370	107.7	15.968	101.0	57.481	79.34	2.439	09:32:37.067
3 -	18.965	22.025	108.0	15.996	101.8	56.986	80.03	1.944	09:33:34.053
4 -	18.774	21.927	108.0	15.984	100.7	56.685	80.46	1.643	09:34:30.738
5 -	18.727	21.983	107.0	15.935	102.1	56.645	80.52	1.603	09:35:27.383
6 -	18.438	22.162	108.7	16.269	103.0	56.869	80.20	1.827	09:36:24.252
7 -	18.717	22.020	108.9	15.885	101.8	56.622	80.55	1.580	09:37:20.874
8 -	18.467	21.732	108.7	15.787	101.3	55.986	81.46	0.944	09:38:16.860
9 -	18.410	22.519	109.2	15.488	102.7	56.417	80.84	1.375	09:39:13.277
10 -	18.466	21.666	108.5	15.572	101.3	55.704	81.88	0.662	09:40:08.981
11 -	18.367	21.623	108.5	15.408	103.0	55.398	82.33	0.356	09:41:04.379
12 -	18.439	21.705	108.4	15.682	102.2	55.826	81.70	0.784	09:42:00.205
13 -	18.597	22.003	108.0	15.495	101.2	56.095	81.31	1.053	09:42:56.300
14 -	18.355	21.625	107.7	15.572	101.8	55.552	82.10	0.510	09:43:51.852
15 -	19.126	22.775	107.7	21.165	34.6	1:03.066	72.32	8.024	09:44:54.918
16 -	OUTLAP	22.255	109.6	15.658	101.6	3:40.392	20.69	2:45.350	09:48:35.310
17 -	18.488	22.158	107.5	15.439	101.5	56.085	81.32	1.043	09:49:31.395
18 -	18.361	21.676	107.8	15.561	101.2	55.598	82.03	0.556	09:50:26.993
19 -	18.209	21.593	107.2	15.360	102.4	55.162 (2)	82.68	0.120	09:51:22.155
20 -	18.256	21.616	108.0	15.356	102.4	55.228 (3)	82.58	0.186	09:52:17.383
21 -	18.296	21.511	107.8	15.787	96.2	55.594	82.04	0.552	09:53:12.977
22 -	18.353	21.509	109.1	15.476	102.1	55.338	82.42	0.296	09:54:08.315
23 -	18.114	21.570	108.7	15.358	103.5	55.042 (1)	82.86		09:55:03.357

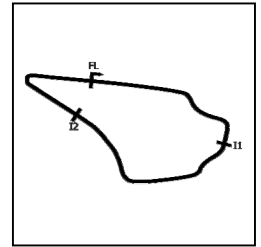
P8 75 Filip SUROWIAK		Honda - FS75 Racing / FAB Racing							
IDEAL LAP TIME : 55.032		BEST LAP TIME : 55.091		DIFFERENCE : 0.059					
LAP	SECTOR 1	SECTOR 2	SECTOR 3	LAP TIME	MPH	DIFF	TIME OF DAY		
1 -	OUTLAP	24.161	104.3	17.709	98.2		09:31:22.939		
2 -	19.746	23.047	106.0	16.693	99.4	59.486	76.67	4.395	09:32:22.425
3 -	20.463	23.447	106.0	16.382	100.3	1:00.292	75.65	5.201	09:33:22.717
4 -	19.287	23.432	100.3	16.709	101.6	59.428	76.75	4.337	09:34:22.145
5 -	19.140	23.410	106.8	16.559	100.1	59.109	77.16	4.018	09:35:21.254
6 -	18.902	22.721	105.5	15.906	100.3	57.529	79.28	2.438	09:36:18.783
7 -	18.849	22.231	106.1	15.893	100.4	56.973	80.05	1.882	09:37:15.756
8 -	18.695	22.422	106.6	15.861	100.7	56.978	80.05	1.887	09:38:12.734
9 -	18.920	22.078	108.2	15.918	100.6	56.916	80.13	1.825	09:39:09.650
10 -	18.934	22.039	106.8	15.923	100.4	56.896	80.16	1.805	09:40:06.546
11 -	18.647	21.750	107.0	15.912	101.3	56.309	81.00	1.218	09:41:02.855
12 -	18.665	22.317	105.8	20.263	33.2	1:01.245	74.47	6.154	09:42:04.100
13 -	OUTLAP	22.292	106.3	16.124	100.1	1:14.952	60.85	19.861	09:43:19.052
14 -	18.591	21.903	106.5	15.694	101.2	56.188	81.17	1.097	09:44:15.240
15 -	18.506	21.804	107.0	15.534	101.2	55.844	81.67	0.753	09:45:11.084
16 -	18.407	21.892	106.1	20.332	23.7	1:00.631	75.22	5.540	09:46:11.715
17 -	OUTLAP	21.950	106.6	15.746	100.4	1:14.157	61.50	19.066	09:47:25.872
18 -	18.336	21.772	107.0	15.679	100.6	55.787	81.75	0.696	09:48:21.659
19 -	18.298	21.837	107.2	15.505	101.6	55.640	81.97	0.549	09:49:17.299
20 -	18.402	21.727	107.8	15.896	102.2	56.025	81.41	0.934	09:50:13.324
21 -	19.065	23.093	102.1	16.484	99.5	58.642	77.77	3.551	09:51:11.966
22 -	18.536	21.716	107.2	15.601	101.6	55.853	81.66	0.762	09:52:07.819
23 -	18.241	21.481	108.4	15.585	100.7	55.307 (2)	82.46	0.216	09:53:03.126
24 -	18.764	21.727	106.0	15.735	99.7	56.226	81.12	1.135	09:53:59.352
25 -	18.338	21.701	108.2	15.509	100.4	55.548 (3)	82.11	0.457	09:54:54.900
26 -	18.300	21.435	107.8	15.356	101.3	55.091 (1)	82.79		09:55:49.991

MCRCB BULLETIN TK070

2023 Bennetts British Superbike Championship - Round 4

2023 R&G British Talent Cup

FREE PRACTICE 1 - SECTOR ANALYSIS



SECTOR 1 = FL to I1, SECTOR 2 = I1 to I2, SECTOR 3 = I2 to FL, DIFF = Difference To Personal Best Lap, P = Crossed Finish Line in Pit Lane, D = Time Disallowed

P9 7		Harley McCABE				Honda - McCabe Racing			
IDEAL LAP TIME : 55.040		BEST LAP TIME : 55.121		DIFFERENCE : 0.081					
LAP	SECTOR 1	SECTOR 2	SECTOR 3	LAP TIME	MPH	DIFF	TIME OF DAY		
1 -	OUTLAP	23.192	104.3	16.700	98.8		09:31:50.800		
2 -	19.193	22.153	105.3	16.528	98.6	57.874	78.81	2.753	09:32:48.674
3 -	18.759	21.938	106.5	15.873	99.2	56.570	80.62	1.449	09:33:45.244
4 -	18.514	22.018	107.3	15.796	99.2	56.328	80.97	1.207	09:34:41.572
5 -	18.622	21.715	105.6	15.937	99.4	56.274	81.05	1.153	09:35:37.846
6 -	18.436	21.719	105.6	15.676	100.0	55.831	81.69	0.710	09:36:33.677
7 -	18.530	21.654	107.2	15.683	100.6	55.867	81.64	0.746	09:37:29.544
8 -	18.371	21.391	108.5	16.028	101.5	55.790	81.75	0.669	09:38:25.334
9 -	18.808	22.006	108.2	15.632	101.3	56.446	80.80	1.325	09:39:21.780
10 -	18.866	22.113	106.8	15.618	101.2	56.597	80.58	1.476	09:40:18.377
11 -	18.294	21.531	107.8	15.557	102.4	55.382 (3)	82.35	0.261	09:41:13.759
12 -	18.292	21.888	106.1	15.631	100.3	55.811	81.72	0.690	09:42:09.570
13 -	18.462	21.704	105.6	19.323	31.3	59.489	76.67	4.368	09:43:09.059
14 -	OUTLAP	22.249	106.0	15.883	98.8	2:41.756	28.19	1:46.635	09:45:50.815
15 -	18.327	21.564	106.0	15.582	99.5	55.473	82.22	0.352	09:46:46.288
16 -	18.326	21.547	106.0	15.537	99.8	55.410	82.31	0.289	09:47:41.698
17 -	18.479	21.749	105.3	16.038	98.1	56.266	81.06	1.145	09:48:37.964
18 -	18.598	21.775	106.6	15.588	100.7	55.961	81.50	0.840	09:49:33.925
19 -	18.286	21.729	106.1	15.551	101.2	55.566	82.08	0.445	09:50:29.491
20 -	18.316	21.703	108.5	15.571	100.1	55.590	82.04	0.469	09:51:25.081
21 -	18.131	21.569	106.5	15.587	100.3	55.287 (2)	82.49	0.166	09:52:20.368
22 -	18.194	21.404	107.2	15.523	100.6	55.121 (1)	82.74		09:53:15.489
23 -	18.362	21.782	106.8	15.563	100.7	55.707	81.87	0.586	09:54:11.196
24 -	18.152	21.386	107.3	15.921	101.8	55.459	82.24	0.338	09:55:06.655

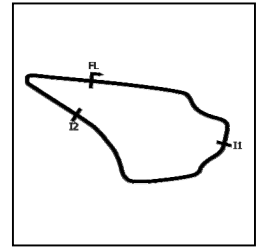
P10 24		Ryan FROST				Honda - Talentum Motorsport by Azure Notions			
IDEAL LAP TIME : 55.182		BEST LAP TIME : 55.200		DIFFERENCE : 0.018					
LAP	SECTOR 1	SECTOR 2	SECTOR 3	LAP TIME	MPH	DIFF	TIME OF DAY		
1 -	OUTLAP	24.712	98.3	18.521	98.5		09:31:12.920		
2 -	19.896	23.497	104.6	16.404	99.4	59.797	76.27	4.597	09:32:12.717
3 -	19.155	22.517	106.8	16.234	100.1	57.906	78.76	2.706	09:33:10.623
4 -	18.622	22.279	106.5	16.217	99.5	57.118	79.85	1.918	09:34:07.741
5 -	18.678	22.371	104.2	16.682	100.7	57.731	79.00	2.531	09:35:05.472
6 -	18.379	21.891	106.3	15.805	100.6	56.075	81.33	0.875	09:36:01.547
7 -	18.802	23.069	104.6	15.865	100.0	57.736	78.99	2.536	09:36:59.283
8 -	18.335	21.872	104.8	15.866	99.1	56.073	81.34	0.873	09:37:55.356
9 -	18.504	22.984	100.3	17.280	92.0	58.768	77.61	3.568	09:38:54.124
10 -	20.453	21.933	107.0	22.633	26.7	1:05.019	70.15	9.819	09:39:59.143
11 -	OUTLAP	24.071	105.0	15.743	100.1	5:34.376	13.64	4:39.176	09:45:33.519
12 -	18.271	21.775	105.8	15.504	99.7	55.550 (3)	82.10	0.350	09:46:29.069
13 -	18.225	21.785	105.3	15.717	99.1	55.727	81.84	0.527	09:47:24.796
14 -	18.308	21.883	104.8	15.631	99.7	55.822	81.70	0.622	09:48:20.618
15 -	18.240	21.872	105.1	15.554	100.1	55.666	81.93	0.466	09:49:16.284
16 -	18.162	22.340	105.1	15.676	99.5	56.178	81.19	0.978	09:50:12.462
17 -	18.396	25.328	82.5	16.340	102.4	1:00.064	75.93	4.864	09:51:12.526
18 -	19.765	23.875	102.2	15.510	101.5	59.150	77.11	3.950	09:52:11.676
19 -	18.520	21.677	106.3	15.782	100.6	55.979	81.47	0.779	09:53:07.655
20 -	18.123	21.690	106.5	15.552	100.9	55.365 (2)	82.38	0.165	09:54:03.020
21 -	18.225	21.560	108.0	15.805	100.9	55.590	82.04	0.390	09:54:58.610
22 -	18.133	21.568	106.1	15.499	100.3	55.200 (1)	82.62		09:55:53.810

MCRCB BULLETIN TK070

2023 Bennetts British Superbike Championship - Round 4

2023 R&G British Talent Cup

FREE PRACTICE 1 - SECTOR ANALYSIS



SECTOR 1 = FL to I1, SECTOR 2 = I1 to I2, SECTOR 3 = I2 to FL, DIFF = Difference To Personal Best Lap, P = Crossed Finish Line in Pit Lane, D = Time Disallowed

P11 29		Lucas BROWN				Honda - Amphibian Scaffolding / SP125 Racing				
IDEAL LAP TIME : 54.979		BEST LAP TIME : 55.275		DIFFERENCE : 0.296						
LAP	SECTOR 1	SECTOR 2	SECTOR 3	LAP TIME	MPH	DIFF	TIME OF DAY			
1 -	OUTLAP	23.060	103.4	16.765	95.0		09:33:13.206			
2 -	19.272	22.189	104.3	16.254	97.6	57.715	79.02	2.440	09:34:10.921	
3 -	18.550	22.102	104.3	16.012	98.1	56.664	80.49	1.389	09:35:07.585	
4 -	18.799	23.118	106.1	16.408	98.1	58.325	78.20	3.050	09:36:05.910	
5 -	18.605	22.259	103.8	16.031	97.8	56.895	80.16	1.620	09:37:02.805	
6 -	18.364	21.798	104.6	15.959	97.9	56.424	D	81.27	0.846	09:37:58.926
7 -	18.507	21.910	105.1	15.932	98.1	56.349	80.94	1.074	09:38:55.275	
8 -	18.470	22.235	105.1	15.960	99.2	56.665	80.49	1.390	09:39:51.940	
9 -	18.763	21.871	107.7	16.050	98.5	56.684	80.46	1.409	09:40:48.624	
10 -	18.467	21.528	104.8	15.904	98.2	55.899	D	81.59	0.624	09:41:44.523
11 -	18.282	21.684	105.1	15.663	98.3	55.629	81.99	0.354	09:42:40.152	
12 -	18.200	21.495	105.5	15.636	98.5	55.331	(2)	82.43	0.056	09:43:35.483
13 -	18.205	21.624	105.3	15.583	98.5	55.412	82.31	0.137	09:44:30.895	
14 -	18.202	21.505	105.0	15.672	98.5	55.379	(3)	82.36	0.104	09:45:26.274
15 -	18.128	21.482	105.3	15.540	99.1	55.450	D	82.70		09:46:21.424
16 -	18.053	22.376	103.0	20.510	34.0	1:00.939	74.84	5.664	09:47:22.363	
17 -	OUTLAP	21.668	105.1	15.939	97.9	3:49.529	19.87	2:54.254	09:51:11.892	
18 -	18.366	21.616	104.2	15.776	98.1	55.758	81.80	0.483	09:52:07.650	
19 -	18.094	21.616	104.8	15.902	98.9	55.612	82.01	0.337	09:53:03.262	
20 -	18.399	21.810	104.3	15.763	97.9	55.972	81.48	0.697	09:53:59.234	
21 -	18.108	21.798	105.5	18.269	97.8	58.175	78.40	2.900	09:54:57.409	
22 -	18.210	21.386	106.0	15.679	98.9	55.275	(1)	82.51		09:55:52.684

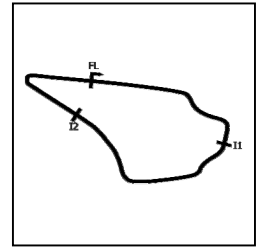
P12 33		Eli BANISH				Honda - VisionTrack Racing Team				
IDEAL LAP TIME : 55.438		BEST LAP TIME : 55.519		DIFFERENCE : 0.081						
LAP	SECTOR 1	SECTOR 2	SECTOR 3	LAP TIME	MPH	DIFF	TIME OF DAY			
1 -	OUTLAP	24.129	102.7	17.716	98.3		09:31:20.962			
2 -	19.825	22.744	105.0	16.792	99.2	59.361	76.83	3.842	09:32:20.323	
3 -	19.624	23.602	104.5	22.806	23.6	1:06.032	69.07	10.513	09:33:26.355	
4 -	OUTLAP	22.355	105.0	16.362	99.1	1:15.752	60.21	20.233	09:34:42.107	
5 -	19.035	22.099	105.6	16.485	99.2	57.619	79.15	2.100	09:35:39.726	
6 -	18.644	21.861	106.1	16.205	99.5	56.710	80.42	1.191	09:36:36.436	
7 -	18.737	21.855	106.0	16.102	99.8	56.694	80.45	1.175	09:37:33.130	
8 -	18.548	21.856	106.1	16.108	99.7	56.512	80.71	0.993	09:38:29.642	
9 -	18.613	22.203	105.6	16.377	100.1	57.193	79.74	1.674	09:39:26.835	
10 -	18.619	22.624	106.0	16.717	101.6	57.960	78.69	2.441	09:40:24.795	
11 -	19.457	23.577	106.3	16.064	99.4	59.098	77.17	3.579	09:41:23.893	
12 -	18.668	21.785	106.6	15.999	100.1	56.452	80.79	0.933	09:42:20.345	
13 -	18.574	21.778	106.8	15.979	100.3	56.331	80.96	0.812	09:43:16.676	
14 -	18.350	21.559	106.6	16.150	100.6	56.059	81.36	0.540	09:44:12.735	
15 -	18.486	21.642	108.2	16.260	102.4	56.388	80.88	0.869	09:45:09.123	
16 -	19.050	22.214	102.9	20.037	28.0	1:01.301	74.40	5.782	09:46:10.424	
17 -	OUTLAP	21.946	106.0	15.949	100.4	1:17.041	59.20	21.522	09:47:27.465	
18 -	18.473	21.794	105.8	15.766	100.7	56.033	81.40	0.514	09:48:23.498	
19 -	18.374	21.589	107.0	15.947	100.3	55.910	81.57	0.391	09:49:19.408	
20 -	18.414	21.494	108.0	15.807	101.3	55.715	(2)	81.86	0.196	09:50:15.123
21 -	18.389	22.182	102.9	16.651	102.6	57.222	79.70	1.703	09:51:12.345	
22 -	19.286	22.407	108.2	16.164	102.6	57.857	78.83	2.338	09:52:10.202	
23 -	19.036	21.856	105.6	16.055	101.0	56.947	80.09	1.428	09:53:07.149	
24 -	18.354	21.442	107.8	15.723	101.6	55.519	(1)	82.15		09:54:02.668
25 -	18.273	21.719	107.7	15.763	101.6	55.755	(3)	81.80	0.236	09:54:58.423
26 -	18.498	21.742	106.8	15.909	101.3	56.149	81.23	0.630	09:55:54.572	

MCRCB BULLETIN TK070

2023 Bennetts British Superbike Championship - Round 4

2023 R&G British Talent Cup

FREE PRACTICE 1 - SECTOR ANALYSIS



SECTOR 1 = FL to I1, SECTOR 2 = I1 to I2, SECTOR 3 = I2 to FL, DIFF = Difference To Personal Best Lap, P = Crossed Finish Line in Pit Lane, D = Time Disallowed

P13 40		Julian CORREA				Honda - Microlise Cresswell Racing			
IDEAL LAP TIME : 55.422		BEST LAP TIME : 55.595		DIFFERENCE : 0.173					
LAP	SECTOR 1	SECTOR 2	SECTOR 3	LAP TIME	MPH	DIFF	TIME OF DAY		
1 -	OUTLAP	24.122	104.5	17.171	98.9		09:31:06.087		
2 -	20.439	22.945	107.5	16.418	100.4	59.802	76.27	4.207	09:32:05.889
3 -	19.918	22.801	107.5	16.335	100.6	59.054	77.23	3.459	09:33:04.943
4 -	19.488	22.447	106.8	16.193	100.6	58.128	78.46	2.533	09:34:03.071
5 -	19.302	22.311	107.2	16.056	100.9	57.669	79.09	2.074	09:35:00.740
6 -	19.237	22.159	107.2	16.084	100.4	57.480	79.35	1.885	09:35:58.220
7 -	19.281	22.034	107.8	16.133	100.9	57.448	79.39	1.853	09:36:55.668
8 -	19.033	22.484	106.3	16.037	100.6	57.554	79.24	1.959	09:37:53.222
9 -	19.082	22.065	107.7	15.880	100.9	57.027	79.98	1.432	09:38:50.249
10 -	18.948	21.918	107.5	15.808	102.2	56.674	80.47	1.079	09:39:46.923
11 -	18.964	22.037	107.3	15.881	101.0	56.882	80.18	1.287	09:40:43.805
12 -	18.784	21.875	107.5	15.841	101.0	56.500	80.72	0.905	09:41:40.305
13 -	18.751	21.680	107.7	15.758	100.9	56.189	81.17	0.594	09:42:36.494
14 -	18.668	21.796	107.2	15.757	100.9	56.221	81.12	0.626	09:43:32.715
15 -	18.594	21.665	107.5	15.605	101.2	55.864	81.64	0.269	09:44:28.579
16 -	18.654	21.746	107.7	15.713	101.3	56.113	81.28	0.518	09:45:24.692
17 -	18.589	21.746	108.0	15.688	101.8	56.023	81.41	0.428	09:46:20.715
18 -	18.482	22.101	108.0	16.422	99.5	57.005	D 80.01	1.410	09:47:17.720
19 -	18.891	21.796	108.7	16.225	100.6	56.912	80.14	1.317	09:48:14.632
20 -	18.591	21.572	108.9	15.645	101.9	55.808	81.72	0.213	09:49:10.440
21 -	19.073	21.847	109.8	16.098	101.2	57.018	79.99	1.423	09:50:07.458
22 -	18.957	22.024	108.4	15.766	102.4	56.747	80.37	1.152	09:51:04.205
23 -	18.404	21.646	108.0	15.634	101.9	55.684	(3) 81.91	0.089	09:51:59.889
24 -	18.589	21.742	109.4	16.046	101.3	56.377	80.90	0.782	09:52:56.266
25 -	18.528	21.630	108.2	15.513	101.2	55.671	(2) 81.92	0.076	09:53:51.937
26 -	18.481	21.668	108.4	15.446	101.2	55.595 (1)	82.04		09:54:47.532
27 -	18.519	21.928	107.8	15.551	101.2	55.998	81.45	0.403	09:55:43.530

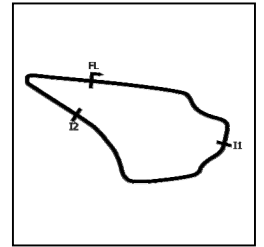
P14 19		Scott McPHEE				Honda - SMP Racing			
IDEAL LAP TIME : 55.481		BEST LAP TIME : 55.613		DIFFERENCE : 0.132					
LAP	SECTOR 1	SECTOR 2	SECTOR 3	LAP TIME	MPH	DIFF	TIME OF DAY		
1 -	OUTLAP	23.590	102.7	16.627	98.2		09:31:54.781		
2 -	19.201	22.329	106.3	15.754	100.3	57.284	79.62	1.671	09:32:52.065
3 -	19.131	22.569	106.0	16.047	99.5	57.747	78.98	2.134	09:33:49.812
4 -	18.755	22.031	105.6	15.764	100.3	56.550	80.65	0.937	09:34:46.362
5 -	18.602	22.267	105.0	15.675	100.6	56.544	80.66	0.931	09:35:42.906
6 -	18.567	21.739	106.3	15.529	100.7	55.835	81.68	0.222	09:36:38.741
7 -	18.586	21.739	107.0	15.716	100.6	56.041	81.38	0.428	09:37:34.782
8 -	18.748	22.548	107.0	19.982	28.9	1:01.278	74.43	5.665	09:38:36.060
9 -	OUTLAP	22.624	105.5	15.857	99.7	4:37.895	16.41	3:42.282	09:43:13.955
10 -	18.564	21.947	108.4	16.514	100.3	57.025	79.98	1.412	09:44:10.980
11 -	19.097	22.402	106.6	15.675	100.0	57.174	79.77	1.561	09:45:08.154
12 -	18.522	21.857	106.5	15.639	100.1	56.018	81.42	0.405	09:46:04.172
13 -	18.443	21.658	107.0	15.575	100.6	55.676	(3) 81.92	0.063	09:46:59.848
14 -	18.491	21.985	106.8	16.017	100.4	56.493	80.73	0.880	09:47:56.341
15 -	18.722	22.110	107.7	15.935	99.5	56.767	80.34	1.154	09:48:53.108
16 -	18.513	21.818	107.2	15.688	100.6	56.019	81.42	0.406	09:49:49.127
17 -	18.495	21.763	106.8	15.809	100.6	56.067	81.35	0.454	09:50:45.194
18 -	18.542	21.785	106.5	15.631	100.6	55.958	81.50	0.345	09:51:41.152
19 -	18.478	21.687	107.2	15.612	100.1	55.777	81.77	0.164	09:52:36.929
20 -	18.474	21.640	107.7	15.499	99.7	55.613 (1)	82.01		09:53:32.542
21 -	18.644	22.903	106.5	15.817	100.0	57.364	79.51	1.751	09:54:29.906
22 -	18.470	21.539	107.5	15.611	100.3	55.620	(2) 82.00	0.007	09:55:25.526

MCRCB BULLETIN TK070

2023 Bennetts British Superbike Championship - Round 4

2023 R&G British Talent Cup

FREE PRACTICE 1 - SECTOR ANALYSIS



SECTOR 1 = FL to I1, SECTOR 2 = I1 to I2, SECTOR 3 = I2 to FL, DIFF = Difference To Personal Best Lap, P = Crossed Finish Line in Pit Lane, D = Time Disallowed

P15 2		Josh BANNISTER				Honda - Dunsley Heat Racing			
IDEAL LAP TIME : 55.571		BEST LAP TIME : 55.622		DIFFERENCE : 0.051					
LAP	SECTOR 1	SECTOR 2	SECTOR 3	LAP TIME	MPH	DIFF	TIME OF DAY		
1 -	OUTLAP	23.772	102.2	16.899	95.7		09:31:04.771		
2 -	19.740	22.960	103.2	16.547	97.3	59.247	76.98	3.625	09:32:04.018
3 -	19.369	22.577	104.3	16.294	98.9	58.240	78.31	2.618	09:33:02.258
4 -	19.096	22.709	104.2	16.107	99.1	57.912	78.75	2.290	09:34:00.170
5 -	19.008	22.248	103.8	16.049	98.5	57.305	79.59	1.683	09:34:57.475
6 -	18.668	22.164	104.3	16.005	98.8	56.837	80.24	1.215	09:35:54.312
7 -	19.291	21.939	103.7	15.917	97.2	57.147	79.81	1.525	09:36:51.459
8 -	18.381	21.745	103.4	15.765	97.5	55.891 (3)	81.60	0.269	09:37:47.350
9 -	18.521	21.726	103.8	15.811	97.3	56.058	81.36	0.436	09:38:43.408
10 -	18.247	21.719	104.3	15.656	97.8	55.622 (1)	82.00		09:39:39.030
11 -	18.345	22.383	102.7	15.704	97.6	56.432	80.82	0.810	09:40:35.462
12 -	18.435	21.668	103.5	15.660	97.3	55.763 (2)	81.79	0.141	09:41:31.225
13 -	18.477	21.733	103.4	15.754	98.2	55.964	81.50	0.342	09:42:27.189
14 -	18.488	22.232	105.6	16.445	97.2	57.165	79.78	1.543	09:43:24.354
15 -	18.489	22.455	107.0	16.184	97.3	57.128	79.84	1.506	09:44:21.482
16 -	18.584	22.027	105.5	16.342	98.2	56.953	80.08	1.331	09:45:18.435
17 -	18.547	22.380	103.2	15.843	98.3	56.770	80.34	1.148	09:46:15.205
18 -	19.087	22.027	105.0	15.969	97.9	57.083	79.90	1.461	09:47:12.288
19 -	18.520	21.882	104.6	16.186	95.4	56.588	80.60	0.966	09:48:08.876
20 -	18.820	21.959	103.8	19.121	38.4	59.900	76.14	4.278	09:49:08.776
21 -	OUTLAP	22.040	104.0	15.912	96.9	1:25.561	53.30	29.939	09:50:34.337
22 -	18.458	22.193	101.9	15.863	97.1	56.514	80.70	0.892	09:51:30.851
23 -	18.506	22.000	103.7	15.977	97.2	56.483	80.75	0.861	09:52:27.334
24 -	18.392	21.973	103.4	15.816	96.9	56.181	81.18	0.559	09:53:23.515
25 -	18.532	22.034	103.5	15.795	96.9	56.361	80.92	0.739	09:54:19.876
26 -	18.565	22.091	106.1	16.159	99.7	56.815	80.28	1.193	09:55:16.691

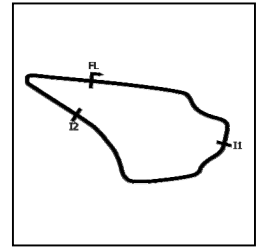
P16 61		Harrison MACKAY				Honda - Wilson Racing / Super Soco			
IDEAL LAP TIME : 55.519		BEST LAP TIME : 55.636		DIFFERENCE : 0.117					
LAP	SECTOR 1	SECTOR 2	SECTOR 3	LAP TIME	MPH	DIFF	TIME OF DAY		
1 -	OUTLAP	25.685	101.9	18.072	97.6		09:31:11.392		
2 -	20.179	23.015	104.6	16.817	99.1	1:00.011	76.00	4.375	09:32:11.403
3 -	19.544	22.483	104.5	16.490	99.4	58.517	77.94	2.881	09:33:09.920
4 -	19.165	22.283	104.5	16.325	98.1	57.773	78.94	2.137	09:34:07.693
5 -	19.132	22.313	106.0	17.099	100.9	58.544	77.90	2.908	09:35:06.237
6 -	19.842	23.157	106.5	16.757	100.3	59.756	76.32	4.120	09:36:05.993
7 -	19.057	22.189	106.8	19.504	33.8	1:00.750	75.08	5.114	09:37:06.743
8 -	OUTLAP	22.272	106.0	16.305	99.8	1:18.476	58.12	22.840	09:38:25.219
9 -	18.809	22.051	105.5	15.946	100.1	56.806	80.29	1.170	09:39:22.025
10 -	18.829	22.763	104.5	15.895	99.8	57.487	79.34	1.851	09:40:19.512
11 -	18.718	22.215	105.1	15.904	99.8	56.837	80.24	1.201	09:41:16.349
12 -	18.686	21.933	105.3	15.813	100.1	56.432	80.82	0.796	09:42:12.781
13 -	18.616	21.752	106.1	16.129	101.6	56.497	80.73	0.861	09:43:09.278
14 -	18.568	21.803	106.6	15.869	102.1	56.240	81.10	0.604	09:44:05.518
15 -	18.335	21.752	105.6	15.912	99.7	55.999	81.44	0.363	09:45:01.517
16 -	18.484	21.686	105.0	15.818	100.3	55.988	81.46	0.352	09:45:57.505
17 -	18.506	21.736	105.3	15.824	100.1	56.066	81.35	0.430	09:46:53.571
18 -	18.450	21.663	105.0	15.899	99.7	56.012	81.43	0.376	09:47:49.583
19 -	18.467	21.596	104.3	15.881	100.0	55.944	81.52	0.308	09:48:45.527
20 -	18.452	21.535	104.8	15.649	100.4	55.636 (1)	81.98		09:49:41.163
21 -	18.417	21.699	104.8	15.726	100.6	55.842 (3)	81.67	0.206	09:50:37.005
22 -	19.401	23.433	101.3	19.085	34.6	1:01.919	73.66	6.283	09:51:38.924
23 -	OUTLAP	21.975	105.0	15.993	100.9	1:31.704	49.73	36.068	09:53:10.628
24 -	18.860	21.902	104.2	15.882	99.8	56.644	80.52	1.008	09:54:07.272
25 -	18.405	21.583	105.5	15.713	100.0	55.701 (2)	81.88	0.065	09:55:02.973

MCRCB BULLETIN TK070

2023 Bennetts British Superbike Championship - Round 4

2023 R&G British Talent Cup

FREE PRACTICE 1 - SECTOR ANALYSIS



SECTOR 1 = FL to I1, SECTOR 2 = I1 to I2, SECTOR 3 = I2 to FL, DIFF = Difference To Personal Best Lap, P = Crossed Finish Line in Pit Lane, D = Time Disallowed

P17 65		Alexander ROWAN				Honda - Mortimer Racing Victoria House Academy			
IDEAL LAP TIME : 55.570		BEST LAP TIME : 55.744		DIFFERENCE : 0.174					
LAP	SECTOR 1	SECTOR 2	SECTOR 3	LAP TIME	MPH	DIFF	TIME OF DAY		
1 -	OUTLAP	25.222	102.6	18.326	96.0		09:31:11.365		
2 -	19.662	22.758	103.8	17.567	97.3	59.987	76.03	4.243	09:32:11.352
3 -	19.299	22.030	106.5	16.639	100.0	57.968	78.68	2.224	09:33:09.320
4 -	18.798	21.904	105.0	16.704	100.1	57.406	79.45	1.662	09:34:06.726
5 -	18.639	22.751	99.8	17.672	95.5	59.062	77.22	3.318	09:35:05.788
6 -	19.920	23.382	105.3	16.952	102.2	1:00.254	75.69	4.510	09:36:06.042
7 -	18.663	22.261	106.8	16.573	102.6	57.497	79.32	1.753	09:37:03.539
8 -	18.883	22.303	106.1	16.121	99.7	57.307	79.59	1.563	09:38:00.846
9 -	18.492	21.976	106.8	16.323	99.8	56.791	80.31	1.047	09:38:57.637
10 -	18.520	21.474	107.8	16.142	100.9	56.136	81.25	0.392	09:39:53.773
11 -	18.429	22.617	105.8	16.017	100.1	57.063	79.93	1.319	09:40:50.836
12 -	18.502	21.460	107.0	15.976	99.7	55.938 (3)	81.53	0.194	09:41:46.774
13 -	18.364	21.810	105.5	15.912	99.8	56.086	81.32	0.342	09:42:42.860
14 -	18.442	21.638	106.6	16.051	100.0	56.131	81.25	0.387	09:43:38.991
15 -	18.429	21.519	106.1	15.884	99.8	55.832 D	81.69	0.088	09:44:34.823
16 -	18.659	21.616	106.3	15.779	99.8	56.054	81.36	0.310	09:45:30.877
17 -	18.511	21.557	106.1	16.006	99.5	56.074	81.34	0.330	09:46:26.951
18 -	18.745	21.911	104.2	19.077	36.7	59.733	76.35	3.989	09:47:26.684
19 -	OUTLAP	22.286	104.3	16.492	97.1	3:35.634	21.15	2:39.890	09:51:02.318
20 -	19.003	22.061	106.3	16.206	100.7	57.270	79.64	1.526	09:51:59.588
21 -	18.501	21.864	106.5	16.194	100.1	56.559	80.64	0.815	09:52:56.147
22 -	18.817	21.610	107.0	15.876	101.0	56.303	81.01	0.559	09:53:52.450
23 -	18.331	21.681	106.8	15.873	100.6	55.885 (2)	81.61	0.141	09:54:48.335
24 -	18.347	21.595	107.8	15.802	101.3	55.744 (1)	81.82		09:55:44.079

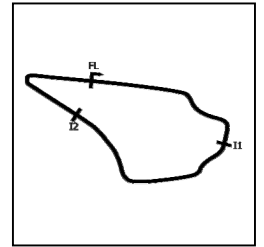
P18 8		Alfie DAVIDSON				Honda - Banks Racing			
IDEAL LAP TIME : 55.994		BEST LAP TIME : 56.090		DIFFERENCE : 0.096					
LAP	SECTOR 1	SECTOR 2	SECTOR 3	LAP TIME	MPH	DIFF	TIME OF DAY		
1 -	OUTLAP	23.903	104.0	17.366	99.5		09:32:17.393		
2 -	19.865	23.063	104.3	16.419	99.4	59.347	76.85	3.257	09:33:16.740
3 -	19.544	22.813	106.0	16.246	100.7	58.603	77.83	2.513	09:34:15.343
4 -	19.291	22.381	104.8	16.091	100.6	57.763	78.96	1.673	09:35:13.106
5 -	18.964	22.359	106.1	16.057	99.7	57.380	79.48	1.290	09:36:10.486
6 -	19.073	22.419	104.2	16.165	100.3	57.657	79.10	1.567	09:37:08.143
7 -	18.770	22.085	105.3	16.167	99.7	57.022	79.98	0.932	09:38:05.165
8 -	19.319	23.148	97.5	22.343	32.4	1:04.810	70.37	8.720	09:39:09.975
9 -	OUTLAP	22.803	104.8	16.212	99.7	1:52.452	40.56	56.362	09:41:02.427
10 -	18.943	22.285	105.1	16.004	99.4	57.232	79.69	1.142	09:41:59.659
11 -	18.949	22.535	106.0	15.818	99.5	57.302	79.59	1.212	09:42:56.961
12 -	18.639	21.952	105.0	15.832	100.0	56.423	80.83	0.333	09:43:53.384
13 -	18.675	22.148	106.8	16.126	99.2	56.949	80.09	0.859	09:44:50.333
14 -	18.674	22.072	104.3	15.899	99.5	56.645	80.52	0.555	09:45:46.978
15 -	18.742	23.905	84.0	17.273	98.8	59.920	76.12	3.830	09:46:46.898
16 -	18.439	21.902	105.0	20.691	36.7	1:01.032	74.73	4.942	09:47:47.930
17 -	OUTLAP	22.478	105.5	15.775	100.0	2:09.682	35.17	1:13.592	09:49:57.612
18 -	18.763	22.269	107.2	15.772	100.1	56.804	80.29	0.714	09:50:54.416
19 -	18.531	21.911	105.1	15.816	100.3	56.258 (3)	81.07	0.168	09:51:50.674
20 -	18.467	21.848	105.3	15.787	99.8	56.102 (2)	81.30	0.012	09:52:46.776
21 -	18.747	23.320	84.9	16.826	99.5	58.893	77.44	2.803	09:53:45.669
22 -	18.473	22.080	105.1	15.830	99.5	56.383	80.89	0.293	09:54:42.052
23 -	18.518	21.783	106.0	15.789	100.0	56.090 (1)	81.31		09:55:38.142

MCRCB BULLETIN TK070

2023 Bennetts British Superbike Championship - Round 4

2023 R&G British Talent Cup

FREE PRACTICE 1 - SECTOR ANALYSIS



SECTOR 1 = FL to I1, SECTOR 2 = I1 to I2, SECTOR 3 = I2 to FL, DIFF = Difference To Personal Best Lap, P = Crossed Finish Line in Pit Lane, D = Time Disallowed

P19 42		Ben JOLLIFFE				Honda - Wilson Racing			
IDEAL LAP TIME : 55.967		BEST LAP TIME : 56.234		DIFFERENCE : 0.267					
LAP	SECTOR 1	SECTOR 2		SECTOR 3		LAP TIME	MPH	DIFF	TIME OF DAY
1 -	OUTLAP	25.808	94.7	19.113	100.6				09:31:13.041
2 -	21.259	25.012	104.6	18.349	99.5	1:04.620	70.58	8.386	09:32:17.661
3 -	20.451	24.615	104.3	17.682	100.6	1:02.748	72.68	6.514	09:33:20.409
4 -	19.970	23.515	106.0	17.292	100.4	1:00.777	75.04	4.543	09:34:21.186
5 -	19.823	23.267	105.3	17.114	101.9	1:00.204	75.76	3.970	09:35:21.390
6 -	19.718	23.522	104.5	17.167	99.8	1:00.407	75.50	4.173	09:36:21.797
7 -	19.342	23.425	105.1	16.792	100.6	59.559	76.58	3.325	09:37:21.356
8 -	19.846	22.455	107.2	16.634	99.7	58.935	77.39	2.701	09:38:20.291
9 -	19.040	22.490	106.8	16.520	99.7	58.050	78.57	1.816	09:39:18.341
10 -	19.122	22.681	106.8	16.150	100.3	57.953	78.70	1.719	09:40:16.294
11 -	18.869	22.386	107.0	16.031	100.1	57.286	79.62	1.052	09:41:13.580
12 -	19.052	22.382	107.8	16.186	99.5	57.620	79.15	1.386	09:42:11.200
13 -	18.814	22.183	107.5	16.108	100.0	57.105	79.87	0.871	09:43:08.305
14 -	18.698	22.167	107.8	16.205	100.6	57.070	79.92	0.836	09:44:05.375
15 -	18.808	22.099	107.3	18.311	97.2	59.218	77.02	2.984	09:45:04.593
16 -	18.906	22.360	106.1	16.098	100.0	57.364	79.51	1.130	09:46:01.957
17 -	18.876	22.326	106.3	15.821	100.3	57.023	79.98	0.789	09:46:58.980
18 -	18.596	22.278	106.5	15.812	100.1	56.686 (2)	80.46	0.452	09:47:55.666
19 -	18.983	22.340	105.8	16.655	98.9	57.978	78.66	1.744	09:48:53.644
20 -	18.620	22.096	107.5	16.684	93.3	57.400	79.46	1.166	09:49:51.044
21 -	19.273	21.898	108.0	15.681	101.0	56.852 (3)	80.22	0.618	09:50:47.896
22 -	18.424	22.044	106.1	16.640	97.9	57.108	79.86	0.874	09:51:45.004
23 -	18.556	22.033	106.8	15.645	101.0	56.234 (1)	81.10		09:52:41.238
24 -	18.596	22.262	105.6	16.064	99.7	56.922	80.12	0.688	09:53:38.160
25 -	18.932	22.317	106.0	15.851	99.4	57.100	79.87	0.866	09:54:35.260
26 -	18.859	22.433	106.6	16.069	99.7	57.361	79.51	1.127	09:55:32.621

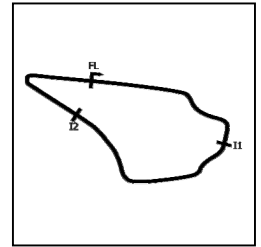
P20 11		Iwan JONES				Honda - Jones Brothers Racing Team			
IDEAL LAP TIME : 56.287		BEST LAP TIME : 56.287		DIFFERENCE : 0.000					
LAP	SECTOR 1	SECTOR 2		SECTOR 3		LAP TIME	MPH	DIFF	TIME OF DAY
1 -	OUTLAP	24.559	101.9	17.808	98.3				09:31:21.849
2 -	19.845	23.301	104.5	16.899	99.1	1:00.045	75.96	3.758	09:32:21.894
3 -	20.246	23.220	103.7	16.623	98.5	1:00.089	75.90	3.802	09:33:21.983
4 -	19.442	23.816	101.3	16.627	99.4	59.885	76.16	3.598	09:34:21.868
5 -	19.251	23.292	104.2	17.190	100.6	59.733	76.35	3.446	09:35:21.601
6 -	19.640	23.523	105.1	17.222	99.8	1:00.385	75.53	4.098	09:36:21.986
7 -	19.370	23.356	104.5	16.931	100.0	59.657	76.45	3.370	09:37:21.643
8 -	19.127	22.196	105.0	16.113	98.8	57.436	79.41	1.149	09:38:19.079
9 -	19.130	22.138	105.0	16.427	97.5	57.695	79.05	1.408	09:39:16.774
10 -	19.394	22.502	104.5	16.129	98.6	58.025	78.60	1.738	09:40:14.799
11 -	19.154	22.341	105.0	16.143	98.3	57.638	79.13	1.351	09:41:12.437
12 -	18.976	22.537	104.5	16.072	98.5	57.585	79.20	1.298	09:42:10.022
13 -	18.966	22.268	104.6	15.866	97.9	57.100	79.87	0.813	09:43:07.122
14 -	19.193	22.216	104.3	22.811	34.0	1:04.220	71.02	7.933	09:44:11.342
15 -	OUTLAP	22.867	104.3	16.088	98.8	4:58.887	15.26	4:02.600	09:49:10.229
16 -	18.949	21.994	106.1	15.926	99.4	56.869	80.20	0.582	09:50:07.098
17 -	19.010	22.637	105.6	16.213	99.1	57.860	78.83	1.573	09:51:04.958
18 -	18.919	22.014	106.1	16.433	99.4	57.366	79.50	1.079	09:52:02.324
19 -	18.688	22.014	104.8	15.843	99.1	56.545 (2)	80.66	0.258	09:52:58.869
20 -	18.588	21.898	104.8	15.801	99.2	56.287 (1)	81.03		09:53:55.156
21 -	18.751	22.023	105.0	15.989	97.9	56.763 (3)	80.35	0.476	09:54:51.919
22 -	18.745	22.213	105.8	16.242	98.2	57.200	79.73	0.913	09:55:49.119

MCRCB BULLETIN TK070

2023 Bennetts British Superbike Championship - Round 4

2023 R&G British Talent Cup

FREE PRACTICE 1 - SECTOR ANALYSIS



SECTOR 1 = FL to I1, SECTOR 2 = I1 to I2, SECTOR 3 = I2 to FL, DIFF = Difference To Personal Best Lap, P = Crossed Finish Line in Pit Lane, D = Time Disallowed

P21 21		Troy JEFFREY				Honda - Talentum Motorsport by Azure Notions			
IDEAL LAP TIME : 55.982		BEST LAP TIME : 56.336		DIFFERENCE : 0.354					
LAP	SECTOR 1	SECTOR 2		SECTOR 3		LAP TIME	MPH	DIFF	TIME OF DAY
1 -	OUTLAP	24.078	102.9	22.299	29.1				09:31:27.257
2 -	OUTLAP	23.538	104.5	16.339	98.8	4:38.075	16.40	3:41.739	09:36:05.332
3 -	19.046	22.493	104.2	16.325	98.6	57.864	78.82	1.528	09:37:03.196
4 -	19.014	22.700	106.0	16.406	100.0	58.120	78.47	1.784	09:38:01.316
5 -	18.688	22.186	106.6	16.018	99.7	56.892	80.17	0.556	09:38:58.208
6 -	18.618	22.485	103.7	16.195	99.2	57.298	79.60	0.962	09:39:55.506
7 -	18.822	22.111	106.8	16.915	98.3	57.848	78.84	1.512	09:40:53.354
8 -	18.618	21.956	106.6	16.523	97.5	57.097	79.88	0.761	09:41:50.451
9 -	19.143	22.645	106.1	16.311	100.1	58.099	78.50	1.763	09:42:48.550
10 -	18.508	21.786	106.3	15.957	99.2	56.254	D	81.08	09:43:44.801
11 -	18.828	22.316	104.5	21.268	30.4	1:02.412	73.08	6.076	09:44:47.213
12 -	OUTLAP	22.496	107.0	16.114	99.7	3:48.467	19.96	2:52.131	09:48:35.680
13 -	18.736	21.959	106.6	16.245	97.2	56.940	80.10	0.604	09:49:32.620
14 -	18.685	21.882	106.5	15.883	99.1	56.450	(2)	80.79	09:50:29.070
15 -	18.538	21.770	106.5	16.354	98.6	56.662	80.49	0.326	09:51:25.732
16 -	18.494	21.767	106.1	15.753	99.8	56.014	D	81.42	09:52:21.746
17 -	18.669	22.016	105.5	15.824	99.4	56.509	(3)	80.71	09:53:18.255
18 -	18.462	21.976	105.6	15.898	99.1	56.336	(1)	80.96	09:54:14.591
19 -	18.812	21.951	107.0	17.278	96.4	58.041	78.58	1.705	09:55:12.632

P22 66		Ronnie HARRIS				Honda - Kovara Projects / RS Racing				
IDEAL LAP TIME : 56.319		BEST LAP TIME : 56.341		DIFFERENCE : 0.022						
LAP	SECTOR 1	SECTOR 2		SECTOR 3		LAP TIME	MPH	DIFF	TIME OF DAY	
1 -	OUTLAP	23.693	104.3	16.702	99.5				09:31:42.356	
2 -	19.312	22.371	107.3	16.182	100.6	57.865	(3)	78.82	1.524	09:32:40.221
3 -	18.642	22.026	107.7	16.105	100.9	56.773	(2)	80.33	0.432	09:33:36.994
4 -	18.517	21.826	108.0	15.998	101.5	56.341	(1)	80.95		09:34:33.335

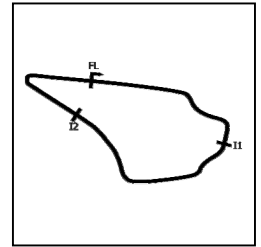
P23 76		Charlie HUNTINGFORD				Honda - Opteven Mototechniks				
IDEAL LAP TIME : 55.981		BEST LAP TIME : 56.354		DIFFERENCE : 0.373						
LAP	SECTOR 1	SECTOR 2		SECTOR 3		LAP TIME	MPH	DIFF	TIME OF DAY	
1 -	OUTLAP	25.442	102.7	18.639	94.5				09:31:11.415	
2 -	20.727	23.291	105.0	16.276	98.8	1:00.294	75.64	3.940	09:32:11.709	
3 -	19.869	22.576	105.6	16.279	97.8	58.724	77.67	2.370	09:33:10.433	
4 -	19.396	22.180	106.1	16.224	99.7	57.800	78.91	1.446	09:34:08.233	
5 -	19.149	22.091	106.3	16.638	100.4	57.878	78.80	1.524	09:35:06.111	
6 -	19.122	22.016	104.8	16.179	96.4	57.317	79.57	0.963	09:36:03.428	
7 -	19.103	21.792	106.5	16.091	99.4	56.986	80.03	0.632	09:37:00.414	
8 -	18.975	21.926	106.0	16.336	96.9	57.237	79.68	0.883	09:37:57.651	
9 -	19.060	21.928	106.5	15.946	99.8	56.934	80.11	0.580	09:38:54.585	
10 -	18.859	22.271	104.5	15.733	99.5	56.863	80.21	0.509	09:39:51.448	
11 -	18.938	21.853	106.5	20.917	28.7	1:01.708	73.91	5.354	09:40:53.156	
12 -	OUTLAP	22.672	102.6	17.670	95.4	1:38.175	46.45	41.821	09:42:31.331	
13 -	19.281	21.956	106.1	16.802	97.9	58.039	78.58	1.685	09:43:29.370	
14 -	18.734	21.734	106.3	16.094	99.2	56.562	(3)	80.63	0.208	09:44:25.932
15 -	18.819	22.003	106.0	16.191	100.0	57.013	80.00	0.659	09:45:22.945	
16 -	18.794	21.831	106.6	16.118	100.1	56.743	80.38	0.389	09:46:19.688	
17 -	18.738	22.530	105.1	16.302	97.2	57.570	79.22	1.216	09:47:17.258	
18 -	18.761	21.971	105.1	16.615	96.9	57.347	79.53	0.993	09:48:14.605	
19 -	19.024	21.728	107.2	15.837	100.3	56.589	80.60	0.235	09:49:11.194	
20 -	18.576	21.900	108.2	15.878	100.6	56.354	(1)	80.93		09:50:07.548
21 -	19.012	22.259	105.8	15.937	96.9	57.208	79.72	0.854	09:51:04.756	
22 -	18.713	21.992	106.3	15.921	96.6	56.626	80.54	0.272	09:52:01.382	
23 -	18.700	21.712	101.8	16.025	100.0	56.437	(2)	80.81	0.083	09:52:57.819
24 -	18.536	22.133	106.0	15.925	99.5	56.594	80.59	0.240	09:53:54.413	
25 -	18.552	21.771	106.8	16.773	98.1	57.096	79.88	0.742	09:54:51.509	
26 -	18.731	22.285	105.1	16.704	96.8	57.720	79.02	1.366	09:55:49.229	

MCRCB BULLETIN TK070

2023 Bennetts British Superbike Championship - Round 4

2023 R&G British Talent Cup

FREE PRACTICE 1 - SECTOR ANALYSIS



SECTOR 1 = FL to I1, SECTOR 2 = I1 to I2, SECTOR 3 = I2 to FL, DIFF = Difference To Personal Best Lap, P = Crossed Finish Line in Pit Lane, D = Time Disallowed

P24 71		Daniel GOODMAN				Honda - VisionTrack Racing Team			
IDEAL LAP TIME : 56.447		BEST LAP TIME : 56.722		DIFFERENCE : 0.275					
LAP	SECTOR 1	SECTOR 2		SECTOR 3		LAP TIME	MPH	DIFF	TIME OF DAY
1 -	OUTLAP	24.713	96.6	18.401	95.0				09:31:17.557
2 -	19.850	23.515	104.0	17.337	97.1	1:00.702	75.13	3.980	09:32:18.259
3 -	20.219	24.347	102.6	17.001	96.6	1:01.567	74.08	4.845	09:33:19.826
4 -	19.351	22.951	104.2	16.585	97.8	58.887	77.45	2.165	09:34:18.713
5 -	19.249	22.553	104.6	16.494	97.3	58.296	78.24	1.574	09:35:17.009
6 -	19.577	22.963	103.2	16.731	97.5	59.271	76.95	2.549	09:36:16.280
7 -	19.197	22.489	103.2	16.645	97.9	58.331	78.19	1.609	09:37:14.611
8 -	18.797	22.407	103.8	16.509	97.5	57.713	79.03	0.991	09:38:12.324
9 -	19.028	22.303	103.4	16.454	98.9	57.785	78.93	1.063	09:39:10.109
10 -	18.818	22.128	105.1	23.411	24.7	1:04.357	70.87	7.635	09:40:14.466
11 -	OUTLAP	22.472	104.8	16.352	98.3	2:12.314	34.47	1:15.592	09:42:26.780
12 -	18.781	22.179	103.8	16.062	98.6	57.022	79.98	0.300	09:43:23.802
13 -	18.758	22.663	106.0	16.013	97.6	57.434	79.41	0.712	09:44:21.236
14 -	18.667	22.114	105.6	16.189	98.1	56.970	80.06	0.248	09:45:18.206
15 -	18.640	21.977	105.0	16.147	98.5	56.764 (3)	80.35	0.042	09:46:14.970
16 -	19.039	22.138	104.0	15.957	98.2	57.134	79.83	0.412	09:47:12.104
17 -	18.513	22.012	104.8	16.197	98.1	56.722 (1)	80.41		09:48:08.826
18 -	18.612	22.149	104.5	16.005	97.8	56.766	80.34	0.044	09:49:05.592
19 -	19.004	24.122	100.3	16.415	98.5	59.541	76.60	2.819	09:50:05.133
20 -	18.762	22.476	104.3	16.059	99.7	57.297	79.60	0.575	09:51:02.430
21 -	18.637	22.149	104.0	15.963	98.6	56.749 (2)	80.37	0.027	09:51:59.179
22 -	18.589	22.213	104.3	22.168	28.3	1:02.970	72.43	6.248	09:53:02.149
23 -	OUTLAP	23.176	100.7	16.761	96.6	2:23.168	31.85	1:26.446	09:55:25.317

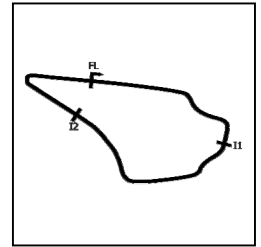
P25 88		Sviatoslav PYLYPENKO				Honda - Microlise Cresswell Racing			
IDEAL LAP TIME : 56.887		BEST LAP TIME : 56.887		DIFFERENCE : 0.000					
LAP	SECTOR 1	SECTOR 2		SECTOR 3		LAP TIME	MPH	DIFF	TIME OF DAY
1 -	OUTLAP	26.482	99.1	18.468	96.0				09:31:11.794
2 -	20.755	24.170	102.9	17.183	96.5	1:02.108	73.43	5.221	09:32:13.902
3 -	19.928	23.428	102.4	16.827	97.9	1:00.183	75.78	3.296	09:33:14.085
4 -	19.552	23.243	102.7	16.763	97.1	59.558	76.58	2.671	09:34:13.643
5 -	19.271	22.974	102.7	16.460	97.8	58.705	77.69	1.818	09:35:12.348
6 -	18.971	22.919	103.4	16.486	98.8	58.376	78.13	1.489	09:36:10.724
7 -	19.171	22.498	103.8	16.392	97.5	58.061	78.55	1.174	09:37:08.785
8 -	18.973	22.307	103.7	16.195	97.8	57.475	79.35	0.588	09:38:06.260
9 -	19.071	22.513	104.5	16.417	97.6	58.001	78.63	1.114	09:39:04.261
10 -	18.917	22.389	103.5	16.226	96.9	57.532	79.27	0.645	09:40:01.793
11 -	18.895	22.264	102.9	16.178	97.1	57.337	79.54	0.450	09:40:59.130
12 -	19.005	22.694	99.5	19.425	96.4	1:01.124	74.62	4.237	09:42:00.254
13 -	19.220	22.277	104.2	16.233	97.8	57.730	79.00	0.843	09:42:57.984
14 -	18.746	22.082	103.2	16.059	97.8	56.887 (1)	80.17		09:43:54.871
15 -	18.763	22.756	99.1	24.542	25.9	1:06.061	69.04	9.174	09:45:00.932
16 -	OUTLAP	23.101	102.1	16.466	96.0	2:35.852	29.26	1:38.965	09:47:36.784
17 -	19.297	22.298	103.0	16.292	97.1	57.887	78.79	1.000	09:48:34.671
18 -	18.943	22.617	103.7	16.432	96.6	57.992	78.65	1.105	09:49:32.663
19 -	19.068	22.269	103.4	16.247	97.3	57.584	79.20	0.697	09:50:30.247
20 -	18.800	22.114	103.5	16.198	97.2	57.112 (2)	79.86	0.225	09:51:27.359
21 -	18.934	22.228	102.9	16.192	97.3	57.354	79.52	0.467	09:52:24.713
22 -	18.945	22.265	102.7	16.086	96.9	57.296	79.60	0.409	09:53:22.009
23 -	18.853	22.116	103.0	16.152	96.8	57.121 (3)	79.85	0.234	09:54:19.130
24 -	18.858	22.447	102.9	16.175	96.9	57.480	79.35	0.593	09:55:16.610

MCRCB BULLETIN TK070

2023 Bennetts British Superbike Championship - Round 4

2023 R&G British Talent Cup

FREE PRACTICE 1 - SECTOR ANALYSIS



SECTOR 1 = FL to I1, SECTOR 2 = I1 to I2, SECTOR 3 = I2 to FL, DIFF = Difference To Personal Best Lap, P = Crossed Finish Line in Pit Lane, D = Time Disallowed

P26 28		Charlie BARNES				Honda - Talentum Motorsport by Azure Notions			
IDEAL LAP TIME : 56.808		BEST LAP TIME : 56.887		DIFFERENCE : 0.079					
LAP	SECTOR 1	SECTOR 2	SECTOR 3	LAP TIME	MPH	DIFF	TIME OF DAY		
1 -	OUTLAP	26.371	100.1	18.817	97.2		09:31:16.047		
2 -	20.395	24.865	103.7	17.356	100.6	1:02.616	72.84	5.729	09:32:18.663
3 -	20.157	24.236	104.2	17.208	97.2	1:01.601	74.04	4.714	09:33:20.264
4 -	19.758	23.456	104.2	16.627	99.2	59.841	76.22	2.954	09:34:20.105
5 -	19.666	23.721	104.0	16.627	98.3	1:00.014	76.00	3.127	09:35:20.119
6 -	19.784	22.960	103.8	16.399	98.9	59.143 D	77.12	2.256	09:36:19.262
7 -	19.179	22.954	103.5	16.423	99.5	58.556 D	77.89	1.669	09:37:17.818
8 -	18.875	23.073	103.7	16.107	99.4	58.055	78.56	1.168	09:38:15.873
9 -	19.066	22.768	103.5	16.596	98.3	58.430	78.06	1.543	09:39:14.303
10 -	18.864	23.297	103.8	22.187	29.2	1:04.348 D	70.88	7.461	09:40:18.651
11 -	OUTLAP	22.367	104.3	16.930	95.0	5:55.752	12.82	4:58.865	09:46:14.403
12 -	19.753	23.201	103.8	16.174	99.1	59.128	77.13	2.241	09:47:13.531
13 -	18.998	22.479	104.2	16.267	98.8	57.744	78.98	0.857	09:48:11.275
14 -	19.231	22.480	104.8	16.370	99.1	58.084 D	78.53	1.194	09:49:09.356
15 -	19.050	22.337	104.8	16.027	99.7	57.414 (3)	79.44	0.527	09:50:06.770
16 -	18.911	22.149	104.2	16.265	99.2	57.325 (2)	79.56	0.438	09:51:04.095
17 -	18.983	22.682	104.5	16.357	99.1	58.022	78.61	1.135	09:52:02.117
18 -	19.163	22.399	104.5	16.061	99.5	57.623	79.15	0.736	09:52:59.740
19 -	18.646	22.228	105.5	16.013	100.3	56.887 (1)	80.17		09:53:56.627
20 -	18.854	22.537	104.5	20.538	34.6	1:01.929	73.65	5.042	09:54:58.556

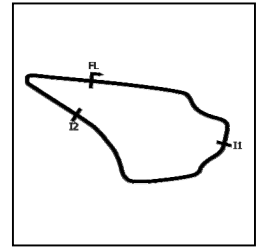
P27 41		Luca HOPKINS				Honda - Barnsdale Leisure / SP125 Racing			
IDEAL LAP TIME : 56.786		BEST LAP TIME : 56.959		DIFFERENCE : 0.173					
LAP	SECTOR 1	SECTOR 2	SECTOR 3	LAP TIME	MPH	DIFF	TIME OF DAY		
1 -	OUTLAP	24.163	104.8	17.041	100.0		09:33:23.944		
2 -	20.255	23.391	106.5	16.548	101.3	1:00.194	75.77	3.235	09:34:24.138
3 -	19.918	23.208	104.2	16.988	101.6	1:00.114	75.87	3.155	09:35:24.252
4 -	19.849	23.621	106.1	16.461	100.1	59.931	76.10	2.972	09:36:24.183
5 -	19.844	22.964	105.3	16.570	100.4	59.378	76.81	2.419	09:37:23.561
6 -	19.799	22.827	105.0	16.456	100.3	59.082	77.19	2.123	09:38:22.643
7 -	19.700	22.661	105.1	16.330	100.3	58.691	77.71	1.732	09:39:21.334
8 -	19.216	22.576	106.8	15.985	101.8	57.777	78.94	0.818	09:40:19.111
9 -	19.252	22.415	107.0	16.178	101.3	57.845	78.85	0.886	09:41:16.956
10 -	19.214	22.384	106.1	16.066	100.9	57.664	79.09	0.705	09:42:14.620
11 -	19.106	22.553	105.6	16.090	100.6	57.749	78.98	0.790	09:43:12.369
12 -	19.407	22.484	105.5	16.302	100.3	58.193	78.37	1.234	09:44:10.562
13 -	19.323	22.865	106.1	16.178	101.2	58.366	78.14	1.407	09:45:08.928
14 -	19.022	22.374	106.0	16.127	100.9	57.523	79.29	0.564	09:46:06.451
15 -	19.374	22.440	105.0	16.096	100.4	57.910	78.76	0.951	09:47:04.361
16 -	19.101	22.526	105.0	16.217	100.1	57.844	78.85	0.885	09:48:02.205
17 -	19.069	22.147	106.5	16.071	100.6	57.287	79.61	0.328	09:48:59.492
18 -	19.053	22.352	105.3	16.008	100.4	57.413	79.44	0.454	09:49:56.905
19 -	19.353	22.324	105.6	16.113	101.6	57.790	78.92	0.831	09:50:54.695
20 -	18.929	22.093	106.3	16.050	101.2	57.072 (2)	79.91	0.113	09:51:51.767
21 -	18.786	22.149	106.3	16.024	100.6	56.959 (1)	80.07		09:52:48.726
22 -	19.021	22.215	105.6	15.920	101.2	57.156 (3)	79.80	0.197	09:53:45.882
23 -	18.983	22.209	106.6	16.013	100.4	57.205	79.73	0.246	09:54:43.087
24 -	19.009	22.366	107.2	15.907	101.5	57.282	79.62	0.323	09:55:40.369

MCRCB BULLETIN TK070

2023 Bennetts British Superbike Championship - Round 4

2023 R&G British Talent Cup

FREE PRACTICE 1 - SECTOR ANALYSIS



SECTOR 1 = FL to I1, SECTOR 2 = I1 to I2, SECTOR 3 = I2 to FL, DIFF = Difference To Personal Best Lap, P = Crossed Finish Line in Pit Lane, D = Time Disallowed

P28 99		Peter WILLIS		Honda - Belfast Chauffer Hire by WM-Racing					
IDEAL LAP TIME : 57.588		BEST LAP TIME : 57.758		DIFFERENCE : 0.170					
LAP	SECTOR 1	SECTOR 2	SECTOR 3	LAP TIME	MPH	DIFF	TIME OF DAY		
1 -	OUTLAP	24.377	103.7	17.495	98.2		09:31:07.016		
2 -	20.419	22.976	105.3	16.725	97.9	1:00.120	09:32:07.136		
3 -	19.893	22.916	105.3	16.403	98.2	59.212	09:33:06.348		
4 -	19.570	22.567	105.3	16.110	99.5	58.247 (2)	09:34:04.595		
5 -	19.244	22.495	105.5	16.019	100.4	57.758 (1)	09:35:02.353		
6 -	19.451	22.741	104.6	16.145	99.7	58.337 (3)	09:36:00.690		
7 -	19.403	24.352	80.4	23.828	34.6	1:07.583	09:37:08.273		
8 -	OUTLAP	23.233	105.0	21.520	29.9	1:32.402	09:38:40.675		
9 -	OUTLAP	23.679	103.0	16.635	99.1	1:55.839	09:40:36.514		
10 -	19.654	22.860	105.1	15.968	99.5	58.482	09:41:34.996		
11 -	19.907	22.651	106.5	15.849	100.6	58.407	09:42:33.403		
12 -	19.537	23.623	94.7	19.814	33.6	1:02.974	09:43:36.377		
13 -	OUTLAP	23.507	103.5	16.775	98.3	7:55.945	09:51:32.322		
14 -	19.928	23.095	105.0	16.665	98.1	59.688	09:52:32.010		
15 -	19.716	22.917	104.6	16.587	98.2	59.220	09:53:31.230		
16 -	19.797	23.007	104.6	16.450	96.2	59.254	09:54:30.484		
17 -	20.016	22.844	107.2	17.329	85.3	1:00.189	09:55:30.673		

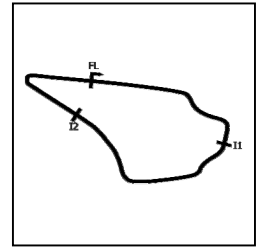
P29 67		George BOWES		Honda - Microlise Cresswell Racing					
IDEAL LAP TIME : 57.700		BEST LAP TIME : 57.857		DIFFERENCE : 0.157					
LAP	SECTOR 1	SECTOR 2	SECTOR 3	LAP TIME	MPH	DIFF	TIME OF DAY		
1 -	OUTLAP	27.009	95.7	19.243	99.2		09:31:12.753		
2 -	21.374	25.050	104.5	17.950	99.8	1:04.374	09:32:17.127		
3 -	20.882	24.607	104.6	18.197	100.4	1:03.686	09:33:20.813		
4 -	20.162	24.379	102.1	17.844	101.5	1:02.385	09:34:23.198		
5 -	20.141	23.688	106.1	17.082	100.6	1:00.911	09:35:24.109		
6 -	19.710	23.766	105.5	17.311	101.2	1:00.787	09:36:24.896		
7 -	20.014	23.555	106.3	16.980	101.2	1:00.549	09:37:25.445		
8 -	19.933	23.307	107.0	16.986	102.4	1:00.226	09:38:25.671		
9 -	19.568	23.177	106.6	16.457	101.0	59.202	09:39:24.873		
10 -	19.645	23.273	106.1	16.882	101.3	59.800	09:40:24.673		
11 -	19.412	24.152	106.6	16.974	100.4	1:00.538	09:41:25.211		
12 -	19.451	22.903	106.8	16.332	101.2	58.686	09:42:23.897		
13 -	19.289	23.227	107.0	16.508	101.2	59.024	09:43:22.921		
14 -	19.303	22.820	107.0	16.720	101.6	58.843	09:44:21.764		
15 -	19.604	22.844	106.6	16.312	101.8	58.760	09:45:20.524		
16 -	19.428	22.693	106.6	16.344	101.9	58.465	09:46:18.989		
17 -	19.313	22.780	106.3	16.701	101.0	58.794	09:47:17.783		
18 -	19.463	22.883	107.0	16.439	100.3	58.785	09:48:16.568		
19 -	19.341	22.666	106.5	16.321	101.3	58.328	09:49:14.896		
20 -	19.262	22.549	106.5	16.456	102.2	58.267 (3)	09:50:13.163		
21 -	18.994	23.263	102.4	16.723	101.8	58.980	09:51:12.143		
22 -	19.257	22.549	107.5	16.157	101.2	57.963 (2)	09:52:10.106		
23 -	20.838	23.132	106.6	16.276	101.5	1:00.246	09:53:10.352		
24 -	19.311	22.673	106.1	16.341	101.5	58.325	09:54:08.677		
25 -	19.095	22.559	106.8	16.203	101.2	57.857 (1)	09:55:06.534		

MCRCB BULLETIN TK070

2023 Bennetts British Superbike Championship - Round 4

2023 R&G British Talent Cup

FREE PRACTICE 1 - SECTOR ANALYSIS



SECTOR 1 = FL to I1, SECTOR 2 = I1 to I2, SECTOR 3 = I2 to FL, DIFF = Difference To Personal Best Lap, P = Crossed Finish Line in Pit Lane, D = Time Disallowed

P30 32		Ritchie O'NEIL			Honda - Stiggy Motorsport				
IDEAL LAP TIME : 58.385		BEST LAP TIME : 58.488			DIFFERENCE : 0.103				
LAP	SECTOR 1	SECTOR 2		SECTOR 3		LAP TIME	MPH	DIFF	TIME OF DAY
1 -	OUTLAP	25.733	100.1	18.111	96.6				09:32:49.145
2 -	20.679	24.953	101.0	17.044	97.5	1:02.676	72.77	4.188	09:33:51.821
3 -	20.166	23.800	99.8	17.023	97.5	1:00.989	74.78	2.501	09:34:52.810
4 -	19.938	24.144	99.5	17.033	97.2	1:01.115	74.63	2.627	09:35:53.925
5 -	20.203	23.331	101.6	16.746	95.1	1:00.280	75.66	1.792	09:36:54.205
6 -	19.857	23.118	103.5	16.577	97.1	59.552	76.59	1.064	09:37:53.757
7 -	19.774	22.882	104.2	17.072	96.2	59.728	76.36	1.240	09:38:53.485
8 -	19.488	22.987	103.5	16.528	98.1	59.003	77.30	0.515	09:39:52.488
9 -	19.382	22.875	103.7	16.431	97.5	58.688 (2)	77.71	0.200	09:40:51.176
10 -	19.307	22.996	103.2	16.510	97.5	58.813 (3)	77.55	0.325	09:41:49.989
11 -	19.400	22.811	104.2	16.277	96.4	58.488 (1)	77.98		09:42:48.477
12 -	19.567	22.801	102.7	20.078	90.1	1:02.446	73.04	3.958	09:43:50.923
13 -	19.838	23.031	103.2	17.220	95.4	1:00.089	75.90	1.601	09:44:51.012
14 -	19.535	23.005	103.8	17.657	94.9	1:00.197	75.76	1.709	09:45:51.209
15 -	19.753	23.036	102.2	16.485	98.1	59.274	76.94	0.786	09:46:50.483
16 -	19.505	23.298	101.8	16.565	98.8	59.368	76.82	0.880	09:47:49.851

MCRCB BULLETIN TK071**2023 Bennetts British Superbike Championship - Round 4****2023 R&G British Talent Cup****FREE PRACTICE 1 - BEST SECTORS**

SECTOR 1			SECTOR 2			SECTOR 3			IDEAL / BEST COMPARISON						
POS	NO	NAME	TIME	NO	NAME	TIME	NO	NAME	TIME	POS	NO	NAME	IDEAL	BEST	DIFF
													PERFECT LAP	53.682	
1	52	BELFORD	17.623	52	BELFORD	20.857	52	BELFORD	15.202	1	52	BELFORD	53.682	53.689	0.007
2	43	BRINTON	17.805	4	MOUNSEY	21.135	43	BRINTON	15.278	2	43	BRINTON	54.449	54.584	0.135
3	23	STEPHENSON	17.921	23	STEPHENSON	21.153	55	DESSOY	15.324	3	23	STEPHENSON	54.482	54.631	0.149
4	4	MOUNSEY	18.009	48	WALKER	21.239	64	EDMUNDS	15.356	4	4	MOUNSEY	54.623	54.685	0.062
5	55	DESSOY	18.023	55	DESSOY	21.296	75	SUROWIAK	15.356	5	55	DESSOY	54.643	54.759	0.116
6	29	BROWN	18.053	43	BRINTON	21.366	23	STEPHENSON	15.408	6	48	WALKER	54.876	54.986	0.110
7	48	WALKER	18.108	7	McCABE	21.386	40	CORREA	15.446	7	64	EDMUNDS	54.979	55.042	0.063
8	64	EDMUNDS	18.114	29	BROWN	21.386	4	MOUNSEY	15.479	8	29	BROWN	54.979	55.275	0.296
9	24	FROST	18.123	75	SUROWIAK	21.435	24	FROST	15.499	9	75	SUROWIAK	55.032	55.091	0.059
10	7	McCABE	18.131	33	BANISH	21.442	19	McPHEE	15.499	10	7	McCABE	55.040	55.121	0.081
11	75	SUROWIAK	18.241	65	ROWAN	21.460	7	McCABE	15.523	11	24	FROST	55.182	55.200	0.018
12	2	BANNISTER	18.247	64	EDMUNDS	21.509	48	WALKER	15.529	12	40	CORREA	55.422	55.595	0.173
13	33	BANISH	18.273	61	MACKAY	21.535	29	BROWN	15.540	13	33	BANISH	55.438	55.519	0.081
14	65	ROWAN	18.331	19	McPHEE	21.539	42	JOLLIFFE	15.645	14	19	McPHEE	55.481	55.613	0.132
15	61	MACKAY	18.335	24	FROST	21.560	61	MACKAY	15.649	15	61	MACKAY	55.519	55.636	0.117
16	40	CORREA	18.404	40	CORREA	21.572	2	BANNISTER	15.656	16	65	ROWAN	55.570	55.744	0.174
17	42	JOLLIFFE	18.424	2	BANNISTER	21.668	33	BANISH	15.723	17	2	BANNISTER	55.571	55.622	0.051
18	8	DAVIDSON	18.439	76	HUNTINGFORD	21.712	76	HUNTINGFORD	15.733	18	42	JOLLIFFE	55.967	56.234	0.267
19	19	McPHEE	18.443	21	JEFFREY	21.767	21	JEFFREY	15.753	19	76	HUNTINGFORD	55.981	56.354	0.373
20	21	JEFFREY	18.462	8	DAVIDSON	21.783	8	DAVIDSON	15.772	20	21	JEFFREY	55.982	56.336	0.354
21	66	HARRIS	18.495	66	HARRIS	21.826	65	ROWAN	15.779	21	8	DAVIDSON	55.994	56.090	0.096
22	71	GOODMAN	18.513	42	JOLLIFFE	21.898	11	JONES	15.801	22	11	JONES	56.287	56.287	0.000
23	76	HUNTINGFORD	18.536	11	JONES	21.898	99	WILLIS	15.849	23	66	HARRIS	56.319	56.341	0.022
24	11	JONES	18.588	71	GOODMAN	21.977	41	HOPKINS	15.907	24	71	GOODMAN	56.447	56.722	0.275
25	28	BARNES	18.646	88	PYLYPENKO	22.082	71	GOODMAN	15.957	25	41	HOPKINS	56.786	56.959	0.173
26	88	PYLYPENKO	18.746	41	HOPKINS	22.093	66	HARRIS	15.998	26	28	BARNES	56.808	56.887	0.079
27	41	HOPKINS	18.786	28	BARNES	22.149	28	BARNES	16.013	27	88	PYLYPENKO	56.887	56.887	0.000
28	67	BOWES	18.994	99	WILLIS	22.495	88	PYLYPENKO	16.059	28	99	WILLIS	57.588	57.758	0.170
29	99	WILLIS	19.244	67	BOWES	22.549	67	BOWES	16.157	29	67	BOWES	57.700	57.857	0.157
30	32	O'NEIL	19.307	32	O'NEIL	22.801	32	O'NEIL	16.277	30	32	O'NEIL	58.385	58.488	0.103

MCRCB BULLETIN TK072**2023 Bennetts British Superbike Championship - Round 4****2023 R&G British Talent Cup****FREE PRACTICE 1 - BEST SPEEDS**

POS	INTERMEDIATE 1			INTERMEDIATE 2			FINISH LINE		
	NO	NAME	MPH	NO	NAME	MPH	NO	NAME	MPH
1				52	BELFORD	112.0	52	BELFORD	104.8
2				43	BRINTON	110.1	43	BRINTON	103.8
3				48	WALKER	109.8	64	EDMUNDS	103.5
4				40	CORREA	109.8	23	STEPHENSON	102.9
5				64	EDMUNDS	109.6	33	BANISH	102.6
6				23	STEPHENSON	109.2	65	ROWAN	102.6
7				4	MOUNSEY	109.2	4	MOUNSEY	102.4
8				7	McCABE	108.5	7	McCABE	102.4
9				75	SUROWIAK	108.4	24	FROST	102.4
10				19	McPHEE	108.4	40	CORREA	102.4
11				33	BANISH	108.2	67	BOWES	102.4
12				76	HUNTINGFORD	108.2	75	SUROWIAK	102.2
13				24	FROST	108.0	61	MACKAY	102.1
14				42	JOLLIFFE	108.0	42	JOLLIFFE	101.9
15				66	HARRIS	108.0	41	HOPKINS	101.8
16				65	ROWAN	107.8	48	WALKER	101.6
17				55	DESSOY	107.7	66	HARRIS	101.5
18				29	BROWN	107.7	55	DESSOY	101.3
19				67	BOWES	107.5	19	McPHEE	100.7
20				8	DAVIDSON	107.2	8	DAVIDSON	100.7
21				41	HOPKINS	107.2	11	JONES	100.6
22				99	WILLIS	107.2	76	HUNTINGFORD	100.6
23				2	BANNISTER	107.0	28	BARNES	100.6
24				21	JEFFREY	107.0	99	WILLIS	100.6
25				61	MACKAY	106.8	21	JEFFREY	100.1
26				11	JONES	106.1	2	BANNISTER	99.7
27				71	GOODMAN	106.0	71	GOODMAN	99.7
28				28	BARNES	105.5	29	BROWN	99.2
29				88	PYLYPENKO	104.5	88	PYLYPENKO	98.8
30				32	O'NEIL	104.2	32	O'NEIL	98.8

MCRCB BULLETIN TK073

2023 Bennetts British Superbike Championship - Round 4

2023 R&G British Talent Cup

FREE PRACTICE 1 - STATISTICS

Competitors Started	30
Planned Start	2023-06-17 @ 09:30:00.000
Actual Start	2023-06-17 @ 09:30:01.298
Finish Time	2023-06-17 @ 09:55:01.298
Track Length	1.2669mi.
Total Laps	683
Total Distance Covered	865.3445mi.

Session Fastest Lap History

NO	NAME	LAP TIME	TIME OF DAY	LAP	VEHICLE
55	Harrison DESOY	59.143	09:32:03.805	2	Honda
52	Evan BELFORD	57.197	09:32:04.691	2	Honda
52	Evan BELFORD	56.918	09:33:01.610	3	Honda
4	Sullivan MOUNSEY	56.538	09:33:25.997	3	Honda
52	Evan BELFORD	55.126	09:33:56.736	4	Honda
52	Evan BELFORD	54.373	09:36:41.711	7	Honda
52	Evan BELFORD	53.997	09:37:35.707	8	Honda
52	Evan BELFORD	53.963	09:44:22.024	15	Honda
52	Evan BELFORD	53.689	09:48:55.991	20	Honda

Flag History

TYPE	TIME OF DAY
GREEN	09:30:01.298
FINISH	09:55:01.298

Flag Statistics

TYPE	COUNT	TOTAL LAPS	TOTAL TIME
Green	1	27	27:34.267
Red	0	0	0.000
Safety Car	0	0	0.000
FCY	0	0	0.000

MCRCB BULLETIN TK074

2023 Bennetts British Superbike Championship - Round 4

2023 R&G British Talent Cup

FREE PRACTICE 1 - SESSION NOTES

TIME	MESSAGE
09:34:02	NO.55 - EXCEEDED TRACK LIMITS - T7 - LAPTIME CANCELLED
09:35:46	NO.66 FALLER AT TURN 7 - RIDER OK
09:36:01	NO.28 - EXCEEDED TRACK LIMITS - T3 - LAPTIME CANCELLED
09:36:54	
09:37:36	NO.29 - EXCEEDED TRACK LIMITS - T3 - LAPTIME CANCELLED
09:39:47	NO.28 - EXCEEDED TRACK LIMITS - T3 - LAPTIME CANCELLED
09:40:33	BLACK/WHITE FLAG NO. 28 TRACK LIMITS WARNING
09:41:19	NO.29 - EXCEEDED TRACK LIMITS - T3 - LAPTIME CANCELLED
09:41:19	
09:43:20	NO.21 - EXCEEDED TRACK LIMITS - T3 - LAPTIME CANCELLED
09:44:44	NO.65 - EXCEEDED TRACK LIMITS - T7 - LAPTIME CANCELLED
09:45:58	NO.29 - EXCEEDED TRACK LIMITS - T3 - LAPTIME CANCELLED
09:47:10	NO.40 - EXCEEDED TRACK LIMITS - T7 - LAPTIME CANCELLED
09:48:44	NO.28 - EXCEEDED TRACK LIMITS - T3 - LAPTIME CANCELLED
09:49:23	NO.32 STOPPED TECHNICAL PROBLEM - T9
09:51:43	NO.32 - EXCEEDED TRACK LIMITS - T7 - LAPTIME CANCELLED
09:52:18	NO.21 - EXCEEDED TRACK LIMITS - T7 - LAPTIME CANCELLED
09:55:12	NO.48 - EXCEEDED TRACK LIMITS - T3 - LAPTIME CANCELLED

MCRCB BULLETIN TK075

2023 Bennetts British Superbike Championship - Round 4

2023 R&G British Talent Cup

FREE PRACTICE 1 - WEATHER CONDITIONS

