

POS	NO	NAME	NAT	ENTRY	LAPS	TIME	GAP	DIFF	MPH	BEST	ON
1	55	Harrison DESSOY	GBR	Honda - Microlise Cresswell Racing / Eastern Garag	14	23:35.993			88.43	1:40.312	13
2	7	Harley McCABE	GBR	Honda - McCabe Racing	14	23:37.288	1.295	1.295	88.35	1:40.326	7
3	52	Evan BELFORD	GBR	Honda - City Lifting / RS Racing	14	23:39.870	3.877	2.582	88.19	1:40.162	6
4	40	Julian CORREA	USA	Honda - Microlise Cresswell Racing	14	23:40.444	4.451	0.574	88.15	1:40.368	7
5	24	Ryan FROST	GBR	Honda - Talentum Motorsport by Azure Notions	14	23:43.190	7.197	2.746	87.98	1:40.432	8
6	65	Alexander ROWAN	GBR	Honda - Mortimer Racing Victoria House Academy	14	23:45.151	9.158	1.961	87.86	1:41.133	11
7	48	Ollie WALKER	GBR	Honda - Wright Morgan / SP125 Racing	14	23:46.281	10.288	1.130	87.79	1:41.026	12
8	76	Charlie HUNTINGFORD	GBR	Honda - Opteven Mototechniks	14	23:57.646	21.653	11.365	87.10	1:41.595	11
9	61	Harrison MACKAY	GBR	Honda - Wilson Racing / Super Soco	14	23:58.023	22.030	0.377	87.08	1:41.760	5
10	64	Clayton EDMUNDS	GBR	Honda - City Lifting / RS Racing	14	23:58.179	22.186	0.156	87.07	1:41.524	11
11	2	Josh BANNISTER	GBR	Honda - Dunsley Heat Racing	14	23:58.481	22.488	0.302	87.05	1:41.907	4
12	66	Ronnie HARRIS	GBR	Honda - Kovara Projects / RS Racing	14	23:58.668	22.675	0.187	87.04	1:41.725	6
13	99	Peter WILLIS	GBR	Honda - Belfast Chauffer Hire by WM-Racing	14	23:58.966	22.973	0.298	87.02	1:41.846	4
14	75	Filip SUROWIAK	POL	Honda - FS75 Racing / FAB Racing	14	24:03.948	27.955	4.982	86.72	1:42.298	7
15	88	Sviatoslav PYLYPENKO	UKR	Honda - Microlise Cresswell Racing	14	24:10.104	34.111	6.156	86.35	1:42.209	8
16	67	George BOWES	GBR	Honda - Microlise Cresswell Racing	14	24:10.237	34.244	0.133	86.34	1:42.200	4
17	71	Daniel GOODMAN	GBR	Honda - VisionTrack Racing Team	14	24:10.734	34.741	0.497	86.31	1:42.375	9
18	42	Ben JOLLIFFE	GBR	Honda - Wilson Racing	14	24:18.554	42.561	7.820	85.85	1:42.846	9
19	11	Iwan JONES	GBR	Honda - Jones Brothers Racing Team	14	24:18.915	42.922	0.361	85.83	1:42.893	6
20	41	Luca HOPKINS	GBR	Honda - Barnsdale Leisure / SP125 Racing	14	24:26.484	50.491	7.569	85.39	1:43.698	2
21	33	Eli BANISH	USA	Honda - VisionTrack Racing Team	14	24:26.750	50.757	0.266	85.37	1:43.484	8

## NOT CLASSIFIED

DNF	4	Sullivan MOUNSEY	GBR	Honda - Wilson Racing / Maddison Media	13	21:55.163	1 Lap	1 Lap	88.40	1:40.410	8
DNF	29	Lucas BROWN	GBR	Honda - Amphibian Scaffolding / SP125 Racing	12	20:15.248	2 Laps	1 Lap	88.30	1:40.433	7
DNF	8	Alfie DAVIDSON	GBR	Honda - Banks Racing	8	13:45.054	6 Laps	4 Laps	86.65	1:41.859	7
DNF	28	Charlie BARNES	GBR	Honda - Talentum Motorsport by Azure Notions	8	14:16.621	6 Laps	31.567	83.46	1:44.677	6
DNF	19	Scott McPHEE	GBR	Honda - SMP Racing	6	10:39.675	8 Laps	2 Laps	83.77	1:44.198	2
DNF	27	Ted WILKINSON	GBR	Honda - Team RMB	5	8:51.031	9 Laps	1 Lap	84.05	1:44.102	2

## FASTEST LAP

52	Evan BELFORD	GBR	Honda - City Lifting / RS Racing	6	1:40.162	89.39 mph	143.87 kph
----	--------------	-----	----------------------------------	---	----------	-----------	------------

## New Lap Record

Weather / Track : Cloudy / Dry

These results are provisional until the conclusion of any judicial and technical matters.

Race Distance: 14 Laps / 34.82 miles

Donington Park GP: 2.4873 miles

Date: 21/05/2023 Start: 14:06 Finish: 14:29

Race Director : Stuart Higgs	Stewards :	Timekeeper : Richard Evans
S. Higgs		R. EVANS
<small>Digitally Approved at 14:46 Sunday, 21 May 2023</small>		<small>Digitally Approved at 14:42 Sunday, 21 May 2023</small>

Results can be found at [www.britishsuperbike.com](http://www.britishsuperbike.com)

Printed - 14:36 Sunday, 21 May 2023



# MCRCB BULLETIN TK373

## 2023 Bennetts British Superbike Championship - Round 3

### 2023 R&G British Talent Cup

#### RACE 2 - LAP CHART

65	7.876	1:41.348
61	18.050	1:41.912
2	18.318	1:42.622
76	18.578	1:42.005
66	18.753	1:42.344
99	19.038	1:42.165
64	19.280	1:42.035
75	23.016	1:43.080
88	28.499	1:43.119
67	28.605	1:42.890
71	28.888	1:43.014
42	35.839	1:44.280
11	36.149	1:44.052
41	42.247	1:44.281
33	42.598	1:44.110

#### LAP 13 @ 14:28:17.520

NO	BEHIND	LAP TIME
55		1:40.312
4	0.232	1:40.475
52	0.426	1:40.484
40	1.180	1:40.377
7	1.532	1:40.513
24	7.110	1:41.222
48	8.813	1:41.694
65	9.063	1:41.499
61	20.161	1:42.423
2	20.483	1:42.477
76	20.580	1:42.314
64	20.927	1:41.959
66	21.158	1:42.717
99	21.379	1:42.653
75	25.757	1:43.053
67	31.452	1:43.159
88	31.779	1:43.592
71	32.266	1:43.690
11	39.807	1:43.970
42	40.172	1:44.645
41	46.509	1:44.574
33	46.787	1:44.501

#### LAP 14 @ 14:29:58.582

NO	BEHIND	LAP TIME
55		1:41.062
7	1.295	1:40.825
52	3.877	1:44.513
40	4.451	1:44.333
24	7.197	1:41.149
65	9.158	1:41.157
48	10.288	1:42.537
76	21.653	1:42.135
61	22.030	1:42.931
64	22.186	1:42.321
2	22.488	1:43.067
66	22.675	1:42.579
99	22.973	1:42.656
75	27.955	1:43.260
88	34.111	1:43.394
67	34.244	1:43.854
71	34.741	1:43.537
42	42.561	1:43.451
11	42.922	1:44.177
41	50.491	1:45.044
33	50.757	1:45.032

Weather / Track : Cloudy / Dry

Results can be found at [www.tsl-timing.com](http://www.tsl-timing.com)

Page 2 of 2

Donington Park GP: 2.4873 miles  
Date: 21/05/2023 Start: 14:06 Finish: 14:29

Printed - 14:38 Sunday, 21 May 2023

**MCRCB BULLETIN TK374**

**2023 Bennetts British Superbike Championship - Round 3**

**2023 R&G British Talent Cup**

**RACE 2 - POSITION CHART**

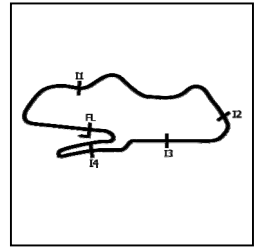
No	Name	Lap															
		Pos	1	2	3	4	5	6	7	8	9	10	11	12	13	14	
40	CORREA	1	40	55	55	55	55	55	55	55	55	4	55	4	55	55	55
52	BELFORD	2	52	40	40	40	40	40	52	52	4	52	52	55	4	4	7
7	McCABE	3	55	4	4	4	4	4	4	4	52	55	4	29	52	52	52
65	ROWAN	4	7	52	29	52	52	29	29	29	29	29	29	52	29	40	40
29	BROWN	5	4	29	52	29	29	40	40	40	40	40	40	40	7	24	
4	MOUNSEY	6	29	7	7	7	7	7	7	7	7	7	7	7	24	65	
48	WALKER	7	65	65	65	48	48	48	48	48	24	24	24	24	48	48	
76	HUNTINGFORD	8	76	48	48	65	65	65	65	65	48	48	48	48	65	76	
75	SUROWIAK	9	48	76	76	76	24	24	24	24	65	65	65	65	61	61	
55	DESSOY	10	99	2	2	24	2	2	2	76	2	2	2	61	2	64	
2	BANNISTER	11	75	99	24	2	76	76	76	2	64	61	61	2	76	2	
71	GOODMAN	12	2	75	64	64	64	64	64	64	61	66	66	76	64	66	
99	WILLIS	13	64	64	99	99	99	66	66	66	66	99	76	66	66	99	
66	HARRIS	14	61	66	75	66	66	99	99	61	99	76	99	99	99	75	
64	EDMUNDS	15	66	61	66	75	61	61	61	99	76	64	64	64	75	88	
61	MACKAY	16	24	24	61	61	8	8	8	8	75	75	75	75	67	67	
27	WILKINSON	17	27	8	8	8	75	75	75	75	67	88	88	88	88	71	
67	BOWES	18	11	11	67	67	67	67	67	67	88	67	67	67	71	42	
88	PYLYPENKO	19	71	27	11	88	88	88	71	88	71	71	71	71	11	11	
42	JOLLIFFE	20	67	67	88	11	71	71	88	71	42	42	42	42	42	41	
41	HOPKINS	21	8	71	71	71	11	11	11	11	11	11	11	11	41	33	
19	McPHEE	22	88	88	41	42	42	42	42	42	41	41	41	41	41	33	
11	JONES	23	41	41	27	41	41	41	41	41	33	33	33	33			
28	BARNES	24	19	19	42	27	33	33	33	33							
8	DAVIDSON	25	42	42	19	19	27	28	28	28							
33	BANISH	26	33	33	33	33	28	19									
24	FROST	27	28	28	28	28	19										

# MCRCB BULLETIN TK375

## 2023 Bennetts British Superbike Championship - Round 3

### 2023 R&G British Talent Cup

## RACE 2 - SECTOR ANALYSIS



SECTOR 1 = FL to I1, SECTOR 2 = I1 to I2, SECTOR 3 = I2 to I3, SECTOR 4 = I3 to I4, SECTOR 5 = I4 to FL, DIFF = Difference To Personal Best Lap, P = Crossed Finish Line in Pit Lane, D = Time Disallowed

P1		55		Harrison DESOY		Honda - Microlise Cresswell Racing / Eastern Garage Racing						
IDEAL LAP TIME : 1:39.956		BEST LAP TIME : 1:40.312		DIFFERENCE : 0.356								
LAP	SECTOR 1	SECTOR 2	SECTOR 3	SECTOR 4	SECTOR 5	LAP TIME	MPH	DIFF	TIME OF DAY			
1-		117.5	27.322	<b>12.877</b>	<b>124.9</b>	12.421	26.511	90.9	1:45.156	85.15	4.844	14:08:07.745
2-	22.018	116.9	27.276	13.132	122.2	12.398	26.125	90.3	1:40.949	88.70	0.637	14:09:48.694
3-	22.211	116.5	27.145	13.127	118.9	12.314	26.219	90.3	1:41.016	88.64	0.704	14:11:29.710
4-	22.158	117.7	27.030	13.091	118.9	12.370	26.194	90.1	1:40.843	88.79	0.531	14:13:10.553
5-	22.167	<b>117.9</b>	27.120	13.113	118.5	12.248	26.171	90.1	1:40.819	88.81	0.507	14:14:51.372
6-	22.189	117.1	27.111	13.077	120.4	12.196	<b>26.022</b>	90.6	1:40.595 (3)	89.01	0.283	14:16:31.967
7-	22.166	117.5	27.037	13.050	120.0	12.133	26.092	90.8	1:40.478 (2)	89.11	0.166	14:18:12.445
8-	22.134	116.5	27.156	13.135	120.2	12.233	26.151	90.5	1:40.809	88.82	0.497	14:19:53.254
9-	22.183	116.7	27.486	13.147	119.6	12.349	26.115	<b>91.5</b>	1:41.280	88.41	0.968	14:21:34.534
10-	<b>21.963</b>	115.3	27.184	13.050	121.5	<b>12.097</b>	26.313	90.4	1:40.607	89.00	0.295	14:23:15.141
11-	22.170	116.7	<b>26.997</b>	13.130	120.4	12.151	26.496	91.0	1:40.944	88.70	0.632	14:24:56.085
12-	22.266	114.9	27.552	12.970	121.7	12.266	26.069	90.1	1:41.123	88.55	0.811	14:26:37.208
<b>13-</b>	22.022	117.7	27.042	13.072	119.1	12.126	26.050	90.4	<b>1:40.312 (1)</b>	<b>89.26</b>		<b>14:28:17.520</b>
14-	22.152	<b>117.9</b>	27.046	13.065	119.8	12.327	26.472	90.1	1:41.062	88.60	0.750	14:29:58.582

P2		7		Harley McCABE		Honda - McCabe Racing						
IDEAL LAP TIME : 1:40.047		BEST LAP TIME : 1:40.326		DIFFERENCE : 0.279								
LAP	SECTOR 1	SECTOR 2	SECTOR 3	SECTOR 4	SECTOR 5	LAP TIME	MPH	DIFF	TIME OF DAY			
1-		117.9	27.477	13.148	122.4	12.391	26.838	91.3	1:45.344	85.00	5.018	14:08:07.933
2-	22.103	115.1	27.199	13.071	122.2	12.838	26.785	91.1	1:41.996	87.79	1.670	14:09:49.929
3-	21.985	112.5	27.320	12.987	122.6	12.462	26.782	91.5	1:41.536	88.18	1.210	14:11:31.465
4-	21.952	116.3	<b>26.685</b>	13.075	120.4	12.412	<b>26.421</b>	91.5	1:40.545 (3)	89.05	0.219	14:13:12.010
5-	<b>21.834</b>	117.7	26.982	12.944	<b>123.3</b>	12.381	26.467	91.8	1:40.608	89.00	0.282	14:14:52.618
6-	21.893	111.4	27.227	12.985	122.2	12.313	26.474	92.0	1:40.892	88.75	0.566	14:16:33.510
7-	21.857	117.1	26.862	12.961	123.1	<b>12.203</b>	26.443	92.3	<b>1:40.326 (1)</b>	<b>89.25</b>		<b>14:18:13.836</b>
8-	21.867	115.7	27.058	13.064	122.6	12.260	26.508	92.0	1:40.757	88.87	0.431	14:19:54.593
9-	21.852	117.5	26.873	12.976	122.4	12.502	26.572	92.1	1:40.775	88.85	0.449	14:21:35.368
10-	21.934	115.3	26.820	13.046	122.6	12.376	26.583	<b>92.9</b>	1:40.759	88.87	0.433	14:23:16.127
11-	21.845	117.1	27.017	13.019	123.1	12.280	26.664	91.5	1:40.825	88.81	0.499	14:24:56.952
12-	22.021	116.5	27.319	12.951	121.7	12.594	26.702	91.8	1:41.587	88.14	1.261	14:26:38.539
13-	21.943	<b>118.7</b>	26.978	<b>12.904</b>	123.1	12.208	26.480	92.0	1:40.513 (2)	89.08	0.187	14:28:19.052
14-	21.968	118.3	26.903	13.007	122.4	12.232	26.715	90.0	1:40.825	88.81	0.499	14:29:59.877

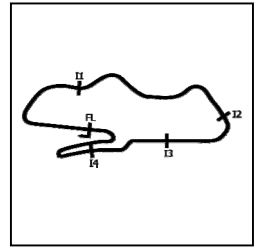
P3		52		Evan BELFORD		Honda - City Lifting / RS Racing						
IDEAL LAP TIME : 1:39.735		BEST LAP TIME : 1:40.162		DIFFERENCE : 0.427								
LAP	SECTOR 1	SECTOR 2	SECTOR 3	SECTOR 4	SECTOR 5	LAP TIME	MPH	DIFF	TIME OF DAY			
1-		117.7	27.570	13.136	120.4	12.425	26.800	90.1	1:45.084	85.21	4.922	14:08:07.673
2-	22.177	117.3	27.276	13.086	121.1	12.756	26.381	91.5	1:41.676	88.06	1.514	14:09:49.349
3-	22.424	112.7	27.207	13.067	120.0	12.454	26.465	92.0	1:41.617	88.11	1.455	14:11:30.966
4-	21.852	118.9	26.722	12.935	120.9	12.301	26.477	91.5	1:40.287 (2)	89.28	0.125	14:13:11.253
5-	21.880	118.1	27.097	13.030	121.1	12.349	26.442	91.8	1:40.798	88.83	0.636	14:14:52.051
6-	22.050	116.7	<b>26.715</b>	12.901	121.1	12.162	26.334	<b>92.1</b>	<b>1:40.162 (1)</b>	<b>89.39</b>		<b>14:16:32.213</b>
7-	21.992	<b>119.4</b>	27.123	12.931	124.2	12.239	<b>26.186</b>	91.9	1:40.471 (3)	89.12	0.309	14:18:12.684
8-	21.985	112.4	27.222	13.184	120.4	12.238	26.383	91.8	1:41.012	88.64	0.850	14:19:53.696
9-	<b>21.828</b>	116.7	27.094	13.140	120.6	12.235	26.378	91.6	1:40.675	88.94	0.513	14:21:34.371
10-	21.929	118.3	27.053	13.094	120.4	12.247	26.684	91.4	1:41.007	88.65	0.845	14:23:15.378
11-	22.025	116.9	27.440	12.887	<b>124.7</b>	12.257	26.486	91.9	1:41.095	88.57	0.933	14:24:56.473
12-	21.988	115.3	27.218	13.010	120.6	12.326	26.447	91.9	1:40.989	88.66	0.827	14:26:37.462
13-	21.932	115.7	27.311	<b>12.850</b>	123.1	<b>12.156</b>	26.235	90.5	1:40.484	89.11	0.322	14:28:17.946
14-	21.899	<b>119.4</b>	27.103	12.885	122.9	12.420	30.206	63.5	1:44.513	85.67	4.351	14:30:02.459

# MCRCB BULLETIN TK375

## 2023 Bennetts British Superbike Championship - Round 3

### 2023 R&G British Talent Cup

## RACE 2 - SECTOR ANALYSIS



SECTOR 1 = FL to I1, SECTOR 2 = I1 to I2, SECTOR 3 = I2 to I3, SECTOR 4 = I3 to I4, SECTOR 5 = I4 to FL, DIFF = Difference To Personal Best Lap, P = Crossed Finish Line in Pit Lane, D = Time Disallowed

<b>P4 40</b>		<b>Julian CORREA</b>					Honda - Microlise Cresswell Racing					
IDEAL LAP TIME : 1:39.926		BEST LAP TIME : 1:40.368					DIFFERENCE : 0.442					
LAP	SECTOR 1	SECTOR 2	SECTOR 3	SECTOR 4	SECTOR 5	LAP TIME	MPH	DIFF	TIME OF DAY			
1-		117.9	27.585	13.172	121.3	12.287	26.753	90.5	1:44.844	85.40	4.476	14:08:07.433
2-	22.231	117.1	27.293	13.141	121.1	12.391	26.591	90.3	1:41.647	88.09	1.279	14:09:49.080
3-	22.304	117.3	27.137	13.165	121.1	12.170	<b>26.311</b>	91.1	1:41.087	88.58	0.719	14:11:30.167
4-	22.057	117.9	26.909	13.090	122.6	12.240	26.462	90.9	1:40.758	88.87	0.390	14:13:10.925
5-	21.962	118.3	27.174	13.060	122.9	12.135	26.506	89.7	1:40.837	88.80	0.469	14:14:51.762
6-	22.522	108.4	27.387	12.964	122.9	12.127	26.586	91.0	1:41.586	88.14	1.218	14:16:33.348
7-	21.904	<b>118.7</b>	<b>26.860</b>	12.981	123.5	12.092	26.531	91.1	<b>1:40.368 (1)</b>	<b>89.21</b>		<b>14:18:13.716</b>
8-	21.885	115.5	27.045	12.966	123.5	12.100	26.539	91.5	1:40.535 (3)	89.06	0.167	14:19:54.251
9-	<b>21.799</b>	116.9	27.110	13.004	123.1	12.439	26.619	91.0	1:40.971	88.68	0.603	14:21:35.222
10-	21.920	118.5	27.056	13.126	123.5	12.345	26.338	<b>92.1</b>	1:40.785	88.84	0.417	14:23:16.007
11-	21.836	117.1	27.172	13.206	124.2	12.118	26.471	91.3	1:40.803	88.83	0.435	14:24:56.810
12-	21.999	<b>118.7</b>	27.343	<b>12.948</b>	<b>125.2</b>	12.638	26.585	91.1	1:41.513	88.20	1.145	14:26:38.323
13-	21.888	117.5	26.925	13.010	121.5	12.100	26.454	91.1	1:40.377 (2)	89.20	0.009	14:28:18.700
14-	22.066	118.3	26.900	13.008	122.0	<b>12.008</b>	30.351	73.1	1:44.333	85.82	3.965	14:30:03.033

<b>P5 24</b>		<b>Ryan FROST</b>					Honda - Talentum Motorsport by Azure Notions					
IDEAL LAP TIME : 1:40.123		BEST LAP TIME : 1:40.432					DIFFERENCE : 0.309					
LAP	SECTOR 1	SECTOR 2	SECTOR 3	SECTOR 4	SECTOR 5	LAP TIME	MPH	DIFF	TIME OF DAY			
1-		108.7	28.261	13.338	117.7	12.414	27.062	90.8	1:48.647	82.41	8.215	14:08:11.236
2-	22.189	112.9	27.582	13.160	<b>122.0</b>	12.474	26.951	91.0	1:42.356	87.48	1.924	14:09:53.592
3-	22.124	114.1	27.448	13.092	121.1	12.372	26.496	90.4	1:41.532	88.19	1.100	14:11:35.124
4-	22.206	119.8	27.302	13.266	117.5	12.289	26.326	89.7	1:41.389	88.31	0.957	14:13:16.513
5-	22.193	120.4	27.211	13.099	119.6	12.419	26.241	89.8	1:41.163	88.51	0.731	14:14:57.676
6-	22.318	118.7	27.189	13.142	118.3	12.267	26.160	90.3	1:41.076	88.59	0.644	14:16:38.752
7-	22.223	119.6	27.163	13.246	117.9	12.123	26.221	90.1	1:40.976	88.67	0.544	14:18:19.728
8-	22.112	<b>122.0</b>	27.076	13.083	120.2	12.188	<b>25.973</b>	<b>91.5</b>	<b>1:40.432 (1)</b>	<b>89.15</b>		<b>14:20:00.160</b>
9-	<b>22.045</b>	115.7	27.100	<b>12.970</b>	118.3	12.466	26.269	89.5	1:40.850 (3)	88.78	0.418	14:21:41.010
10-	22.109	118.5	<b>27.013</b>	13.176	118.5	12.270	26.078	90.6	1:40.646 (2)	88.96	0.214	14:23:21.656
11-	22.298	117.9	27.093	13.159	118.3	12.212	26.102	89.8	1:40.864	88.77	0.432	14:25:02.520
12-	22.143	119.8	27.178	13.163	118.1	<b>12.122</b>	26.282	90.0	1:40.888	88.75	0.456	14:26:43.408
13-	22.155	116.7	27.089	13.194	116.9	12.330	26.454	90.0	1:41.222	88.46	0.790	14:28:24.630
14-	22.203	117.7	27.316	13.118	118.3	12.211	26.301	89.4	1:41.149	88.52	0.717	14:30:05.779

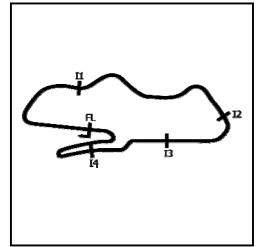
<b>P6 65</b>		<b>Alexander ROWAN</b>					Honda - Mortimer Racing Victoria House Academy					
IDEAL LAP TIME : 1:40.571		BEST LAP TIME : 1:41.133					DIFFERENCE : 0.562					
LAP	SECTOR 1	SECTOR 2	SECTOR 3	SECTOR 4	SECTOR 5	LAP TIME	MPH	DIFF	TIME OF DAY			
1-		114.9	27.682	13.060	123.1	12.452	26.918	91.6	1:46.108	84.38	4.975	14:08:08.697
2-	22.026	118.7	27.195	13.049	122.0	12.547	26.599	<b>92.0</b>	1:41.416	88.29	0.283	14:09:50.113
3-	<b>22.002</b>	112.5	27.385	13.052	<b>123.5</b>	<b>12.377</b>	26.804	91.8	1:41.620	88.11	0.487	14:11:31.733
4-	22.011	115.5	27.334	13.159	118.9	12.487	26.570	91.5	1:41.561	88.16	0.428	14:13:13.294
5-	22.026	116.1	27.328	13.160	119.4	12.711	26.583	90.9	1:41.808	87.95	0.675	14:14:55.102
6-	22.060	116.1	27.295	13.263	118.3	12.565	26.490	91.1	1:41.673	88.07	0.540	14:16:36.775
7-	22.197	118.7	27.118	13.174	118.9	12.380	26.634	91.5	1:41.503	88.21	0.370	14:18:18.278
8-	22.155	119.1	27.161	13.228	120.0	12.617	26.596	91.4	1:41.757	87.99	0.624	14:20:00.035
9-	22.020	118.3	27.126	13.043	119.8	12.442	26.675	91.6	1:41.306	88.39	0.173	14:21:41.341
10-	22.052	118.1	27.033	13.089	120.9	12.411	26.677	91.8	1:41.262 (3)	88.42	0.129	14:23:22.603
11-	22.101	<b>119.8</b>	<b>26.887</b>	<b>13.014</b>	121.5	12.616	26.515	91.3	<b>1:41.133 (1)</b>	<b>88.54</b>		<b>14:25:03.736</b>
12-	22.129	119.1	26.985	13.077	120.0	12.595	26.562	91.0	1:41.348	88.35	0.215	14:26:45.084
13-	22.115	115.9	27.095	13.114	119.1	12.538	26.637	91.4	1:41.499	88.22	0.366	14:28:26.583
14-	22.236	117.9	27.141	13.086	120.9	12.403	<b>26.291</b>	90.6	1:41.157 (2)	88.52	0.024	14:30:07.740

# MCRCB BULLETIN TK375

## 2023 Bennetts British Superbike Championship - Round 3

### 2023 R&G British Talent Cup

## RACE 2 - SECTOR ANALYSIS



SECTOR 1 = FL to I1, SECTOR 2 = I1 to I2, SECTOR 3 = I2 to I3, SECTOR 4 = I3 to I4, SECTOR 5 = I4 to FL, DIFF = Difference To Personal Best Lap, P = Crossed Finish Line in Pit Lane, D = Time Disallowed

<b>P7 48</b>		<b>Ollie WALKER</b>					Honda - Wright Morgan / SP125 Racing					
IDEAL LAP TIME : 1:40.524		BEST LAP TIME : 1:41.026					DIFFERENCE : 0.502					
LAP	SECTOR 1	SECTOR 2	SECTOR 3	SECTOR 4	SECTOR 5	LAP TIME	MPH	DIFF	TIME OF DAY			
1-		109.8	27.724	13.060	122.9	12.340	26.946	90.3	1:46.576	84.01	5.550	14:08:09.165
2-	22.049	114.7	<b>26.879</b>	<b>12.996</b>	123.5	12.549	26.758	90.3	1:41.231	88.45	0.205	14:09:50.396
3-	<b>21.880</b>	114.5	27.319	13.039	<b>124.7</b>	12.484	26.929	90.1	1:41.651	88.09	0.625	14:11:32.047
4-	22.004	116.7	26.915	13.136	119.4	12.291	26.782	89.3	1:41.128 (2)	88.54	0.102	14:13:13.175
5-	22.262	114.5	27.308	13.078	122.0	12.264	26.777	88.8	1:41.689	88.05	0.663	14:14:54.864
6-	22.201	115.3	27.132	13.200	118.9	12.348	26.683	89.7	1:41.564	88.16	0.538	14:16:36.428
7-	22.284	116.7	27.175	13.196	119.4	12.242	26.740	89.0	1:41.637	88.10	0.611	14:18:18.065
8-	22.219	115.3	27.441	13.092	122.4	12.230	26.775	89.2	1:41.757	87.99	0.731	14:19:59.822
9-	22.136	116.5	27.093	13.146	120.2	<b>12.174</b>	26.814	<b>90.4</b>	1:41.363	88.34	0.337	14:21:41.185
10-	22.077	113.1	27.014	13.036	121.7	12.443	<b>26.595</b>	<b>89.4</b>	1:41.165 (3)	88.51	0.139	14:23:22.350
11-	22.189	115.9	26.911	13.108	120.0	12.338	26.717	89.3	1:41.263	88.42	0.237	14:25:03.613
12-	22.052	<b>118.3</b>	26.920	13.102	120.0	12.261	26.691	89.8	<b>1:41.026 (1)</b>	<b>88.63</b>		<b>14:26:44.639</b>
13-	22.099	114.9	27.113	13.107	119.1	12.351	27.024	89.1	1:41.694	88.05	0.668	14:28:26.333
14-	22.425	115.5	27.094	13.129	120.2	12.930	26.959	88.8	1:42.537	87.32	1.511	14:30:08.870

<b>P8 76</b>		<b>Charlie HUNTINGFORD</b>					Honda - Opteven Mototechniks					
IDEAL LAP TIME : 1:41.300		BEST LAP TIME : 1:41.595					DIFFERENCE : 0.295					
LAP	SECTOR 1	SECTOR 2	SECTOR 3	SECTOR 4	SECTOR 5	LAP TIME	MPH	DIFF	TIME OF DAY			
1-		114.3	27.668	13.080	<b>122.9</b>	12.509	26.929	90.6	1:46.358	84.19	4.763	14:08:08.947
2-	22.355	112.7	27.439	13.139	119.6	12.465	26.798	87.1	1:42.196	87.62	0.601	14:09:51.143
3-	22.496	115.9	27.380	13.208	120.2	12.368	26.735	90.0	1:42.187	87.62	0.592	14:11:33.330
4-	22.438	116.1	27.445	13.306	117.7	12.531	26.772	89.5	1:42.492	87.36	0.897	14:13:15.822
5-	22.453	115.5	27.464	13.212	118.3	12.643	27.364	85.9	1:43.136	86.82	1.541	14:14:58.958
6-	22.646	114.9	27.614	13.123	120.6	12.417	26.613	89.3	1:42.413	87.43	0.818	14:16:41.371
7-	22.498	115.5	<b>27.319</b>	13.211	118.7	12.472	26.871	90.1	1:42.371	87.47	0.776	14:18:23.742
8-	22.461	116.7	27.701	13.177	120.0	12.326	26.532	89.4	1:42.197	87.61	0.602	14:20:05.939
9-	22.338	117.1	27.884	13.183	118.7	12.615	28.132	86.5	1:44.152	85.97	2.557	14:21:50.091
10-	22.252	119.1	27.417	13.171	121.3	12.408	26.847	<b>91.0</b>	1:42.095 (3)	87.70	0.500	14:23:32.186
11-	22.198	118.5	27.386	<b>13.020</b>	121.5	12.421	26.570	90.6	<b>1:41.595 (1)</b>	<b>88.13</b>		<b>14:25:13.781</b>
12-	22.282	<b>120.4</b>	27.537	13.137	120.6	12.535	<b>26.514</b>	90.6	1:42.005 (2)	87.78	0.410	14:26:55.786
13-	<b>22.176</b>	111.6	27.740	13.031	122.0	12.599	26.768	90.9	1:42.314	87.51	0.719	14:28:38.100
14-	22.311	112.0	27.678	13.113	119.1	<b>12.271</b>	26.762	89.1	1:42.135	87.67	0.540	14:30:20.235

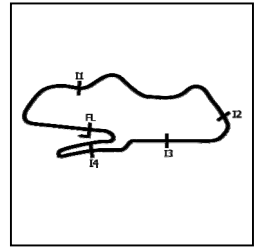
<b>P9 61</b>		<b>Harrison MACKAY</b>					Honda - Wilson Racing / Super Soco					
IDEAL LAP TIME : 1:41.261		BEST LAP TIME : 1:41.760					DIFFERENCE : 0.499					
LAP	SECTOR 1	SECTOR 2	SECTOR 3	SECTOR 4	SECTOR 5	LAP TIME	MPH	DIFF	TIME OF DAY			
1-		110.5	28.134	13.271	120.4	12.746	27.108	90.9	1:48.235	82.73	6.475	14:08:10.824
2-	22.380	114.7	27.533	13.160	119.1	12.574	26.939	<b>91.5</b>	1:42.586	87.28	0.826	14:09:53.410
3-	22.178	<b>117.3</b>	27.778	13.232	122.4	12.835	27.308	91.1	1:43.331	86.65	1.571	14:11:36.741
4-	22.302	115.3	27.629	13.196	119.1	12.505	26.787	88.6	1:42.419	87.42	0.659	14:13:19.160
5-	22.201	114.5	<b>27.375</b>	13.048	123.3	12.549	26.587	90.4	<b>1:41.760 (1)</b>	<b>87.99</b>		<b>14:15:00.920</b>
6-	22.334	<b>117.3</b>	27.538	13.192	119.8	12.498	26.525	90.8	1:42.087	87.71	0.327	14:16:43.007
7-	22.241	<b>117.3</b>	27.487	13.134	119.8	12.416	26.527	90.6	1:41.805 (2)	87.95	0.045	14:18:24.812
8-	<b>22.078</b>	114.7	27.970	<b>13.018</b>	<b>124.0</b>	12.536	26.565	90.9	1:42.167	87.64	0.407	14:20:06.979
9-	22.218	117.1	27.530	13.048	<b>124.0</b>	12.844	26.800	88.3	1:42.440	87.41	0.680	14:21:49.419
10-	22.281	116.9	27.447	13.166	120.6	12.421	26.539	90.5	1:41.854 (3)	87.91	0.094	14:23:31.273
11-	22.482	115.5	27.571	13.173	120.0	12.358	<b>26.489</b>	90.5	1:42.073	87.72	0.313	14:25:13.346
12-	22.302	116.5	27.416	13.185	120.4	12.506	26.503	90.3	1:41.912	87.86	0.152	14:26:55.258
13-	22.503	112.4	27.631	13.188	118.5	12.373	26.728	90.0	1:42.423	87.42	0.663	14:28:37.681
14-	22.634	112.4	27.795	13.432	119.4	<b>12.301</b>	26.769	90.1	1:42.931	86.99	1.171	14:30:20.612

# MCRCB BULLETIN TK375

## 2023 Bennetts British Superbike Championship - Round 3

### 2023 R&G British Talent Cup

## RACE 2 - SECTOR ANALYSIS



SECTOR 1 = FL to I1, SECTOR 2 = I1 to I2, SECTOR 3 = I2 to I3, SECTOR 4 = I3 to I4, SECTOR 5 = I4 to FL, DIFF = Difference To Personal Best Lap, P = Crossed Finish Line in Pit Lane, D = Time Disallowed

<b>P10 64 Clayton EDMUNDS</b>		Honda - City Lifting / RS Racing										
IDEAL LAP TIME : 1:41.117		BEST LAP TIME : 1:41.524					DIFFERENCE : 0.407					
LAP	SECTOR 1	SECTOR 2	SECTOR 3	SECTOR 4	SECTOR 5	LAP TIME	MPH	DIFF	TIME OF DAY			
1-	106.6	28.121	13.066	<b>124.7</b>	12.573	27.212	91.1	1:48.136	82.80	6.612	14:08:10.725	
2-	<b>22.006</b>	118.5	<b>27.268</b>	12.948	124.2	12.789	27.137	92.1	1:42.148	87.66	0.624	14:09:52.873
3-	22.322	110.7	27.799	13.193	122.4	12.809	27.050	89.8	1:43.173	86.79	1.649	14:11:36.046
4-	22.172	117.1	27.359	13.137	119.6	12.480	<b>26.501</b>	91.3	1:41.649 (2)	88.09	0.125	14:13:17.695
5-	22.183	<b>118.7</b>	27.585	13.132	119.6	12.479	26.676	91.1	1:42.055	87.74	0.531	14:14:59.750
6-	22.175	114.9	27.475	13.120	121.1	12.621	26.698	91.5	1:42.089	87.71	0.565	14:16:41.839
7-	22.362	111.2	27.357	13.293	121.1	12.437	26.756	91.4	1:42.205	87.61	0.681	14:18:24.044
8-	22.477	110.7	27.782	13.005	123.3	12.517	26.697	91.4	1:42.478	87.37	0.954	14:20:06.522
9-	22.209	117.9	27.614	13.096	122.2	12.863	26.790	90.3	1:42.572	87.29	1.048	14:21:49.094
10-	22.232	116.7	27.390	13.074	121.3	14.176	26.963	91.9	1:43.835	86.23	2.311	14:23:32.929
11-	22.035	<b>118.7</b>	27.390	<b>12.911</b>	124.2	12.492	26.696	91.4	<b>1:41.524 (1)</b>	<b>88.20</b>		<b>14:25:14.453</b>
12-	22.149	113.1	27.584	13.027	122.0	12.578	26.697	<b>92.5</b>	1:42.035	87.75	0.511	14:26:56.488
13-	22.103	112.7	27.471	13.043	122.6	12.534	26.808	91.8	1:41.959 (3)	87.82	0.435	14:28:38.447
14-	22.190	109.2	27.807	13.170	120.6	<b>12.431</b>	26.723	92.0	1:42.321	87.51	0.797	14:30:20.768

<b>P11 2 Josh BANNISTER</b>		Honda - Dunsley Heat Racing										
IDEAL LAP TIME : 1:41.259		BEST LAP TIME : 1:41.907					DIFFERENCE : 0.648					
LAP	SECTOR 1	SECTOR 2	SECTOR 3	SECTOR 4	SECTOR 5	LAP TIME	MPH	DIFF	TIME OF DAY			
1-	111.4	27.801	13.216	<b>122.2</b>	12.822	27.034	89.1	1:47.713	83.13	5.806	14:08:10.302	
2-	<b>22.157</b>	115.9	<b>27.210</b>	13.189	118.9	12.604	26.781	89.0	1:41.941 (2)	87.83	0.034	14:09:52.243
3-	22.648	116.1	27.599	13.377	116.7	12.399	26.746	88.0	1:42.769	87.13	0.862	14:11:35.012
4-	22.431	111.4	27.310	13.231	118.5	12.463	<b>26.472</b>	88.7	<b>1:41.907 (1)</b>	<b>87.86</b>		<b>14:13:16.919</b>
5-	22.356	116.9	27.233	13.233	116.1	12.539	26.653	87.7	1:42.014 (3)	87.77	0.107	14:14:58.933
6-	22.559	113.7	27.350	13.151	116.7	12.477	26.799	84.6	1:42.336	87.50	0.429	14:16:41.269
7-	22.691	115.1	27.382	13.108	118.1	12.471	26.733	88.3	1:42.385	87.45	0.478	14:18:23.654
8-	22.680	114.3	27.845	<b>13.096</b>	119.6	12.333	26.668	89.2	1:42.622	87.25	0.715	14:20:06.276
9-	22.223	<b>119.1</b>	27.516	13.289	116.3	<b>12.324</b>	26.792	88.0	1:42.144	87.66	0.237	14:21:48.420
10-	22.404	113.3	27.556	13.265	116.9	12.375	26.620	88.7	1:42.220	87.59	0.313	14:23:30.640
11-	22.525	112.4	27.486	13.240	116.3	12.422	26.591	88.6	1:42.264	87.56	0.357	14:25:12.904
12-	22.410	112.2	27.522	13.284	116.5	12.691	26.715	<b>89.4</b>	1:42.622	87.25	0.715	14:26:55.526
13-	22.315	112.0	27.660	13.133	119.4	12.390	26.979	89.0	1:42.477	87.38	0.570	14:28:38.003
14-	22.466	112.9	27.861	13.332	117.5	12.485	26.923	<b>89.4</b>	1:43.067	86.87	1.160	14:30:21.070

<b>P12 66 Ronnie HARRIS</b>		Honda - Kovara Projects / RS Racing										
IDEAL LAP TIME : 1:41.354		BEST LAP TIME : 1:41.725					DIFFERENCE : 0.371					
LAP	SECTOR 1	SECTOR 2	SECTOR 3	SECTOR 4	SECTOR 5	LAP TIME	MPH	DIFF	TIME OF DAY			
1-	109.1	28.213	13.033	124.5	12.676	27.154	91.9	1:48.464	82.55	6.739	14:08:11.053	
2-	22.269	116.1	27.588	13.109	122.0	12.532	26.718	92.5	1:42.216	87.60	0.491	14:09:53.269
3-	<b>22.063</b>	114.9	27.848	13.240	122.2	12.858	27.229	92.4	1:43.238	86.73	1.513	14:11:36.507
4-	22.234	116.5	27.487	13.091	123.3	12.556	26.560	92.0	1:41.928	87.85	0.203	14:13:18.435
5-	22.139	<b>118.7</b>	27.433	13.126	120.9	12.526	26.633	92.1	1:41.857 (2)	87.91	0.132	14:15:00.292
6-	22.095	115.9	<b>27.329</b>	13.125	120.4	12.582	26.594	92.4	<b>1:41.725 (1)</b>	<b>88.02</b>		<b>14:16:42.017</b>
7-	22.326	113.5	27.596	13.184	122.9	12.463	26.635	<b>92.6</b>	1:42.204	87.61	0.479	14:18:24.221
8-	22.413	111.4	27.905	13.114	123.1	<b>12.394</b>	26.664	92.1	1:42.490	87.36	0.765	14:20:06.711
9-	22.254	118.3	27.613	13.037	<b>125.2</b>	13.221	26.743	91.9	1:42.868	87.04	1.143	14:21:49.579
10-	22.269	116.9	27.561	13.038	124.0	12.473	<b>26.536</b>	92.0	1:41.877 (3)	87.89	0.152	14:23:31.456
11-	22.468	112.9	27.590	13.106	123.3	12.421	26.576	90.6	1:42.161	87.65	0.436	14:25:13.617
12-	22.252	116.7	27.612	13.203	121.3	12.719	26.558	<b>92.6</b>	1:42.344	87.49	0.619	14:26:55.961
13-	22.184	112.0	27.826	<b>13.032</b>	121.7	12.527	27.148	91.8	1:42.717	87.17	0.992	14:28:38.678
14-	22.249	115.7	27.720	13.157	122.9	12.696	26.757	91.3	1:42.579	87.29	0.854	14:30:21.257

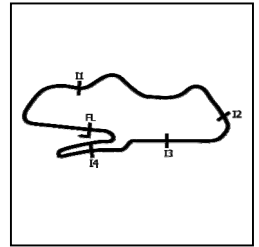


# MCRCB BULLETIN TK375

## 2023 Bennetts British Superbike Championship - Round 3

### 2023 R&G British Talent Cup

## RACE 2 - SECTOR ANALYSIS



SECTOR 1 = FL to I1, SECTOR 2 = I1 to I2, SECTOR 3 = I2 to I3, SECTOR 4 = I3 to I4, SECTOR 5 = I4 to FL, DIFF = Difference To Personal Best Lap, P = Crossed Finish Line in Pit Lane, D = Time Disallowed

<b>P13 99</b>		<b>Peter WILLIS</b>					Honda - Belfast Chauffer Hire by WM-Racing					
IDEAL LAP TIME : 1:41.528		BEST LAP TIME : 1:41.846					DIFFERENCE : 0.318					
LAP	SECTOR 1	SECTOR 2	SECTOR 3	SECTOR 4	SECTOR 5	LAP TIME	MPH	DIFF	TIME OF DAY			
1-		111.6	28.021	13.210	122.4	12.714	26.716	90.5	1:47.033	83.66	5.187	14:08:09.622
2-	22.167	114.5	27.663	13.208	120.6	12.709	27.060	90.1	1:42.807	87.09	0.961	14:09:52.429
3-	22.373	112.2	28.059	13.322	118.5	12.988	27.060	90.4	1:43.802	86.26	1.956	14:11:36.231
4-	22.164	115.7	<b>27.402</b>	13.237	119.4	12.589	<b>26.454</b>	90.4	<b>1:41.846 (1)</b>	<b>87.92</b>		<b>14:13:18.077</b>
5-	22.172	<b>118.3</b>	27.486	13.086	121.3	12.580	26.789	89.9	1:42.113	87.69	0.267	14:15:00.190
6-	22.367	111.8	27.523	13.197	120.4	<b>12.527</b>	26.562	<b>90.6</b>	1:42.176	87.63	0.330	14:16:42.366
7-	22.221	115.3	27.506	13.233	120.9	12.536	26.608	90.5	1:42.104	<b>(3)</b> 87.69	0.258	14:18:24.470
8-	22.276	110.1	27.991	13.156	121.5	12.715	26.640	90.1	1:42.778	87.12	0.932	14:20:07.248
9-	22.134	115.9	27.501	13.115	<b>123.1</b>	13.096	26.914	88.5	1:42.760	87.13	0.914	14:21:50.008
10-	<b>22.095</b>	117.7	27.450	13.138	122.2	12.584	26.593	90.3	<b>1:41.860 (2)</b>	87.90	0.014	14:23:31.868
11-	22.284	116.5	27.770	<b>13.050</b>	122.6	12.617	26.492	90.4	1:42.213	87.60	0.367	14:25:14.081
12-	22.350	115.3	27.495	13.135	121.5	12.662	26.523	90.5	1:42.165	87.64	0.319	14:26:56.246
13-	22.191	115.3	27.789	13.079	122.0	12.731	26.863	89.1	1:42.653	87.23	0.807	14:28:38.899
14-	22.210	116.3	27.651	13.169	122.2	12.890	26.736	89.8	1:42.656	87.22	0.810	14:30:21.555

<b>P14 75</b>		<b>Filip SUROWIAK</b>					Honda - FS75 Racing / FAB Racing					
IDEAL LAP TIME : 1:41.628		BEST LAP TIME : 1:42.298					DIFFERENCE : 0.670					
LAP	SECTOR 1	SECTOR 2	SECTOR 3	SECTOR 4	SECTOR 5	LAP TIME	MPH	DIFF	TIME OF DAY			
1-		113.1	27.849	13.251	<b>122.2</b>	12.681	26.867	90.0	1:47.306	83.44	5.008	14:08:09.895
2-	22.289	<b>116.3</b>	27.598	<b>13.195</b>	121.1	12.554	27.006	89.9	1:42.642	87.23	0.344	14:09:52.537
3-	22.509	111.4	27.709	13.413	117.9	12.938	27.251	89.8	1:43.820	86.24	1.522	14:11:36.357
4-	<b>22.148</b>	112.2	27.441	13.353	118.7	12.695	26.712	89.5	<b>1:42.349 (2)</b>	87.48	0.051	14:13:18.706
5-	22.393	115.7	<b>27.313</b>	13.309	118.9	12.693	27.180	88.4	1:42.888	87.03	0.590	14:15:01.594
6-	22.812	108.4	27.622	13.314	117.9	12.409	<b>26.622</b>	90.0	1:42.779	87.12	0.481	14:16:44.373
7-	22.385	114.3	27.490	13.343	117.7	12.424	26.656	89.8	<b>1:42.298 (1)</b>	<b>87.53</b>		<b>14:18:26.671</b>
8-	22.449	115.7	27.671	13.247	119.1	<b>12.350</b>	26.661	89.7	1:42.378	<b>(3)</b> 87.46	0.080	14:20:09.049
9-	22.456	115.5	27.532	13.504	118.3	12.452	26.646	89.3	1:42.590	87.28	0.292	14:21:51.639
10-	22.369	114.5	27.618	13.410	118.3	12.468	26.669	<b>90.1</b>	1:42.534	87.33	0.236	14:23:34.173
11-	22.549	111.2	27.800	13.366	117.9	12.424	26.832	89.4	1:42.971	86.96	0.673	14:25:17.144
12-	22.450	114.5	27.783	13.507	117.5	12.510	26.830	89.8	1:43.080	86.86	0.782	14:27:00.224
13-	22.557	111.6	27.776	13.413	116.3	12.525	26.782	89.5	1:43.053	86.89	0.755	14:28:43.277
14-	22.707	112.9	27.887	13.446	117.5	12.382	26.838	89.5	1:43.260	86.71	0.962	14:30:26.537

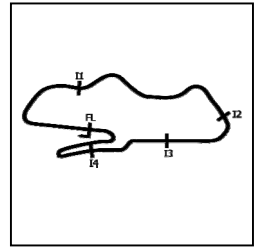
<b>P15 88</b>		<b>Sviatoslav PYLYPENKO</b>					Honda - Microlise Cresswell Racing					
IDEAL LAP TIME : 1:41.927		BEST LAP TIME : 1:42.209					DIFFERENCE : 0.282					
LAP	SECTOR 1	SECTOR 2	SECTOR 3	SECTOR 4	SECTOR 5	LAP TIME	MPH	DIFF	TIME OF DAY			
1-		105.6	28.545	13.398	120.4	13.136	27.374	89.0	1:50.280	81.19	8.071	14:08:12.869
2-	22.478	<b>118.9</b>	27.551	13.205	120.4	12.983	27.295	88.7	1:43.512	86.50	1.303	14:09:56.381
3-	22.380	118.3	27.506	13.303	119.6	12.722	26.868	<b>89.1</b>	<b>1:42.779 (3)</b>	87.12	0.570	14:11:39.160
4-	22.311	114.7	27.561	13.355	117.5	12.786	26.909	88.3	1:42.922	87.00	0.713	14:13:22.082
5-	22.505	116.5	27.696	13.342	116.7	12.585	26.845	88.3	1:42.973	86.95	0.764	14:15:05.055
6-	22.663	115.7	27.832	13.369	116.5	12.533	26.917	88.6	1:43.314	86.67	1.105	14:16:48.369
7-	22.586	116.7	27.730	13.348	116.5	12.558	27.026	88.8	1:43.248	86.72	1.039	14:18:31.617
8-	22.318	118.5	27.540	13.261	119.4	12.450	<b>26.640</b>	88.6	<b>1:42.209 (1)</b>	<b>87.60</b>		<b>14:20:13.826</b>
9-	22.336	117.1	<b>27.476</b>	13.340	117.9	<b>12.348</b>	26.709	88.3	<b>1:42.209 (1)</b>	<b>87.60</b>		<b>14:21:56.035</b>
10-	<b>22.300</b>	116.3	27.995	13.451	117.3	12.488	26.845	87.3	1:43.079	86.86	0.870	14:23:39.114
11-	22.908	113.1	27.800	13.372	116.1	12.599	26.795	88.1	1:43.474	86.53	1.265	14:25:22.588
12-	22.540	116.3	27.791	13.319	117.3	12.611	26.858	88.6	1:43.119	86.83	0.910	14:27:05.707
13-	22.714	116.5	27.958	13.276	119.1	12.620	27.024	88.7	1:43.592	86.43	1.383	14:28:49.299
14-	22.396	117.9	28.239	<b>13.163</b>	<b>121.1</b>	12.666	26.930	87.6	1:43.394	86.60	1.185	14:30:32.693

# MCRCB BULLETIN TK375

## 2023 Bennetts British Superbike Championship - Round 3

### 2023 R&G British Talent Cup

## RACE 2 - SECTOR ANALYSIS



SECTOR 1 = FL to I1, SECTOR 2 = I1 to I2, SECTOR 3 = I2 to I3, SECTOR 4 = I3 to I4, SECTOR 5 = I4 to FL, DIFF = Difference To Personal Best Lap, P = Crossed Finish Line in Pit Lane, D = Time Disallowed

P16 67		George BOWES					Honda - Microlise Cresswell Racing					
IDEAL LAP TIME : 1:41.689		BEST LAP TIME : 1:42.200					DIFFERENCE : 0.511					
LAP	SECTOR 1	SECTOR 2	SECTOR 3	SECTOR 4	SECTOR 5	LAP TIME	MPH	DIFF	TIME OF DAY			
1-		105.3	28.460	13.344	124.7	12.826	27.419	91.9	1:49.746	81.59	7.546	14:08:12.335
2-	22.577	115.1	27.709	<b>13.074</b>	<b>124.9</b>	12.932	27.075	<b>92.6</b>	1:43.367	86.62	1.167	14:09:55.702
3-	<b>22.140</b>	114.9	27.612	13.235	122.9	12.657	26.696	91.1	1:42.340 (2)	87.49	0.140	14:11:38.042
4-	22.332	114.7	<b>27.233</b>	13.238	119.8	12.708	<b>26.689</b>	91.9	<b>1:42.200 (1)</b>	<b>87.61</b>		<b>14:13:20.242</b>
5-	22.260	<b>116.9</b>	27.343	13.254	120.9	<b>12.553</b>	26.986	92.1	1:42.396 (3)	87.44	0.196	14:15:02.638
6-	22.583	113.7	27.694	13.235	120.6	12.737	26.938	91.4	1:43.187	86.77	0.987	14:16:45.825
7-	22.602	115.1	27.564	13.193	120.9	12.685	26.911	91.5	1:42.955	86.97	0.755	14:18:28.780
8-	22.482	115.1	27.629	13.186	122.4	12.728	27.069	90.4	1:43.094	86.85	0.894	14:20:11.874
9-	22.556	114.1	27.908	13.525	119.8	12.612	27.152	90.6	1:43.753	86.30	1.553	14:21:55.627
10-	22.571	110.3	28.426	13.345	121.7	12.658	26.748	91.6	1:43.748	86.30	1.548	14:23:39.375
11-	22.903	105.3	27.809	13.189	120.9	12.833	26.814	91.3	1:43.548	86.47	1.348	14:25:22.923
12-	22.394	111.8	27.857	13.184	122.2	12.749	26.706	91.6	1:42.890	87.02	0.690	14:27:05.813
13-	22.503	112.2	27.903	13.277	118.9	12.585	26.891	91.4	1:43.159	86.80	0.959	14:28:48.972
14-	22.491	110.5	28.258	13.248	120.4	12.607	27.250	91.6	1:43.854	86.22	1.654	14:30:32.826

P17 71		Daniel GOODMAN					Honda - VisionTrack Racing Team					
IDEAL LAP TIME : 1:41.976		BEST LAP TIME : 1:42.375					DIFFERENCE : 0.399					
LAP	SECTOR 1	SECTOR 2	SECTOR 3	SECTOR 4	SECTOR 5	LAP TIME	MPH	DIFF	TIME OF DAY			
1-		110.5	29.212	13.323	<b>123.5</b>	12.834	27.264	89.5	1:49.431	81.82	7.056	14:08:12.020
2-	22.544	112.2	27.933	13.248	121.1	13.022	27.237	90.3	1:43.984	86.11	1.609	14:09:56.004
3-	22.400	114.5	27.661	13.353	118.7	12.662	27.314	90.1	1:43.390	86.60	1.015	14:11:39.394
4-	22.342	114.7	27.445	13.355	118.1	12.892	27.117	89.8	1:43.151	86.80	0.776	14:13:22.545
5-	22.294	<b>117.9</b>	27.653	13.261	118.5	12.652	26.928	89.9	1:42.788 (3)	87.11	0.413	14:15:05.333
6-	22.591	111.8	27.832	13.297	118.5	12.556	26.934	90.3	1:43.210	86.75	0.835	14:16:48.543
7-	22.574	113.3	27.724	13.188	119.8	<b>12.379</b>	26.896	90.3	1:42.761 (2)	87.13	0.386	14:18:31.304
8-	22.423	116.1	27.487	13.250	118.3	12.462	27.282	<b>90.9</b>	1:42.904	87.01	0.529	14:20:14.208
9-	22.330	117.3	<b>27.400</b>	13.222	119.6	12.522	26.901	89.2	<b>1:42.375 (1)</b>	<b>87.46</b>		<b>14:21:56.583</b>
10-	<b>22.265</b>	116.1	27.951	13.262	122.2	12.657	26.907	90.5	1:43.042	86.90	0.667	14:23:39.625
11-	22.761	105.8	28.090	13.150	118.9	12.651	<b>26.805</b>	90.4	1:43.457	86.55	1.082	14:25:23.082
12-	22.529	116.3	27.752	<b>13.127</b>	120.6	12.701	26.905	90.6	1:43.014	86.92	0.639	14:27:06.096
13-	22.496	112.2	27.938	13.155	120.9	12.764	27.337	89.5	1:43.690	86.35	1.315	14:28:49.786
14-	22.627	117.3	27.556	13.184	120.0	12.649	27.521	89.2	1:43.537	86.48	1.162	14:30:33.323

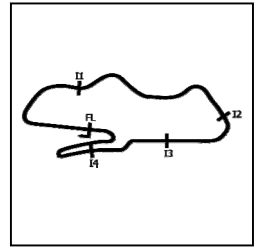
P18 42		Ben JOLLIFFE					Honda - Wilson Racing					
IDEAL LAP TIME : 1:42.452		BEST LAP TIME : 1:42.846					DIFFERENCE : 0.394					
LAP	SECTOR 1	SECTOR 2	SECTOR 3	SECTOR 4	SECTOR 5	LAP TIME	MPH	DIFF	TIME OF DAY			
1-		99.5	29.174	13.257	123.3	12.786	27.167	<b>91.0</b>	1:50.845	80.78	7.999	14:08:13.434
2-	22.743	111.4	27.771	<b>13.185</b>	<b>123.5</b>	12.812	27.737	90.1	1:44.248	85.89	1.402	14:09:57.682
3-	22.564	111.6	27.623	13.209	120.0	12.869	27.169	89.4	1:43.434	86.57	0.588	14:11:41.116
4-	22.873	107.7	27.852	13.325	118.3	12.878	<b>26.688</b>	88.8	1:43.616	86.41	0.770	14:13:24.732
5-	22.764	110.1	27.736	13.327	118.3	13.041	27.129	88.6	1:43.997	86.10	1.151	14:15:08.729
6-	22.609	110.5	27.956	13.268	118.3	12.926	27.119	89.0	1:43.878	86.20	1.032	14:16:52.607
7-	22.586	110.1	27.697	13.386	117.9	12.777	27.052	88.4	1:43.498	86.51	0.652	14:18:36.105
8-	22.627	111.8	27.762	13.193	119.6	12.642	26.746	89.3	1:42.970 (2)	86.96	0.124	14:20:19.075
9-	<b>22.460</b>	111.6	<b>27.570</b>	13.369	120.0	<b>12.549</b>	26.898	88.3	<b>1:42.846 (1)</b>	<b>87.06</b>		<b>14:22:01.921</b>
10-	22.539	111.1	27.792	13.472	117.9	12.694	26.984	89.0	1:43.481	86.53	0.635	14:23:45.402
11-	22.537	<b>114.1</b>	27.841	13.221	117.7	12.813	26.953	88.7	1:43.365 (3)	86.62	0.519	14:25:28.767
12-	22.721	107.7	27.979	13.332	118.3	12.886	27.362	88.8	1:44.280	85.86	1.434	14:27:13.047
13-	22.812	110.3	27.900	13.360	117.7	13.128	27.445	89.0	1:44.645	85.56	1.799	14:28:57.692
14-	22.637	110.0	27.866	13.202	118.1	12.613	27.133	87.9	1:43.451	86.55	0.605	14:30:41.143

# MCRCB BULLETIN TK375

## 2023 Bennetts British Superbike Championship - Round 3

### 2023 R&G British Talent Cup

## RACE 2 - SECTOR ANALYSIS



SECTOR 1 = FL to I1, SECTOR 2 = I1 to I2, SECTOR 3 = I2 to I3, SECTOR 4 = I3 to I4, SECTOR 5 = I4 to FL, DIFF = Difference To Personal Best Lap, P = Crossed Finish Line in Pit Lane, D = Time Disallowed

<b>P19 11</b>		<b>Iwan JONES</b>					Honda - Jones Brothers Racing Team					
IDEAL LAP TIME : 1:42.208		BEST LAP TIME : 1:42.893					DIFFERENCE : 0.685					
LAP	SECTOR 1	SECTOR 2	SECTOR 3	SECTOR 4	SECTOR 5	LAP TIME	MPH	DIFF	TIME OF DAY			
1-		107.5	28.403	13.246	<b>123.1</b>	12.844	27.292	88.8	1:49.377	81.86	6.484	14:08:11.966
2-	22.361	115.1	27.748	13.369	117.5	12.966	<b>26.721</b>	<b>90.1</b>	1:43.165 (2)	86.79	0.272	14:09:55.131
3-	<b>22.239</b>	116.1	27.881	13.411	117.9	13.079	27.215	89.4	1:43.825	86.24	0.932	14:11:38.956
4-	22.385	115.7	<b>27.516</b>	13.459	115.1	13.050	27.119	88.0	1:43.529	86.49	0.636	14:13:22.485
5-	22.559	<b>118.1</b>	27.608	<b>13.240</b>	120.0	12.809	27.324	89.9	1:43.540	86.48	0.647	14:15:06.025
6-	22.464	115.9	27.778	13.310	118.1	12.493	26.848	89.8	<b>1:42.893 (1)</b>	<b>87.02</b>		<b>14:16:48.918</b>
7-	22.364	113.7	27.944	13.361	117.5	<b>12.492</b>	27.191	88.6	1:43.352 (3)	86.64	0.459	14:18:32.270
8-	22.338	115.3	27.782	13.282	118.1	13.982	28.482	89.8	1:45.866	84.58	2.973	14:20:18.136
9-	22.636	113.3	27.973	13.512	116.5	12.663	27.201	89.1	1:43.985	86.11	1.092	14:22:02.121
10-	22.439	110.9	27.970	13.268	118.9	12.852	26.979	89.8	1:43.508	86.50	0.615	14:23:45.629
11-	22.528	113.3	27.801	13.247	117.3	12.888	27.212	89.4	1:43.676	86.36	0.783	14:25:29.305
12-	22.695	112.0	27.733	13.368	117.7	12.784	27.472	89.0	1:44.052	86.05	1.159	14:27:13.357
13-	22.715	113.9	27.764	13.311	119.1	12.882	27.298	89.0	1:43.970	86.12	1.077	14:28:57.327
14-	22.765	113.3	27.978	13.344	116.3	12.852	27.238	89.3	1:44.177	85.95	1.284	14:30:41.504

<b>P20 41</b>		<b>Luca HOPKINS</b>					Honda - Barnsdale Leisure / SP125 Racing					
IDEAL LAP TIME : 1:43.342		BEST LAP TIME : 1:43.698					DIFFERENCE : 0.356					
LAP	SECTOR 1	SECTOR 2	SECTOR 3	SECTOR 4	SECTOR 5	LAP TIME	MPH	DIFF	TIME OF DAY			
1-		102.4	28.716	<b>13.231</b>	<b>123.1</b>	12.949	27.359	<b>91.3</b>	1:50.347	81.14	6.649	14:08:12.936
2-	22.715	111.6	<b>27.856</b>	13.243	122.0	12.828	<b>27.056</b>	90.9	<b>1:43.698 (1)</b>	<b>86.35</b>		<b>14:09:56.634</b>
3-	22.640	<b>112.2</b>	27.990	13.385	120.2	12.689	27.087	90.6	1:43.791 (2)	86.27	0.093	14:11:40.425
4-	22.777	109.6	28.182	13.631	115.7	12.848	27.102	90.4	1:44.540	85.65	0.842	14:13:24.965
5-	22.751	111.2	28.217	13.263	119.8	12.758	27.399	89.9	1:44.388	85.78	0.690	14:15:09.353
6-	22.778	<b>112.2</b>	28.238	13.407	120.0	12.704	27.366	89.8	1:44.493	85.69	0.795	14:16:53.846
7-	22.788	108.7	28.229	13.339	120.2	<b>12.605</b>	27.168	90.6	1:44.129	85.99	0.431	14:18:37.975
8-	22.646	110.7	28.457	13.410	120.9	12.738	27.252	90.0	1:44.503	85.68	0.805	14:20:22.478
9-	22.695	111.2	28.544	13.321	121.1	12.624	27.360	89.1	1:44.544	85.65	0.846	14:22:07.022
10-	<b>22.594</b>	111.8	28.275	13.372	120.0	12.682	27.176	90.4	1:44.099	86.01	0.401	14:23:51.121
11-	22.710	110.5	28.210	13.362	118.3	12.657	27.114	90.3	1:44.053 (3)	86.05	0.355	14:25:35.174
12-	22.779	108.0	28.267	13.369	120.2	12.645	27.221	90.4	1:44.281	85.86	0.583	14:27:19.455
13-	22.804	110.5	28.258	13.339	118.9	12.763	27.410	90.9	1:44.574	85.62	0.876	14:29:04.029
14-	22.774	109.6	28.359	13.337	119.8	12.743	27.831	89.9	1:45.044	85.24	1.346	14:30:49.073

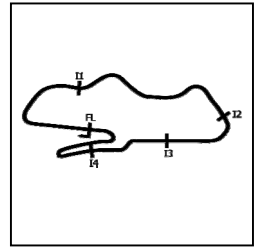
<b>P21 33</b>		<b>Eli BANISH</b>					Honda - VisionTrack Racing Team					
IDEAL LAP TIME : 1:43.189		BEST LAP TIME : 1:43.484					DIFFERENCE : 0.295					
LAP	SECTOR 1	SECTOR 2	SECTOR 3	SECTOR 4	SECTOR 5	LAP TIME	MPH	DIFF	TIME OF DAY			
1-		98.8	28.896	13.278	121.5	13.178	27.798	89.8	1:51.376	80.39	7.892	14:08:13.965
2-	22.500	<b>117.1</b>	27.976	13.329	119.8	12.676	27.551	89.7	1:44.032 (3)	86.07	0.548	14:09:57.997
3-	22.682	111.6	<b>27.851</b>	13.450	119.6	12.669	27.459	90.0	1:44.111	86.00	0.627	14:11:42.108
4-	22.758	108.7	28.092	13.409	116.3	12.817	27.441	89.9	1:44.517	85.67	1.033	14:13:26.625
5-	22.699	104.6	28.560	13.949	116.3	12.617	<b>27.155</b>	89.9	1:44.980	85.29	1.496	14:15:11.605
6-	22.720	113.9	27.922	13.350	117.9	12.615	27.461	89.7	1:44.068	86.04	0.584	14:16:55.673
7-	22.646	113.3	27.970	13.360	117.3	12.721	27.410	89.5	1:44.107	86.01	0.623	14:18:39.780
8-	22.541	116.7	27.964	13.267	120.6	<b>12.544</b>	27.168	90.3	<b>1:43.484 (1)</b>	<b>86.52</b>		<b>14:20:23.264</b>
9-	<b>22.420</b>	116.1	28.156	13.281	<b>121.7</b>	12.736	27.412	90.0	1:44.005 (2)	86.09	0.521	14:22:07.269
10-	22.544	110.5	28.203	13.359	120.6	12.752	27.283	90.3	1:44.141	85.98	0.657	14:23:51.410
11-	22.599	113.1	28.164	13.261	119.8	12.850	27.412	<b>90.4</b>	1:44.286	85.86	0.802	14:25:35.696
12-	22.502	115.1	28.179	13.281	120.4	12.753	27.395	89.2	1:44.110	86.00	0.626	14:27:19.806
13-	22.630	111.8	28.198	13.267	119.1	12.774	27.632	89.7	1:44.501	85.68	1.017	14:29:04.307
14-	22.579	110.7	28.421	<b>13.219</b>	120.9	12.923	27.890	88.3	1:45.032	85.25	1.548	14:30:49.339

# MCRCB BULLETIN TK375

## 2023 Bennetts British Superbike Championship - Round 3

### 2023 R&G British Talent Cup

## RACE 2 - SECTOR ANALYSIS



SECTOR 1 = FL to I1, SECTOR 2 = I1 to I2, SECTOR 3 = I2 to I3, SECTOR 4 = I3 to I4, SECTOR 5 = I4 to FL, DIFF = Difference To Personal Best Lap, P = Crossed Finish Line in Pit Lane, D = Time Disallowed

P22		4		Sullivan MOUNSEY				Honda - Wilson Racing / Maddison Media				
IDEAL LAP TIME : 1:39.671		BEST LAP TIME : 1:40.410		DIFFERENCE : 0.739								
LAP	SECTOR 1	SECTOR 2	SECTOR 3	SECTOR 4	SECTOR 5	LAP TIME	MPH	DIFF	TIME OF DAY			
1-		<b>122.9</b>	27.631	12.985	<b>124.2</b>	12.495	26.532	92.3	1:45.493	84.88	5.083	14:08:08.082
2-	22.016	117.3	27.249	12.909	123.5	12.433	26.413	91.0	1:41.020	88.64	0.610	14:09:49.102
3-	22.577	116.3	27.103	13.049	122.9	12.112	26.350	92.1	1:41.191	88.49	0.781	14:11:30.293
4-	22.021	120.2	<b>26.788</b>	13.148	120.0	12.270	26.465	91.0	1:40.692	88.92	0.282	14:13:10.985
5-	22.060	118.1	27.085	13.024	122.9	12.238	26.396	91.3	1:40.803	88.83	0.393	14:14:51.788
6-	22.369	114.1	27.030	12.858	123.3	12.069	26.223	<b>92.4</b>	1:40.549	89.05	0.139	14:16:32.337
7-	21.988	118.7	27.145	<b>12.822</b>	123.3	12.260	26.388	91.5	1:40.603	89.00	0.193	14:18:12.940
8-	<b>21.825</b>	120.9	27.116	13.130	122.4	12.085	26.254	91.6	<b>1:40.410 (1)</b>	<b>89.17</b>		<b>14:19:53.350</b>
9-	22.025	116.9	27.638	12.974	123.1	12.065	<b>26.181</b>	90.9	1:40.883	88.76	0.473	14:21:34.233
10-	22.154	113.3	27.379	13.003	124.0	12.119	26.576	92.3	1:41.231	88.45	0.821	14:23:15.464
11-	22.025	114.3	27.159	12.894	124.0	12.080	26.320	91.1	1:40.478 (3)	89.11	0.068	14:24:55.942
12-	22.342	115.3	27.473	12.940	121.7	12.125	26.455	91.9	1:41.335	88.36	0.925	14:26:37.277
13-	22.055	113.3	27.070	13.009	122.4	12.086	26.255	91.4	1:40.475 (2)	89.12	0.065	14:28:17.752

P23		29		Lucas BROWN				Honda - Amphibian Scaffolding / SP125 Racing				
IDEAL LAP TIME : 1:39.784		BEST LAP TIME : 1:40.433		DIFFERENCE : 0.649								
LAP	SECTOR 1	SECTOR 2	SECTOR 3	SECTOR 4	SECTOR 5	LAP TIME	MPH	DIFF	TIME OF DAY			
1-		<b>121.7</b>	27.364	13.153	<b>122.0</b>	12.718	26.906	<b>89.7</b>	1:45.830	84.61	5.397	14:08:08.419
2-	22.014	120.2	27.174	13.061	120.4	12.614	26.387	<b>89.7</b>	1:41.250	88.43	0.817	14:09:49.669
3-	22.197	113.9	26.911	13.274	119.1	12.413	26.254	89.5	1:41.049	88.61	0.616	14:11:30.718
4-	22.005	119.4	<b>26.654</b>	13.120	118.7	12.628	26.484	89.2	1:40.891	88.75	0.458	14:13:11.609
5-	22.030	118.5	26.798	13.009	120.6	12.411	26.423	89.5	1:40.671	88.94	0.238	14:14:52.280
6-	22.119	112.0	27.006	12.959	121.1	12.252	26.348	88.8	1:40.684	88.93	0.251	14:16:32.964
7-	22.106	118.7	26.744	13.088	118.1	12.268	26.227	<b>89.7</b>	<b>1:40.433 (1)</b>	<b>89.15</b>		<b>14:18:13.397</b>
8-	22.103	118.5	26.823	13.074	120.4	12.286	26.300	89.3	1:40.586 (3)	89.02	0.153	14:19:53.983
9-	21.976	120.4	26.925	13.178	118.1	12.539	26.323	89.2	1:40.941	88.70	0.508	14:21:34.924
10-	<b>21.846</b>	120.0	27.154	13.025	<b>122.0</b>	12.268	26.586	89.4	1:40.879	88.76	0.446	14:23:15.803
11-	21.890	119.6	27.035	12.993	121.5	12.194	26.399	89.5	1:40.511 (2)	89.08	0.078	14:24:56.314
12-	22.305	113.3	27.429	13.009	121.1	12.601	<b>26.179</b>	89.5	1:41.523	88.20	1.090	14:26:37.837

P24		8		Alfie DAVIDSON				Honda - Banks Racing				
IDEAL LAP TIME : 1:41.357		BEST LAP TIME : 1:41.859		DIFFERENCE : 0.502								
LAP	SECTOR 1	SECTOR 2	SECTOR 3	SECTOR 4	SECTOR 5	LAP TIME	MPH	DIFF	TIME OF DAY			
1-		104.2	28.358	13.285	<b>124.2</b>	12.993	27.060	90.4	1:49.867	81.50	8.008	14:08:12.456
2-	22.323	116.9	27.574	13.192	119.1	12.670	26.568	89.7	1:42.327	87.50	0.468	14:09:54.783
3-	22.356	112.7	27.618	13.260	118.3	12.587	<b>26.529</b>	90.3	1:42.350	87.48	0.491	14:11:37.133
4-	22.133	117.3	<b>27.315</b>	13.045	119.6	12.571	27.046	88.1	1:42.110	87.69	0.251	14:13:19.243
5-	22.217	116.9	27.430	<b>13.025</b>	120.9	12.527	26.837	90.0	1:42.036 (3)	87.75	0.177	14:15:01.279
6-	22.270	116.7	27.368	13.107	121.1	12.576	26.586	<b>90.6</b>	1:41.907 (2)	87.86	0.048	14:16:43.186
7-	22.147	115.3	27.544	13.055	120.9	<b>12.523</b>	26.590	90.5	<b>1:41.859 (1)</b>	<b>87.91</b>		<b>14:18:25.045</b>
8-	<b>21.965</b>	<b>118.9</b>	27.993	13.192	121.7	12.581	26.867	88.8	1:42.598	87.27	0.739	14:20:07.643

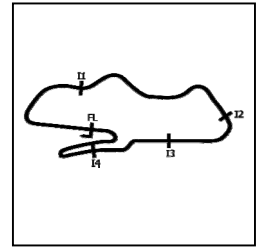
P25		28		Charlie BARNES				Honda - Talentum Motorsport by Azure Notions				
IDEAL LAP TIME : 1:44.184		BEST LAP TIME : 1:44.677		DIFFERENCE : 0.493								
LAP	SECTOR 1	SECTOR 2	SECTOR 3	SECTOR 4	SECTOR 5	LAP TIME	MPH	DIFF	TIME OF DAY			
1-		102.6	28.950	13.431	<b>122.6</b>	12.858	27.977	<b>90.0</b>	1:51.928	80.00	7.251	14:08:14.517
2-	<b>22.548</b>	<b>117.5</b>	28.436	<b>13.329</b>	118.5	12.924	27.472	89.7	1:44.709 (3)	85.51	0.032	14:09:59.226
3-	22.593	114.7	28.168	13.710	118.5	12.839	27.394	89.8	1:44.704 (2)	85.52	0.027	14:11:43.930
4-	22.861	111.8	28.586	13.613	116.5	<b>12.786</b>	27.611	88.4	1:45.457	84.91	0.780	14:13:29.387
5-	22.763	113.9	28.343	13.619	117.1	12.898	<b>27.359</b>	89.5	1:44.982	85.29	0.305	14:15:14.369
6-	22.671	112.7	<b>28.162</b>	13.521	117.7	12.818	27.505	89.3	<b>1:44.677 (1)</b>	<b>85.54</b>		<b>14:16:59.046</b>
7-	22.846	110.3	28.651	13.625	117.3	13.055	28.746	73.2	1:46.923	83.74	2.246	14:18:45.969
8-	24.480	99.1	29.778	14.400	112.9	13.855	IN PIT		1:53.241 P	79.07	8.564	14:20:39.210

# MCRCB BULLETIN TK375

## 2023 Bennetts British Superbike Championship - Round 3

### 2023 R&G British Talent Cup

## RACE 2 - SECTOR ANALYSIS



SECTOR 1 = FL to I1, SECTOR 2 = I1 to I2, SECTOR 3 = I2 to I3, SECTOR 4 = I3 to I4, SECTOR 5 = I4 to FL, DIFF = Difference To Personal Best Lap, P = Crossed Finish Line in Pit Lane, D = Time Disallowed

<b>P26 19</b>		<b>Scott McPHEE</b>		Honda - SMP Racing							
IDEAL LAP TIME : 1:43.570		BEST LAP TIME : 1:44.198		DIFFERENCE : 0.628							
LAP	SECTOR 1	SECTOR 2	SECTOR 3	SECTOR 4	SECTOR 5	LAP TIME	MPH	DIFF	TIME OF DAY		
1-	104.2	28.729	<b>13.277</b> <b>121.7</b>	12.883	<b>27.237</b> <b>88.4</b>	1:50.695	80.89	6.497	14:08:13.284		
2-	<b>22.624</b> <b>117.5</b>	27.750	13.351 119.6	12.908	27.565 88.0	<b>1:44.198 (1)</b>	<b>85.93</b>		<b>14:09:57.482</b>		
3-	22.943 113.5	27.629	13.447 118.5	<b>12.840</b>	27.433 87.1	1:44.292 (2)	85.85	0.094	14:11:41.774		
4-	22.918 113.1	<b>27.592</b>	13.328 117.1	12.904	27.756 86.9	1:44.498 (3)	85.69	0.300	14:13:26.272		
5-	22.856 107.8	28.825	13.892 113.3	14.976	28.005 84.6	1:48.554	82.48	4.356	14:15:14.826		
6-	22.985 110.9	28.087	13.743 113.3	13.470	IN PIT	1:47.438 P	83.34	3.240	14:17:02.264		

<b>P27 27</b>		<b>Ted WILKINSON</b>		Honda - Team RMB							
IDEAL LAP TIME : 1:43.777		BEST LAP TIME : 1:44.102		DIFFERENCE : 0.325							
LAP	SECTOR 1	SECTOR 2	SECTOR 3	SECTOR 4	SECTOR 5	LAP TIME	MPH	DIFF	TIME OF DAY		
1-	109.2	28.308	13.403 118.5	<b>12.787</b>	<b>26.955</b> <b>88.8</b>	1:48.920	82.21	4.818	14:08:11.509		
2-	22.641 112.2	<b>28.045</b>	<b>13.369</b> <b>119.1</b>	13.005	27.042 88.1	<b>1:44.102 (1)</b>	<b>86.01</b>		<b>14:09:55.611</b>		
3-	<b>22.621</b> <b>112.7</b>	28.209	14.202 110.9	13.018	27.169 88.1	1:45.219 (3)	85.10	1.117	14:11:40.830		
4-	22.944 110.1	28.129	13.683 114.3	12.977	27.178 86.1	1:44.911 (2)	85.35	0.809	14:13:25.741		
5-	23.261 105.3	28.824	14.159 111.4	13.164	IN PIT	1:47.879 P	83.00	3.777	14:15:13.620		

# MCRCB BULLETIN TK376

## 2023 Bennetts British Superbike Championship - Round 3

### 2023 R&G British Talent Cup

#### RACE 2 - BEST SECTORS

POS	SECTOR 1		SECTOR 2		SECTOR 3		SECTOR 4		SECTOR 5		IDEAL / BEST COMPARISON										
	NO	TIME	NO	TIME	NO	TIME	NO	TIME	NO	TIME	POS	NO	NAME	IDEAL	BEST	DIFF					
1	40	COR	21.799	29	BRO	26.654	4	MOU	12.822	40	COR	12.008	24	FRO	25.973	1	4	MOUNSEY	1:39.671	1:40.410	0.739
2	4	MOU	21.825	7	McC	26.685	52	BEL	12.850	4	MOU	12.055	55	DES	26.022	2	52	BELFORD	1:39.735	1:40.162	0.427
3	52	BEL	21.828	52	BEL	26.715	55	DES	12.877	55	DES	12.097	29	BRO	26.179	3	29	BROWN	1:39.784	1:40.433	0.649
4	7	McC	21.834	4	MOU	26.788	7	McC	12.904	24	FRO	12.122	4	MOU	26.181	4	40	CORREA	1:39.926	1:40.368	0.442
5	29	BRO	21.846	40	COR	26.860	64	EDM	12.911	29	BRO	12.153	52	BEL	26.186	5	55	DESSOY	1:39.956	1:40.312	0.356
6	48	WAL	21.880	48	WAL	26.879	40	COR	12.948	52	BEL	12.156	65	ROW	26.291	6	7	McCABE	1:40.047	1:40.326	0.279
7	55	DES	21.963	65	ROW	26.887	29	BRO	12.952	48	WAL	12.174	40	COR	26.311	7	24	FROST	1:40.123	1:40.432	0.309
8	8	DAV	21.965	55	DES	26.997	24	FRO	12.970	7	McC	12.203	7	McC	26.421	8	48	WALKER	1:40.524	1:41.026	0.502
9	65	ROW	22.002	24	FRO	27.013	48	WAL	12.996	76	HUN	12.271	99	WIL	26.454	9	65	ROWAN	1:40.571	1:41.133	0.562
10	64	EDM	22.006	2	BAN	27.210	65	ROW	13.014	61	MAC	12.301	2	BAN	26.472	10	64	EDMUNDS	1:41.117	1:41.524	0.407
11	24	FRO	22.045	67	BOW	27.233	61	MAC	13.018	2	BAN	12.324	61	MAC	26.489	11	2	BANNISTER	1:41.259	1:41.907	0.648
12	66	HAR	22.063	64	EDM	27.268	76	HUN	13.020	88	PYL	12.348	64	EDM	26.501	12	61	MACKAY	1:41.261	1:41.760	0.499
13	61	MAC	22.078	75	SUR	27.313	8	DAV	13.025	75	SUR	12.350	76	HUN	26.514	13	76	HUNTINGFORD	1:41.300	1:41.595	0.295
14	99	WIL	22.095	8	DAV	27.315	66	HAR	13.032	65	ROW	12.377	8	DAV	26.529	14	66	HARRIS	1:41.354	1:41.725	0.371
15	67	BOW	22.140	76	HUN	27.319	99	WIL	13.050	71	GOO	12.379	66	HAR	26.536	15	8	DAVIDSON	1:41.357	1:41.859	0.502
16	75	SUR	22.148	66	HAR	27.329	67	BOW	13.074	66	HAR	12.394	48	WAL	26.595	16	99	WILLIS	1:41.528	1:41.846	0.318
17	2	BAN	22.157	61	MAC	27.375	2	BAN	13.096	64	EDM	12.431	75	SUR	26.622	17	75	SUROWIAK	1:41.628	1:42.298	0.670
18	76	HUN	22.176	71	GOO	27.400	71	GOO	13.127	11	JON	12.492	88	PYL	26.640	18	67	BOWES	1:41.689	1:42.200	0.511
19	11	JON	22.239	99	WIL	27.402	88	PYL	13.163	8	DAV	12.523	42	JOL	26.688	19	88	PYLYPENKO	1:41.927	1:42.209	0.282
20	71	GOO	22.265	88	PYL	27.476	42	JOL	13.185	99	WIL	12.527	67	BOW	26.689	20	71	GOODMAN	1:41.976	1:42.375	0.399
21	88	PYL	22.300	11	JON	27.516	75	SUR	13.195	33	BAN	12.544	11	JON	26.721	21	11	JONES	1:42.208	1:42.893	0.685
22	33	BAN	22.420	42	JOL	27.570	33	BAN	13.219	42	JOL	12.549	71	GOO	26.805	22	42	JOLLIFFE	1:42.452	1:42.846	0.394
23	42	JOL	22.460	19	McP	27.592	41	HOP	13.231	67	BOW	12.553	27	WIL	26.955	23	33	BANISH	1:43.189	1:43.484	0.295
24	28	BAR	22.548	33	BAN	27.851	11	JON	13.240	41	HOP	12.605	41	HOP	27.056	24	41	HOPKINS	1:43.342	1:43.698	0.356
25	41	HOP	22.594	41	HOP	27.856	19	McP	13.277	28	BAR	12.786	33	BAN	27.155	25	19	McPHEE	1:43.570	1:44.198	0.628
26	27	WIL	22.621	27	WIL	28.045	28	BAR	13.329	27	WIL	12.787	19	McP	27.237	26	27	WILKINSON	1:43.777	1:44.102	0.325
27	19	McP	22.624	28	BAR	28.162	27	WIL	13.369	19	McP	12.840	28	BAR	27.359	27	28	BARNES	1:44.184	1:44.677	0.493

**PERFECT LAP 1:39.256**

**MCRCB BULLETIN TK377****2023 Bennetts British Superbike Championship - Round 3****2023 R&G British Talent Cup****RACE 2 - BEST SPEEDS**

POS	INTERMEDIATE 1			INTERMEDIATE 2			INTERMEDIATE 3			INTERMEDIATE 4			FINISH LINE		
	NO	NAME	MPH	NO	NAME	MPH	NO	NAME	MPH	NO	NAME	MPH	NO	NAME	MPH
1	4	MOUNSEY	122.9				40	CORREA	125.2				7	McCABE	92.9
2	24	FROST	122.0				66	HARRIS	125.2				66	HARRIS	92.6
3	29	BROWN	121.7				55	DESSOY	124.9				67	BOWES	92.6
4	76	HUNTINGFORD	120.4				67	BOWES	124.9				64	EDMUNDS	92.5
5	65	ROWAN	119.8				52	BELFORD	124.7				4	MOUNSEY	92.4
6	52	BELFORD	119.4				48	WALKER	124.7				52	BELFORD	92.1
7	2	BANNISTER	119.1				64	EDMUNDS	124.7				40	CORREA	92.1
8	88	PYLYPENKO	118.9				4	MOUNSEY	124.2				65	ROWAN	92.0
9	8	DAVIDSON	118.9				8	DAVIDSON	124.2				55	DESSOY	91.5
10	7	McCABE	118.7				61	MACKAY	124.0				24	FROST	91.5
11	40	CORREA	118.7				65	ROWAN	123.5				61	MACKAY	91.5
12	64	EDMUNDS	118.7				71	GOODMAN	123.5				41	HOPKINS	91.3
13	66	HARRIS	118.7				42	JOLLIFFE	123.5				76	HUNTINGFORD	91.0
14	48	WALKER	118.3				7	McCABE	123.3				42	JOLLIFFE	91.0
15	99	WILLIS	118.3				99	WILLIS	123.1				71	GOODMAN	90.9
16	11	JONES	118.1				11	JONES	123.1				99	WILLIS	90.6
17	55	DESSOY	117.9				41	HOPKINS	123.1				8	DAVIDSON	90.6
18	71	GOODMAN	117.9				76	HUNTINGFORD	122.9				48	WALKER	90.4
19	28	BARNES	117.5				28	BARNES	122.6				33	BANISH	90.4
20	19	McPHEE	117.5				2	BANNISTER	122.2				75	SUROWIAK	90.1
21	61	MACKAY	117.3				75	SUROWIAK	122.2				11	JONES	90.1
22	33	BANISH	117.1				24	FROST	122.0				28	BARNES	90.0
23	67	BOWES	116.9				29	BROWN	122.0				29	BROWN	89.7
24	75	SUROWIAK	116.3				33	BANISH	121.7				2	BANNISTER	89.4
25	42	JOLLIFFE	114.1				19	McPHEE	121.7				88	PYLYPENKO	89.1
26	27	WILKINSON	112.7				88	PYLYPENKO	121.1				27	WILKINSON	88.8
27	41	HOPKINS	112.2				27	WILKINSON	119.1				19	McPHEE	88.4

# MCRCB BULLETIN TK378

## 2023 Bennetts British Superbike Championship - Round 3

### 2023 R&G British Talent Cup

#### RACE 2 - STATISTICS

Competitors Started	27
Planned Start	2023-05-21 @ 14:06:00.000
Actual Start	2023-05-21 @ 14:06:22.588
Finish Time	2023-05-21 @ 14:29:58.581
Track Length	2.4873mi.
Total Laps	346
Total Distance Covered	860.6227mi.

#### Session Fastest Lap History

NO	NAME	LAP TIME	TIME OF DAY	LAP	VEHICLE
55	Harrison DESSOY	<b>1:40.949</b>	14:09:48.694	2	Honda
55	Harrison DESSOY	<b>1:40.843</b>	14:13:10.553	4	Honda
40	Julian CORREA	<b>1:40.758</b>	14:13:10.925	4	Honda
4	Sullivan MOUNSEY	<b>1:40.692</b>	14:13:10.985	4	Honda
52	Evan BELFORD	<b>1:40.287</b>	14:13:11.253	4	Honda
52	Evan BELFORD	<b>1:40.162</b>	14:16:32.213	6	Honda

#### Session Leader History

NO	NAME	FROM LAP	LAPS LED	DISTANCE	VEHICLE
40	Julian CORREA	1	1	2.44 miles	Honda
55	Harrison DESSOY	2	7	17.41 miles	Honda
4	Sullivan MOUNSEY	9	1	2.48 miles	Honda
55	Harrison DESSOY	10	1	2.48 miles	Honda
4	Sullivan MOUNSEY	11	1	2.48 miles	Honda
55	Harrison DESSOY	12	3	7.46 miles	Honda

#### Flag History

TYPE	TIME OF DAY
GREEN	14:06:22.588
FINISH	14:29:58.581

#### Flag Statistics

TYPE	COUNT	TOTAL LAPS	TOTAL TIME
Green	1	14	25:35.385
Red	0	0	0.000
Safety Car	0	0	0.000
FCY	0	0	0.000



# MCRCB BULLETIN TK379

## 2023 Bennetts British Superbike Championship - Round 3

### 2023 R&G British Talent Cup

#### RACE 2 - SESSION NOTES

TIME	MESSAGE
13:53:04	PITLANE OPEN
13:58:05	PITLANE CLOSED
13:59:03	5 MINUTES TO WARM UP LAP
14:01:04	3 MINUTES TO WARM UP LAP
14:03:04	1 MINUTE TO WARM UP LAP
14:03:34	30 SECONDS TO WARM UP LAP
14:03:45	GREEN FLAG - WARM UP LAP
14:05:37	RACE START
14:06:43	NO JUMP STARTS
14:15:09	NO. 19 - COURSE CUT T9/10 - LAP 5
14:15:17	NO.27 ENTERED PITS
14:16:56	NO.19 ENTERED PITS
14:20:07	NO.19 & 27 RETIRED
14:20:11	NO. 11 - COURSE CUT T9/10 -LAP 8
14:20:39	NO.28 ENTERED PITS
14:20:56	BLACK/ORANGE FLAG NO. 8
14:21:01	SMOKE
14:21:40	TWO THIRDS DISTANCE COMPLETED
14:24:51	NO. 64 - COURSE CUT T9/10
14:28:33	NO.29 FALLER AT T12 GODDARDS - RIDER OK
14:30:18	NO.4 FALLER AT T12 GODDARDS - RIDER OK

# MCRCB BULLETIN TK380

## 2023 Bennetts British Superbike Championship - Round 3

### 2023 R&G British Talent Cup

#### RACE 2 - WEATHER CONDITIONS

