

POS	NO	NAME	NAT	ENTRY	LAPS	TIME	GAP	DIFF	MPH	BEST	ON
1	4	Sullivan MOUNSEY	GBR	Honda - Wilson Racing / Maddison Media	14	23:43.122			87.99	1:40.923	11
2	52	Evan BELFORD	GBR	Honda - City Lifting / RS Racing	14	23:43.270	0.148	0.148	87.98	1:40.680	12
3	29	Lucas BROWN	GBR	Honda - Amphibian Scaffolding / SP125 Racing	14	23:43.441	0.319	0.171	87.97	1:40.877	11
4	24	Ryan FROST	GBR	Honda - Talentum Motorsport by Azure Notions	14	23:45.282	2.160	1.841	87.86	1:40.645	12
5	65	Alexander ROWAN	GBR	Honda - Mortimer Racing Victoria House Academy	14	23:46.050	2.928	0.768	87.81	1:40.835	13
6	40	Julian CORREA	USA	Honda - Microlise Cresswell Racing	14	23:47.115	3.993	1.065	87.74	1:40.670	13
7	48	Ollie WALKER	GBR	Honda - Wright Morgan / SP125 Racing	14	24:02.939	19.817	15.824	86.78	1:41.803	6
8	75	Filip SUROWIAK	POL	Honda - FS75 Racing / FAB Racing	14	24:03.528	20.406	0.589	86.74	1:41.935	11
9	76	Charlie HUNTINGFORD	GBR	Honda - Opteven Mototechniks	14	24:03.724	20.602	0.196	86.73	1:41.887	11
10	2	Josh BANNISTER	GBR	Honda - Dunsley Heat Racing	14	24:04.071	20.949	0.347	86.71	1:41.996	5
11	99	Peter WILLIS	GBR	Honda - Belfast Chauffer Hire by WM-Racing	14	24:04.325	21.203	0.254	86.70	1:42.040	14
12	64	Clayton EDMUNDS	GBR	Honda - City Lifting / RS Racing	14	24:04.577	21.455	0.252	86.68	1:42.090	11
13	61	Harrison MACKAY	GBR	Honda - Wilson Racing / Super Soco	14	24:04.764	21.642	0.187	86.67	1:42.101	12
14	66	Ronnie HARRIS	GBR	Honda - Kovara Projects / RS Racing	14	24:05.202	22.080	0.438	86.64	1:42.061	4
15	71	Daniel GOODMAN	GBR	Honda - VisionTrack Racing Team	14	24:10.821	27.699	5.619	86.31	1:42.039	12
16	88	Sviatoslav PYLYPENKO	UKR	Honda - Microlise Cresswell Racing	14	24:14.884	31.762	4.063	86.07	1:42.846	6
17	67	George BOWES	GBR	Honda - Microlise Cresswell Racing	14	24:20.425	37.303	5.541	85.74	1:42.689	12
18	19	Scott McPHEE	GBR	Honda - SMP Racing	14	24:23.692	40.570	3.267	85.55	1:43.397	13
19	42	Ben JOLLIFFE	GBR	Honda - Wilson Racing	14	24:23.804	40.682	0.112	85.54	1:43.289	6
20	11	Iwan JONES	GBR	Honda - Jones Brothers Racing Team	14	24:24.150	41.028	0.346	85.52	1:43.429	12
21	41	Luca HOPKINS	GBR	Honda - Barnsdale Leisure / SP125 Racing	14	24:24.631	41.509	0.481	85.49	1:43.358	13
22	70	Olly HORNER	GBR	Honda - Mortimer Racing Victoria House Academy	14	24:40.647	57.525	16.016	84.57	1:44.436	11

## NOT CLASSIFIED

DNF	7	Harley McCABE	GBR	Honda - McCabe Racing	13	22:02.182	1 Lap	1 Lap	87.93	1:40.796	13
DNF	27	Ted WILKINSON	GBR	Honda - Team RMB	7	12:07.251	7 Laps	6 Laps	86.00	1:42.650	6
DNF	28	Charlie BARNES	GBR	Honda - Talentum Motorsport by Azure Notions	7	12:39.633	7 Laps	32.382	82.33	1:45.599	2
DNF	8	Alfie DAVIDSON	GBR	Honda - Banks Racing	2	3:35.895	12 Laps	5 Laps	82.31		
DNF	55	Harrison DESSOY	GBR	Honda - Microlise Cresswell Racing / Eastern Garag	1	1:45.010	13 Laps	1 Lap	83.97		

## FASTEST LAP

24	Ryan FROST	GBR	Honda - Talentum Motorsport by Azure Notions	12	1:40.645	88.97 mph	143.18 kph
----	------------	-----	--	----	----------	-----------	------------

## New Lap Record

Weather / Track : Cloudy / Dry

These results are provisional until the conclusion of any judicial and technical matters.

Race Distance: 14 Laps / 34.82 miles

Donington Park GP: 2.4873 miles

Date: 20/05/2023 Start: 15:30 Finish: 15:54

Race Director : Stuart Higgs S. Higgs Digitally Approved at 16:12 Saturday, 20 May 2023	Stewards :	Timekeeper : Richard Evans R. EVANS Digitally Approved at 16:11 Saturday, 20 May 2023
---	------------	---

Results can be found at [www.britishsuperbike.com](http://www.britishsuperbike.com)

Printed - 15:57 Saturday, 20 May 2023



# MCRCB BULLETIN TK220

## 2023 Bennetts British Superbike Championship - Round 3

### 2023 R&G British Talent Cup

#### RACE 1 - LAP CHART

11	35.211	1:43.429
19	35.454	1:43.717
42	35.861	1:43.736
41	36.095	1:43.669
70	49.479	1:44.489

#### LAP 13 @ 15:52:34.192

NO	BEHIND	LAP TIME
4		1:41.148
52	0.252	1:41.109
7	0.352	1:40.796
29	0.705	1:40.908
40	0.916	1:40.670
24	2.268	1:40.789
65	2.684	1:40.835
48	18.677	1:42.282
2	19.471	1:42.700
76	19.597	1:42.286
75	19.715	1:42.274
64	20.303	1:42.405
99	20.455	1:42.358
61	20.824	1:42.147
66	21.047	1:42.670
71	25.967	1:42.477
88	29.309	1:43.722
67	35.649	1:43.628
19	37.703	1:43.397
11	37.923	1:43.860
41	38.305	1:43.358
42	38.585	1:43.872
70	53.076	1:44.745

#### LAP 14 @ 15:54:15.484

NO	BEHIND	LAP TIME
4		1:41.292
52	0.148	1:41.188
29	0.319	1:40.906
24	2.160	1:41.184
65	2.928	1:41.536
40	3.993	1:44.369
48	19.817	1:42.432
75	20.406	1:41.983
76	20.602	1:42.297
2	20.949	1:42.770
99	21.203	1:42.040
64	21.455	1:42.444
61	21.642	1:42.110
66	22.080	1:42.325
71	27.699	1:43.024
88	31.762	1:43.745
67	37.303	1:42.946
19	40.570	1:44.159
42	40.682	1:43.389
11	41.028	1:44.397
41	41.509	1:44.496
70	57.525	1:45.741

# MCRCB BULLETIN TK221

## 2023 Bennetts British Superbike Championship - Round 3

### 2023 R&G British Talent Cup

#### RACE 1 - POSITION CHART

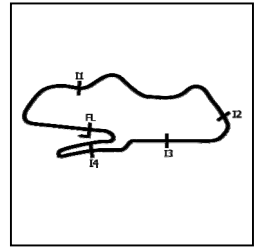
No	Name	Lap														
		Pos	1	2	3	4	5	6	7	8	9	10	11	12	13	14
52	BELFORD	1	24	24	24	4	4	4	52	52	4	4	4	4	4	4
4	MOUNSEY	2	55	4	4	40	52	52	4	4	52	7	7	52	52	52
24	FROST	3	4	29	40	29	40	7	7	7	7	52	52	7	7	29
55	DESSOY	4	29	52	7	52	7	40	40	40	40	29	29	29	29	24
65	ROWAN	5	40	40	29	7	65	65	29	29	29	40	40	40	40	65
29	BROWN	6	52	65	52	65	29	29	65	65	65	65	65	24	24	40
7	McCABE	7	65	7	65	24	24	24	24	24	24	24	24	65	65	48
40	CORREA	8	7	2	2	2	2	2	2	2	2	2	48	48	48	75
2	BANNISTER	9	99	99	99	99	99	99	76	76	76	48	2	2	2	76
99	WILLIS	10	2	76	76	76	76	76	75	75	75	75	75	76	76	2
48	WALKER	11	48	64	64	64	64	75	99	99	48	76	76	75	75	99
71	GOODMAN	12	76	61	61	75	75	64	64	64	99	99	64	64	64	64
76	HUNTINGFORD	13	75	75	75	61	61	61	66	48	64	64	99	99	99	61
64	EDMUNDS	14	64	27	27	27	66	66	61	66	66	66	66	66	61	66
75	SUROWIAK	15	61	71	71	66	27	27	27	61	61	61	61	61	66	71
61	MACKAY	16	71	88	88	71	71	71	48	88	88	71	71	71	71	88
88	PYLYPENKO	17	27	11	66	88	88	48	71	71	71	88	88	88	88	67
42	JOLLIFFE	18	8	66	11	48	48	88	88	11	19	67	67	67	67	19
66	HARRIS	19	88	42	48	11	11	42	42	19	11	19	19	11	19	42
27	WILKINSON	20	11	19	42	42	42	11	11	42	67	11	11	19	11	11
19	McPHEE	21	66	8	19	19	19	19	19	67	42	42	42	42	41	41
67	BOWES	22	42	67	67	67	67	67	67	41	41	41	41	41	42	70
11	JONES	23	19	48	41	41	41	41	41	70	70	70	70	70	70	
70	HORNER	24	67	41	70	70	70	70	70							
41	HOPKINS	25	41	70	28	28	28	28	28	28						
8	DAVIDSON	26	70	28												
28	BARNES	27	28													

# MCRCB BULLETIN TK222

## 2023 Bennetts British Superbike Championship - Round 3

### 2023 R&G British Talent Cup

#### RACE 1 - SECTOR ANALYSIS



SECTOR 1 = FL to I1, SECTOR 2 = I1 to I2, SECTOR 3 = I2 to I3, SECTOR 4 = I3 to I4, SECTOR 5 = I4 to FL, DIFF = Difference To Personal Best Lap, P = Crossed Finish Line in Pit Lane, D = Time Disallowed

P1		4		Sullivan MOUNSEY				Honda - Wilson Racing / Maddison Media				
IDEAL LAP TIME :		1:40.272		BEST LAP TIME :		1:40.923		DIFFERENCE : 0.651				
LAP	SECTOR 1	SECTOR 2	SECTOR 3	SECTOR 4	SECTOR 5	LAP TIME	MPH	DIFF	TIME OF DAY			
1-		112.4	27.737	13.047	121.7	12.659	26.359	92.4	1:45.227	85.09	4.304	15:32:17.589
2-	22.203	<b>116.7</b>	27.810	13.004	121.7	12.447	26.455	92.4	1:41.919	87.85	0.996	15:33:59.508
3-	22.276	112.2	28.097	13.096	121.3	12.413	26.667	92.1	1:42.549	87.31	1.626	15:35:42.057
4-	<b>22.073</b>	115.7	27.458	13.057	120.4	12.217	26.408	91.8	1:41.213	88.47	0.290	15:37:23.270
5-	22.282	113.3	27.543	13.051	120.0	12.255	26.584	91.9	1:41.715	88.03	0.792	15:39:04.985
6-	22.228	113.3	27.529	13.021	121.5	11.985	26.483	91.6	1:41.246	88.44	0.323	15:40:46.231
7-	22.394	110.7	27.263	12.897	122.0	12.293	26.719	<b>92.6</b>	1:41.566	88.16	0.643	15:42:27.797
8-	22.123	116.1	<b>27.136</b>	13.038	119.6	12.184	26.526	92.5	1:41.007 (2)	88.65	0.084	15:44:08.804
9-	22.355	113.9	27.542	<b>12.845</b>	<b>124.5</b>	<b>11.963</b>	26.535	92.0	1:41.240	88.44	0.317	15:45:50.044
10-	22.263	112.5	27.328	13.059	120.9	12.013	26.352	92.0	1:41.015 (3)	88.64	0.092	15:47:31.059
<b>11-</b>	<b>22.194</b>	<b>113.7</b>	<b>27.352</b>	<b>13.032</b>	<b>120.6</b>	<b>12.090</b>	<b>26.255</b>	<b>91.8</b>	<b>1:40.923 (1)</b>	<b>88.72</b>		<b>15:49:11.982</b>
12-	22.261	113.3	27.422	12.951	121.7	12.014	26.414	91.8	1:41.062	88.60	0.139	15:50:53.044
13-	22.187	112.4	27.603	13.002	122.4	11.978	26.378	91.6	1:41.148	88.52	0.225	15:52:34.192
14-	22.125	112.0	27.757	12.962	123.8	12.078	26.370	91.1	1:41.292	88.40	0.369	15:54:15.484

P2		52		Evan BELFORD				Honda - City Lifting / RS Racing				
IDEAL LAP TIME :		1:40.246		BEST LAP TIME :		1:40.680		DIFFERENCE : 0.434				
LAP	SECTOR 1	SECTOR 2	SECTOR 3	SECTOR 4	SECTOR 5	LAP TIME	MPH	DIFF	TIME OF DAY			
1-		110.1	28.113	13.195	123.1	12.372	26.761	91.1	1:46.112	84.38	5.432	15:32:18.474
2-	22.104	117.5	27.211	12.903	123.5	12.598	27.018	91.0	1:41.834	87.93	1.154	15:34:00.308
3-	21.942	118.3	27.932	13.149	124.0	12.764	26.690	<b>91.6</b>	1:42.477	87.38	1.797	15:35:42.785
4-	22.087	116.9	27.528	13.227	122.6	12.215	26.537	91.3	1:41.594	88.13	0.914	15:37:24.379
5-	22.044	117.5	27.431	12.977	124.0	12.255	26.530	90.6	1:41.237	88.45	0.557	15:39:05.616
6-	22.029	117.9	27.267	12.898	123.5	<b>12.108</b>	26.594	91.3	1:40.896	88.74	0.216	15:40:46.512
7-	22.010	115.7	27.214	13.050	119.4	12.412	26.503	89.9	1:41.189	88.49	0.509	15:42:27.701
8-	22.139	116.3	<b>27.072</b>	13.113	119.8	12.146	26.393	90.6	1:40.863 (2)	88.77	0.183	15:44:08.564
9-	22.538	112.7	27.328	13.081	119.4	12.290	26.603	91.0	1:41.840	87.92	1.160	15:45:50.404
10-	22.138	117.7	27.591	13.020	120.6	12.222	26.396	90.8	1:41.367	88.33	0.687	15:47:31.771
11-	<b>21.882</b>	<b>119.1</b>	27.309	13.056	120.2	12.321	<b>26.316</b>	91.5	1:40.884 (3)	88.75	0.204	15:49:12.655
<b>12-</b>	<b>22.073</b>	<b>117.9</b>	<b>27.103</b>	<b>12.868</b>	<b>123.5</b>	<b>12.195</b>	<b>26.441</b>	<b>90.9</b>	<b>1:40.680 (1)</b>	<b>88.93</b>		<b>15:50:53.335</b>
13-	21.998	115.3	27.536	13.008	<b>124.2</b>	12.231	26.336	91.0	1:41.109	88.56	0.429	15:52:34.444
14-	22.018	115.7	27.366	13.024	120.2	12.208	26.572	90.6	1:41.188	88.49	0.508	15:54:15.632

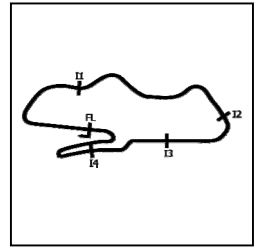
P3		29		Lucas BROWN				Honda - Amphibian Scaffolding / SP125 Racing				
IDEAL LAP TIME :		1:40.282		BEST LAP TIME :		1:40.877		DIFFERENCE : 0.595				
LAP	SECTOR 1	SECTOR 2	SECTOR 3	SECTOR 4	SECTOR 5	LAP TIME	MPH	DIFF	TIME OF DAY			
1-		114.1	27.583	13.067	121.5	12.696	26.639	89.5	1:45.701	84.71	4.824	15:32:18.063
2-	22.093	117.5	27.240	13.236	118.1	12.770	26.635	89.7	1:41.974	87.81	1.097	15:34:00.037
3-	22.090	118.1	27.571	13.235	117.7	12.421	27.277	87.7	1:42.594	87.28	1.717	15:35:42.631
4-	22.078	119.6	27.451	13.139	120.2	12.270	26.632	89.5	1:41.570	88.16	0.693	15:37:24.201
5-	22.127	117.1	27.286	13.272	116.5	12.737	26.831	90.3	1:42.253	87.57	1.376	15:39:06.454
6-	22.048	118.5	27.150	13.126	119.8	12.413	26.497	<b>90.5</b>	1:41.234	88.45	0.357	15:40:47.688
7-	21.983	119.4	27.017	13.083	121.1	12.347	26.552	89.9	1:40.982	88.67	0.105	15:42:28.670
8-	22.027	118.3	26.998	13.060	121.1	12.251	26.685	89.9	1:41.021	88.63	0.144	15:44:09.691
9-	22.170	117.5	27.110	13.085	120.9	12.316	26.645	90.4	1:41.326	88.37	0.449	15:45:51.017
10-	<b>21.875</b>	<b>120.2</b>	27.353	13.112	119.8	12.340	26.527	89.3	1:41.207	88.47	0.330	15:47:32.224
<b>11-</b>	<b>22.170</b>	<b>116.9</b>	<b>26.902</b>	<b>12.964</b>	<b>121.1</b>	<b>12.332</b>	<b>26.509</b>	<b>89.8</b>	<b>1:40.877 (1)</b>	<b>88.76</b>		<b>15:49:13.101</b>
12-	22.185	116.7	26.916	13.095	119.6	12.299	<b>26.393</b>	89.4	1:40.888 (2)	88.75	0.011	15:50:53.989
13-	21.947	118.7	27.297	13.028	120.4	12.202	26.434	90.0	1:40.908	88.73	0.031	15:52:34.897
14-	22.136	115.9	27.175	13.045	<b>122.0</b>	<b>12.148</b>	26.402	88.8	1:40.906 (3)	88.74	0.029	15:54:15.803

# MCRCB BULLETIN TK222

## 2023 Bennetts British Superbike Championship - Round 3

### 2023 R&G British Talent Cup

#### RACE 1 - SECTOR ANALYSIS



SECTOR 1 = FL to I1, SECTOR 2 = I1 to I2, SECTOR 3 = I2 to I3, SECTOR 4 = I3 to I4, SECTOR 5 = I4 to FL, DIFF = Difference To Personal Best Lap, P = Crossed Finish Line in Pit Lane, D = Time Disallowed

<b>P4 24</b>		<b>Ryan FROST</b>					Honda - Talentum Motorsport by Azure Notions					
IDEAL LAP TIME : 1:40.301		BEST LAP TIME : 1:40.645					DIFFERENCE : 0.344					
LAP	SECTOR 1	SECTOR 2	SECTOR 3	SECTOR 4	SECTOR 5	LAP TIME	MPH	DIFF	TIME OF DAY			
1-		115.7	27.559	13.145	119.4	12.318	26.417	90.9	1:44.818	85.42	4.173	15:32:17.180
2-	22.488	115.5	27.791	13.146	119.6	12.380	26.412	90.6	1:42.217	87.60	1.572	15:33:59.397
3-	22.355	115.1	28.082	13.093	121.5	12.250	26.331	90.8	1:42.111	87.69	1.466	15:35:41.508
4-	22.372	115.9	27.867	13.026	119.8	12.316	29.204	86.1	1:44.785	85.45	4.140	15:37:26.293
5-	22.489	116.9	27.404	13.131	118.5	12.228	26.908	91.0	1:42.160	87.65	1.515	15:39:08.453
6-	22.260	118.3	27.395	13.099	119.4	12.173	26.336	90.9	1:41.263	88.42	0.618	15:40:49.716
7-	22.166	117.9	27.410	13.097	119.1	<b>12.117</b>	<b>26.125</b>	<b>91.5</b>	1:40.915	88.73	0.270	15:42:30.631
8-	22.180	117.1	27.396	13.204	119.6	12.150	26.506	<b>91.5</b>	1:41.436	88.27	0.791	15:44:12.067
9-	22.274	117.5	27.298	13.106	119.4	12.327	26.306	90.9	1:41.311	88.38	0.666	15:45:53.378
10-	22.175	118.5	27.188	13.148	118.3	12.152	26.222	90.9	1:40.885	88.75	0.240	15:47:34.263
11-	22.109	119.1	27.256	13.068	119.1	12.132	26.198	91.3	1:40.763 (2)	88.86	0.118	15:49:15.026
<b>12-</b>	<b>22.153</b>	<b>119.8</b>	<b>27.070</b>	<b>12.948</b>	<b>122.2</b>	12.190	26.284	90.9	<b>1:40.645 (1)</b>	<b>88.97</b>		<b>15:50:55.671</b>
13-	<b>22.041</b>	118.9	27.274	13.105	120.4	12.128	26.241	90.5	1:40.789 (3)	88.84	0.144	15:52:36.460
14-	22.123	116.3	27.398	13.153	121.5	12.202	26.308	89.4	1:41.184	88.49	0.539	15:54:17.644

<b>P5 65</b>		<b>Alexander ROWAN</b>					Honda - Mortimer Racing Victoria House Academy					
IDEAL LAP TIME : 1:40.661		BEST LAP TIME : 1:40.835					DIFFERENCE : 0.174					
LAP	SECTOR 1	SECTOR 2	SECTOR 3	SECTOR 4	SECTOR 5	LAP TIME	MPH	DIFF	TIME OF DAY			
1-		111.2	27.740	13.216	120.9	12.604	26.887	91.5	1:46.440	84.12	5.605	15:32:18.802
2-	22.070	116.5	27.266	12.932	124.2	12.564	26.998	91.6	1:41.830	87.93	0.995	15:34:00.632
3-	22.156	114.7	27.474	13.085	<b>124.7</b>	12.788	26.848	<b>92.0</b>	1:42.351	87.48	1.516	15:35:42.983
4-	22.000	114.7	27.311	13.396	117.9	12.583	26.571	91.6	1:41.861	87.90	1.026	15:37:24.844
5-	22.072	117.7	27.164	<b>12.898</b>	124.0	12.667	26.573	91.1	1:41.374	88.33	0.539	15:39:06.218
6-	<b>21.980</b>	117.5	27.086	13.136	121.7	12.501	26.626	91.1	1:41.329	88.37	0.494	15:40:47.547
7-	22.241	116.9	27.091	12.929	120.0	12.835	26.686	90.4	1:41.782	87.97	0.947	15:42:29.329
8-	22.066	116.3	27.086	13.076	118.9	12.543	26.670	91.1	1:41.441	88.27	0.606	15:44:10.770
9-	22.200	116.9	27.206	13.025	119.6	12.413	26.388	90.1	1:41.232 (3)	88.45	0.397	15:45:52.002
10-	22.240	115.5	27.107	13.064	119.1	12.459	26.398	91.5	1:41.268	88.42	0.433	15:47:33.270
11-	22.111	116.7	27.140	13.027	120.4	12.414	26.528	91.0	1:41.220 (2)	88.46	0.385	15:49:14.490
12-	22.083	116.5	27.075	13.079	120.9	12.623	26.691	89.7	1:41.551	88.17	0.716	15:50:56.041
<b>13-</b>	22.030	<b>118.7</b>	<b>27.074</b>	13.022	119.1	<b>12.389</b>	<b>26.320</b>	91.1	<b>1:40.835 (1)</b>	<b>88.80</b>		<b>15:52:36.876</b>
14-	22.216	114.5	27.251	13.068	120.0	12.392	26.609	90.3	1:41.536	88.18	0.701	15:54:18.412

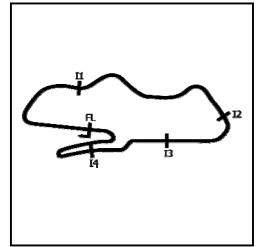
<b>P6 40</b>		<b>Julian CORREA</b>					Honda - Microlise Cresswell Racing					
IDEAL LAP TIME : 1:40.278		BEST LAP TIME : 1:40.670					DIFFERENCE : 0.392					
LAP	SECTOR 1	SECTOR 2	SECTOR 3	SECTOR 4	SECTOR 5	LAP TIME	MPH	DIFF	TIME OF DAY			
1-		108.2	27.823	13.188	123.5	12.331	26.720	91.6	1:45.908	84.54	5.238	15:32:18.270
2-	22.200	115.1	27.527	13.003	123.5	12.478	26.958	92.0	1:42.166	87.64	1.496	15:34:00.436
3-	22.105	116.9	27.497	12.988	123.1	12.474	26.933	91.3	1:41.997	87.79	1.327	15:35:42.433
4-	22.025	117.3	27.583	13.038	122.9	12.256	26.578	91.6	1:41.480	88.23	0.810	15:37:23.913
5-	22.188	115.7	27.510	13.174	122.2	12.199	26.797	92.3	1:41.868	87.90	1.198	15:39:05.781
6-	22.006	115.7	27.377	13.111	124.7	12.332	26.673	91.8	1:41.499	88.22	0.829	15:40:47.280
7-	<b>21.909</b>	116.9	27.262	12.991	122.6	12.217	26.666	91.3	1:41.045	88.61	0.375	15:42:28.325
8-	22.049	<b>117.7</b>	27.178	<b>12.915</b>	123.1	12.210	26.549	92.0	1:40.901 (3)	88.74	0.231	15:44:09.226
9-	22.083	112.9	27.488	12.944	123.1	12.384	26.723	91.1	1:41.622	88.11	0.952	15:45:50.848
10-	21.926	116.7	27.654	13.086	121.7	12.230	26.694	<b>92.4</b>	1:41.590	88.14	0.920	15:47:32.438
11-	22.035	114.5	27.117	13.010	123.3	12.140	26.578	91.9	1:40.880 (2)	88.76	0.210	15:49:13.318
12-	22.195	115.1	<b>27.116</b>	12.939	124.0	12.147	26.723	89.1	1:41.120	88.55	0.450	15:50:54.438
<b>13-</b>	22.000	116.1	27.358	12.974	123.1	<b>12.032</b>	<b>26.306</b>	92.3	<b>1:40.670 (1)</b>	<b>88.94</b>		<b>15:52:35.108</b>
14-	21.999	114.3	27.337	13.009	<b>125.2</b>	12.322	29.702	64.5	1:44.369	85.79	3.699	15:54:19.477

# MCRCB BULLETIN TK222

## 2023 Bennetts British Superbike Championship - Round 3

### 2023 R&G British Talent Cup

#### RACE 1 - SECTOR ANALYSIS



SECTOR 1 = FL to I1, SECTOR 2 = I1 to I2, SECTOR 3 = I2 to I3, SECTOR 4 = I3 to I4, SECTOR 5 = I4 to FL, DIFF = Difference To Personal Best Lap, P = Crossed Finish Line in Pit Lane, D = Time Disallowed

<b>P7 48</b>		<b>Ollie WALKER</b>					Honda - Wright Morgan / SP125 Racing					
IDEAL LAP TIME : 1:41.348		BEST LAP TIME : 1:41.803					DIFFERENCE : 0.455					
LAP	SECTOR 1	SECTOR 2	SECTOR 3	SECTOR 4	SECTOR 5	LAP TIME	MPH	DIFF	TIME OF DAY			
1-		110.9	28.032	13.000	123.8	12.639	27.190	90.1	1:47.614	83.20	5.811	15:32:19.976
2-	22.158	<b>117.1</b>	27.567	13.096	124.0	17.872	28.085	89.5	1:48.778	82.31	6.975	15:34:08.754
3-	22.284	115.5	27.595	13.201	120.9	13.061	27.050	87.9	1:43.191	86.77	1.388	15:35:51.945
4-	22.305	115.5	27.286	13.372	118.5	12.396	26.913	89.4	1:42.272	87.55	0.469	15:37:34.217
5-	22.281	115.1	27.283	13.122	120.2	12.430	26.992	90.1	1:42.108	87.69	0.305	15:39:16.325
6-	<b>22.133</b>	116.1	<b>27.160</b>	13.021	122.6	12.605	26.884	90.0	<b>1:41.803 (1)</b>	<b>87.95</b>		<b>15:40:58.128</b>
7-	22.256	112.4	27.586	13.070	123.5	12.269	26.928	90.1	1:42.109	87.69	0.306	15:42:40.237
8-	22.200	111.8	27.344	<b>12.995</b>	<b>125.2</b>	12.579	27.081	<b>90.4</b>	1:42.199	87.61	0.396	15:44:22.436
9-	22.182	112.5	27.513	13.070	120.6	<b>12.264</b>	26.999	90.3	1:42.028 (3)	87.76	0.225	15:46:04.464
10-	22.298	110.3	27.458	13.166	119.6	12.357	26.993	89.7	1:42.272	87.55	0.469	15:47:46.736
11-	22.259	115.9	27.223	13.051	122.0	12.357	26.925	89.2	1:41.815 (2)	87.94	0.012	15:49:28.551
12-	22.237	116.3	27.434	13.095	120.6	12.340	26.930	89.2	1:42.036	87.75	0.233	15:51:10.587
13-	22.465	113.1	27.451	13.174	119.8	12.396	<b>26.796</b>	89.5	1:42.282	87.54	0.479	15:52:52.869
14-	22.363	114.1	27.448	13.177	120.0	12.326	27.118	88.7	1:42.432	87.41	0.629	15:54:35.301

<b>P8 75</b>		<b>Filip SUROWIAK</b>					Honda - FS75 Racing / FAB Racing					
IDEAL LAP TIME : 1:41.565		BEST LAP TIME : 1:41.935					DIFFERENCE : 0.370					
LAP	SECTOR 1	SECTOR 2	SECTOR 3	SECTOR 4	SECTOR 5	LAP TIME	MPH	DIFF	TIME OF DAY			
1-		107.7	28.115	13.236	<b>124.2</b>	12.888	27.073	88.0	1:48.629	82.43	6.694	15:32:20.991
2-	22.913	113.7	28.110	13.145	122.2	12.830	26.926	90.6	1:43.924	86.16	1.989	15:34:04.915
3-	22.489	105.8	28.041	13.297	119.8	12.577	26.769	<b>91.4</b>	1:43.173	86.79	1.238	15:35:48.088
4-	22.408	112.2	27.546	13.361	117.3	12.418	26.709	90.8	1:42.442	87.41	0.507	15:37:30.530
5-	22.465	113.3	27.782	13.353	118.1	12.441	26.762	90.8	1:42.803	87.10	0.868	15:39:13.333
6-	22.419	115.9	27.586	13.235	118.3	12.436	26.601	90.4	1:42.277	87.55	0.342	15:40:55.610
7-	22.266	<b>116.7</b>	27.579	13.347	120.0	12.397	27.425	89.7	1:43.014	86.92	1.079	15:42:38.624
8-	22.514	114.3	27.427	13.185	120.0	12.589	26.852	90.6	1:42.567	87.30	0.632	15:44:21.191
9-	22.344	112.5	27.771	13.194	119.6	12.546	26.876	90.6	1:42.731	87.16	0.796	15:46:03.922
10-	22.570	112.2	27.622	13.270	117.3	12.558	26.854	90.3	1:42.874	87.04	0.939	15:47:46.796
11-	22.319	113.3	<b>27.344</b>	13.178	120.2	<b>12.299</b>	26.795	89.7	<b>1:41.935 (1)</b>	<b>87.84</b>		<b>15:49:28.731</b>
12-	22.606	114.9	27.405	13.169	120.0	12.865	26.857	90.0	1:42.902	87.01	0.967	15:51:11.633
13-	<b>22.235</b>	111.1	27.747	<b>13.116</b>	122.0	12.351	26.825	91.3	1:42.274 (3)	87.55	0.339	15:52:53.907
14-	22.337	112.5	27.589	13.147	118.7	12.339	<b>26.571</b>	90.0	1:41.983 (2)	87.80	0.048	15:54:35.890

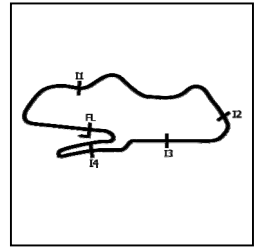
<b>P9 76</b>		<b>Charlie HUNTINGFORD</b>					Honda - Opteven Mototechniks					
IDEAL LAP TIME : 1:41.510		BEST LAP TIME : 1:41.887					DIFFERENCE : 0.377					
LAP	SECTOR 1	SECTOR 2	SECTOR 3	SECTOR 4	SECTOR 5	LAP TIME	MPH	DIFF	TIME OF DAY			
1-		111.4	27.923	13.300	121.1	12.700	26.848	90.4	1:47.884	83.00	5.997	15:32:20.246
2-	22.221	<b>117.1</b>	27.550	13.100	121.1	12.736	26.941	86.7	1:42.548	87.31	0.661	15:34:02.794
3-	22.454	113.3	27.700	13.146	120.6	12.613	27.652	90.9	1:43.565	86.46	1.678	15:35:46.359
4-	22.377	115.1	27.668	13.248	119.1	12.463	26.810	90.3	1:42.566	87.30	0.679	15:37:28.925
5-	22.695	108.4	27.725	13.300	118.9	12.517	26.854	90.1	1:43.091	86.85	1.204	15:39:12.016
6-	22.427	115.9	27.722	13.180	119.4	12.700	26.823	89.4	1:42.852	87.06	0.965	15:40:54.868
7-	22.356	116.1	27.944	13.159	119.6	12.409	27.282	90.4	1:43.150	86.81	1.263	15:42:38.018
8-	22.818	111.8	27.645	13.214	119.1	12.370	26.944	90.5	1:42.991	86.94	1.104	15:44:21.009
9-	22.405	115.1	27.737	13.250	119.4	12.426	26.898	90.5	1:42.716	87.17	0.829	15:46:03.725
10-	22.888	113.1	27.757	13.211	119.8	12.600	26.848	91.1	1:43.304	86.68	1.417	15:47:47.029
11-	<b>22.196</b>	<b>117.1</b>	<b>27.486</b>	13.008	<b>122.4</b>	12.613	26.584	91.1	<b>1:41.887 (1)</b>	<b>87.88</b>		<b>15:49:28.916</b>
12-	22.667	109.8	27.662	<b>12.959</b>	121.1	12.623	26.676	90.6	1:42.587	87.28	0.700	15:51:11.503
13-	22.289	110.1	27.695	13.126	120.0	12.382	26.794	<b>91.6</b>	1:42.286 (2)	87.54	0.399	15:52:53.789
14-	22.648	114.9	27.722	13.058	120.2	<b>12.319</b>	<b>26.550</b>	91.1	1:42.297 (3)	87.53	0.410	15:54:36.086

# MCRCB BULLETIN TK222

## 2023 Bennetts British Superbike Championship - Round 3

### 2023 R&G British Talent Cup

## RACE 1 - SECTOR ANALYSIS



SECTOR 1 = FL to I1, SECTOR 2 = I1 to I2, SECTOR 3 = I2 to I3, SECTOR 4 = I3 to I4, SECTOR 5 = I4 to FL, DIFF = Difference To Personal Best Lap, P = Crossed Finish Line in Pit Lane, D = Time Disallowed

<b>P10 2</b>		<b>Josh BANNISTER</b>					Honda - Dunsley Heat Racing					
IDEAL LAP TIME : 1:41.672		BEST LAP TIME : 1:41.996					DIFFERENCE : 0.324					
LAP	SECTOR 1	SECTOR 2	SECTOR 3	SECTOR 4	SECTOR 5	LAP TIME	MPH	DIFF	TIME OF DAY			
1-		<b>118.7</b>	28.118	13.139	<b>122.0</b>	12.805	26.863	89.8	1:47.198	83.53	5.202	15:32:19.560
2-	22.320	116.7	27.514	13.145	117.7	12.337	26.950	89.4	1:42.266 (2)	87.56	0.270	15:34:01.826
3-	<b>22.317</b>	113.5	27.471	13.208	117.1	12.585	26.958	89.3	1:42.539	87.32	0.543	15:35:44.365
4-	22.374	114.5	27.737	13.287	115.7	12.361	26.714	89.4	1:42.473	87.38	0.477	15:37:26.838
5-	22.473	115.3	<b>27.370</b>	13.160	116.3	12.288	<b>26.705</b>	<b>90.0</b>	<b>1:41.996 (1)</b>	<b>87.79</b>		<b>15:39:08.834</b>
6-	22.394	115.7	27.440	13.139	116.5	12.392	26.987	88.6	1:42.352	87.48	0.356	15:40:51.186
7-	22.432	112.9	27.629	13.207	116.3	12.428	27.207	88.4	1:42.903	87.01	0.907	15:42:34.089
8-	22.987	110.9	27.964	13.234	116.5	12.399	27.285	88.8	1:43.869	86.20	1.873	15:44:17.958
9-	22.702	111.1	27.947	13.310	116.1	12.551	27.190	88.1	1:43.700	86.34	1.704	15:46:01.658
10-	22.925	112.0	27.871	13.319	115.3	12.428	27.241	89.1	1:43.784	86.27	1.788	15:47:45.442
11-	22.677	110.5	27.834	13.385	115.3	12.440	26.900	89.7	1:43.236	86.73	1.240	15:49:28.678
12-	22.535	115.9	27.401	13.065	118.1	<b>12.262</b>	27.022	89.2	1:42.285 (3)	87.54	0.289	15:51:10.963
13-	22.668	112.0	27.614	13.182	116.9	12.298	26.938	89.1	1:42.700	87.19	0.704	15:52:53.663
14-	22.651	113.9	28.009	<b>13.018</b>	121.3	12.385	26.707	89.4	1:42.770	87.13	0.774	15:54:36.433

<b>P11 99</b>		<b>Peter WILLIS</b>					Honda - Belfast Chauffer Hire by WM-Racing					
IDEAL LAP TIME : 1:41.591		BEST LAP TIME : 1:42.040					DIFFERENCE : 0.449					
LAP	SECTOR 1	SECTOR 2	SECTOR 3	SECTOR 4	SECTOR 5	LAP TIME	MPH	DIFF	TIME OF DAY			
1-		105.8	28.251	13.111	<b>123.3</b>	12.604	26.956	90.8	1:46.920	83.74	4.880	15:32:19.282
2-	<b>22.193</b>	112.4	28.096	13.158	<b>123.3</b>	12.798	26.725	91.1	1:42.970	86.96	0.930	15:34:02.252
3-	22.284	110.0	27.992	13.277	119.8	12.625	26.622	91.3	1:42.800	87.10	0.760	15:35:45.052
4-	22.414	111.2	27.971	13.374	119.1	12.521	26.597	91.1	1:42.877	87.04	0.837	15:37:27.929
5-	22.344	<b>114.1</b>	28.137	13.438	119.8	12.567	26.746	90.6	1:43.232	86.74	1.192	15:39:11.161
6-	22.398	110.5	28.312	13.282	120.0	12.736	26.505	90.5	1:43.233	86.74	1.193	15:40:54.394
7-	22.504	110.1	28.448	13.330	120.0	12.447	27.742	89.9	1:44.471	85.71	2.431	15:42:38.865
8-	22.486	109.2	27.821	13.181	120.4	12.583	26.767	91.6	1:42.838	87.07	0.798	15:44:21.703
9-	22.628	109.1	27.978	13.244	119.6	<b>12.365</b>	26.776	91.4	1:42.991	86.94	0.951	15:46:04.694
10-	22.378	108.5	27.723	13.235	119.8	12.513	26.733	91.4	1:42.582	87.29	0.542	15:47:47.276
11-	22.291	112.5	<b>27.595</b>	13.144	121.3	13.288	<b>26.359</b>	91.6	1:42.677	87.20	0.637	15:49:29.953
12-	22.310	108.4	27.830	13.177	121.1	12.492	26.527	91.4	1:42.336 (2)	87.50	0.296	15:51:12.289
13-	22.310	112.0	27.687	<b>13.079</b>	122.4	12.496	26.786	<b>91.9</b>	1:42.358 (3)	87.48	0.318	15:52:54.647
14-	22.304	111.2	27.649	13.124	122.4	12.574	26.389	90.8	<b>1:42.040 (1)</b>	<b>87.75</b>		<b>15:54:36.687</b>

<b>P12 64</b>		<b>Clayton EDMUNDS</b>					Honda - City Lifting / RS Racing					
IDEAL LAP TIME : 1:41.790		BEST LAP TIME : 1:42.090					DIFFERENCE : 0.300					
LAP	SECTOR 1	SECTOR 2	SECTOR 3	SECTOR 4	SECTOR 5	LAP TIME	MPH	DIFF	TIME OF DAY			
1-		110.1	28.302	13.257	<b>124.2</b>	12.863	27.307	91.6	1:48.738	82.34	6.648	15:32:21.100
2-	22.695	112.5	27.824	13.151	120.2	12.630	27.004	90.8	1:43.304	86.68	1.214	15:34:04.404
3-	22.364	114.7	27.906	13.177	119.8	12.768	26.895	91.4	1:43.110	86.84	1.020	15:35:47.514
4-	22.456	115.5	27.642	13.326	118.7	12.619	26.834	91.4	1:42.877	87.04	0.787	15:37:30.391
5-	22.464	113.3	27.703	13.215	119.1	12.618	26.839	90.1	1:42.839	87.07	0.749	15:39:13.230
6-	22.685	112.7	27.627	13.133	118.7	12.535	26.967	91.4	1:42.947	86.98	0.857	15:40:56.177
7-	22.218	<b>116.9</b>	27.662	13.039	122.0	<b>12.393</b>	27.522	91.4	1:42.834	87.07	0.744	15:42:39.011
8-	22.513	108.5	27.778	13.231	120.9	12.560	27.045	91.9	1:43.127	86.82	1.037	15:44:22.138
9-	22.372	111.2	28.034	13.164	120.6	12.466	26.943	92.3	1:42.979	86.95	0.889	15:46:05.117
10-	<b>22.184</b>	115.7	27.663	13.125	121.1	12.559	26.925	91.9	1:42.456	87.39	0.366	15:47:47.573
11-	22.213	113.5	<b>27.510</b>	13.041	123.3	12.596	<b>26.730</b>	91.6	<b>1:42.090 (1)</b>	<b>87.71</b>		<b>15:49:29.663</b>
12-	22.415	116.1	27.630	<b>12.973</b>	122.6	12.454	26.955	91.8	1:42.427 (3)	87.42	0.337	15:51:12.090
13-	22.307	115.3	27.581	12.999	123.1	12.480	27.038	<b>92.4</b>	1:42.405 (2)	87.44	0.315	15:52:54.495
14-	22.284	114.3	27.657	12.974	124.0	12.548	26.981	91.0	1:42.444	87.40	0.354	15:54:36.939

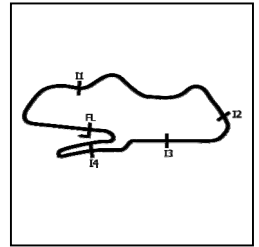


# MCRCB BULLETIN TK222

## 2023 Bennetts British Superbike Championship - Round 3

### 2023 R&G British Talent Cup

#### RACE 1 - SECTOR ANALYSIS



SECTOR 1 = FL to I1, SECTOR 2 = I1 to I2, SECTOR 3 = I2 to I3, SECTOR 4 = I3 to I4, SECTOR 5 = I4 to FL, DIFF = Difference To Personal Best Lap, P = Crossed Finish Line in Pit Lane, D = Time Disallowed

<b>P13 61</b>		<b>Harrison MACKAY</b>					Honda - Wilson Racing / Super Soco					
IDEAL LAP TIME : 1:41.707		BEST LAP TIME : 1:42.101					DIFFERENCE : 0.394					
LAP	SECTOR 1	SECTOR 2	SECTOR 3	SECTOR 4	SECTOR 5	LAP TIME	MPH	DIFF	TIME OF DAY			
1-		107.2	28.099	13.203	122.9	13.075	27.044	91.4	1:48.878	82.24	6.777	15:32:21.240
2-	22.785	112.5	27.869	13.237	120.0	12.634	27.029	90.1	1:43.554	86.47	1.453	15:34:04.794
3-	22.514	112.2	27.837	13.339	118.7	12.665	26.839	90.6	1:43.194	86.77	1.093	15:35:47.988
4-	22.593	107.2	27.838	13.319	118.5	12.545	26.803	90.5	1:43.098	86.85	0.997	15:37:31.086
5-	22.604	115.7	27.545	13.178	119.6	12.600	26.699	91.1	1:42.626	87.25	0.525	15:39:13.712
6-	22.355	112.9	27.625	13.112	121.5	12.624	26.899	88.4	1:42.615	87.26	0.514	15:40:56.327
7-	22.435	115.9	27.555	13.200	120.2	<b>12.449</b>	27.317	90.6	1:42.956	86.97	0.855	15:42:39.283
8-	22.501	113.5	27.729	13.181	121.5	13.025	27.007	<b>91.8</b>	1:43.443	86.56	1.342	15:44:22.726
9-	22.517	117.1	27.593	13.088	<b>123.8</b>	12.678	26.908	91.5	1:42.784	87.11	0.683	15:46:05.510
10-	22.506	114.3	28.012	13.279	118.5	12.538	26.711	91.0	1:43.046	86.89	0.945	15:47:48.556
11-	22.384	115.3	27.583	13.153	119.8	12.452	26.640	91.5	1:42.212	87.60	0.111	15:49:30.768
<b>12-</b>	<b>22.254</b>	<b>118.5</b>	27.670	<b>13.033</b>	122.9	12.537	<b>26.607</b>	91.3	<b>1:42.101 (1)</b>	<b>87.70</b>		<b>15:51:12.869</b>
13-	<b>22.204</b>	116.3	27.542	13.073	122.9	12.578	26.750	91.0	1:42.147 (3)	87.66	0.046	15:52:55.016
14-	22.383	115.9	<b>27.414</b>	13.043	123.3	12.596	26.674	91.3	1:42.110 (2)	87.69	0.009	15:54:37.126

<b>P14 66</b>		<b>Ronnie HARRIS</b>					Honda - Kovara Projects / RS Racing					
IDEAL LAP TIME : 1:41.499		BEST LAP TIME : 1:42.061					DIFFERENCE : 0.562					
LAP	SECTOR 1	SECTOR 2	SECTOR 3	SECTOR 4	SECTOR 5	LAP TIME	MPH	DIFF	TIME OF DAY			
1-		98.6	28.755	13.294	122.2	12.604	27.665	89.5	1:50.618	80.94	8.557	15:32:22.980
2-	22.853	116.3	28.093	13.292	120.9	12.685	27.048	91.3	1:43.971	86.12	1.910	15:34:06.951
3-	22.432	114.9	27.603	13.035	122.0	12.510	26.820	91.3	1:42.400	87.44	0.339	15:35:49.351
<b>4-</b>	<b>22.292</b>	<b>117.1</b>	27.451	13.091	123.8	12.450	<b>26.777</b>	92.0	<b>1:42.061 (1)</b>	<b>87.73</b>		<b>15:37:31.412</b>
5-	22.568	116.5	27.609	13.099	123.5	12.536	26.663	<b>92.4</b>	1:42.475	87.38	0.414	15:39:13.887
6-	22.258	117.9	27.830	13.053	123.8	12.596	26.920	91.0	1:42.657	87.22	0.596	15:40:56.544
7-	22.363	116.9	27.649	13.089	122.0	<b>12.411</b>	27.103	90.8	1:42.615	87.26	0.554	15:42:39.159
8-	22.755	116.7	27.739	13.061	<b>125.2</b>	13.042	26.836	91.8	1:43.433	86.57	1.372	15:44:22.592
9-	<b>22.249</b>	<b>119.4</b>	27.875	13.090	122.9	12.631	26.931	91.6	1:42.776	87.12	0.715	15:46:05.368
10-	22.542	114.9	<b>27.343</b>	13.111	121.3	12.558	26.859	91.9	1:42.413	87.43	0.352	15:47:47.781
11-	22.310	117.3	27.466	12.988	123.1	13.102	26.832	90.5	1:42.698	87.19	0.637	15:49:30.479
12-	22.281	116.7	27.570	13.083	121.5	12.587	<b>26.569</b>	91.9	1:42.090 (2)	87.71	0.029	15:51:12.569
13-	22.281	114.7	27.637	<b>12.927</b>	124.9	12.738	27.087	91.3	1:42.670	87.21	0.609	15:52:55.239
14-	22.332	114.9	27.524	13.006	121.7	12.538	26.925	91.3	1:42.325 (3)	87.50	0.264	15:54:37.564

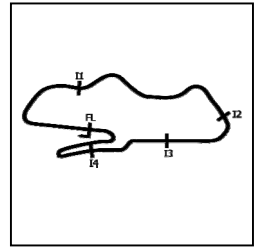
<b>P15 71</b>		<b>Daniel GOODMAN</b>					Honda - VisionTrack Racing Team					
IDEAL LAP TIME : 1:41.719		BEST LAP TIME : 1:42.039					DIFFERENCE : 0.320					
LAP	SECTOR 1	SECTOR 2	SECTOR 3	SECTOR 4	SECTOR 5	LAP TIME	MPH	DIFF	TIME OF DAY			
1-		112.7	28.364	13.541	120.2	13.199	27.394	90.5	1:49.134	82.04	7.095	15:32:21.496
2-	22.729	110.3	28.303	13.126	122.2	12.908	26.887	91.0	1:43.953	86.13	1.914	15:34:05.449
3-	22.365	111.8	27.947	13.154	121.1	12.975	26.921	91.3	1:43.362	86.63	1.323	15:35:48.811
4-	22.437	114.1	27.677	13.278	119.1	12.794	27.035	91.1	1:43.221	86.75	1.182	15:37:32.032
5-	22.343	<b>116.9</b>	27.691	13.270	119.4	12.888	27.131	91.0	1:43.323	86.66	1.284	15:39:15.355
6-	22.348	115.5	27.531	13.156	121.7	12.637	26.718	91.0	1:42.390 (2)	87.45	0.351	15:40:57.745
7-	22.524	115.7	27.590	13.168	121.7	12.614	26.967	<b>91.4</b>	1:42.863	87.05	0.824	15:42:40.608
8-	<b>22.282</b>	116.7	<b>27.378</b>	<b>12.978</b>	<b>122.6</b>	12.735	31.056	90.4	1:46.429	84.13	4.390	15:44:27.037
9-	22.518	115.3	27.569	13.097	121.5	12.613	27.111	<b>91.4</b>	1:42.908	87.01	0.869	15:46:09.945
10-	22.447	113.9	27.702	13.323	119.4	12.677	26.868	90.9	1:43.017	86.92	0.978	15:47:52.962
11-	22.489	112.4	27.635	13.172	120.2	12.574	26.811	90.6	1:42.681	87.20	0.642	15:49:35.643
<b>12-</b>	22.401	115.3	27.480	13.077	121.5	<b>12.450</b>	<b>26.631</b>	91.0	<b>1:42.039 (1)</b>	<b>87.75</b>		<b>15:51:17.682</b>
13-	22.311	114.3	27.682	13.125	121.1	12.504	26.855	91.0	1:42.477 (3)	87.38	0.438	15:53:00.159
14-	22.388	114.1	27.660	13.136	120.0	12.488	27.352	89.8	1:43.024	86.91	0.985	15:54:43.183

# MCRCB BULLETIN TK222

## 2023 Bennetts British Superbike Championship - Round 3

### 2023 R&G British Talent Cup

## RACE 1 - SECTOR ANALYSIS



SECTOR 1 = FL to I1, SECTOR 2 = I1 to I2, SECTOR 3 = I2 to I3, SECTOR 4 = I3 to I4, SECTOR 5 = I4 to FL, DIFF = Difference To Personal Best Lap, P = Crossed Finish Line in Pit Lane, D = Time Disallowed

<b>P16 88</b>		<b>Sviatoslav PYLYPENKO</b>					Honda - Microlise Cresswell Racing					
IDEAL LAP TIME : 1:42.371		BEST LAP TIME : 1:42.846					DIFFERENCE : 0.475					
LAP	SECTOR 1	SECTOR 2	SECTOR 3	SECTOR 4	SECTOR 5	LAP TIME	MPH	DIFF	TIME OF DAY			
1-		102.2	28.469	13.258	<b>118.9</b>	12.895	27.383	88.7	1:50.173	81.27	7.327	15:32:22.535
2-	22.540	117.9	27.796	13.282	<b>118.9</b>	12.766	26.918	<b>89.7</b>	1:43.302	86.68	0.456	15:34:05.837
3-	22.366	<b>118.7</b>	27.885	13.263	118.5	12.777	27.023	89.4	1:43.314	86.67	0.468	15:35:49.151
4-	<b>22.339</b>	116.7	27.794	<b>13.256</b>	<b>118.9</b>	12.777	27.026	89.3	1:43.192 (3)	86.77	0.346	15:37:32.343
5-	22.645	117.7	27.741	13.411	116.9	12.694	27.099	89.3	1:43.590	86.44	0.744	15:39:15.933
6-	22.743	117.7	<b>27.488</b>	<b>13.256</b>	117.7	12.611	<b>26.748</b>	<b>89.7</b>	<b>1:42.846 (1)</b>	<b>87.06</b>		<b>15:40:58.779</b>
7-	22.457	117.7	27.773	13.460	116.9	12.549	26.763	89.4	1:43.002 (2)	86.93	0.156	15:42:41.781
8-	22.697	113.1	27.988	13.428	115.3	12.722	27.187	88.8	1:44.022	86.08	1.176	15:44:25.803
9-	22.841	113.5	27.961	13.415	115.7	12.579	26.886	89.3	1:43.682	86.36	0.836	15:46:09.485
10-	22.684	115.1	28.266	13.377	116.5	12.570	26.955	88.8	1:43.852	86.22	1.006	15:47:53.337
11-	22.683	113.9	27.758	13.262	116.9	12.584	26.940	89.2	1:43.227	86.74	0.381	15:49:36.564
12-	22.638	115.1	27.745	13.320	117.7	<b>12.540</b>	26.972	87.3	1:43.215	86.75	0.369	15:51:19.779
13-	22.804	112.5	28.093	13.331	117.3	12.567	26.927	89.0	1:43.722	86.33	0.876	15:53:03.501
14-	22.778	112.4	27.919	13.411	116.3	12.598	27.039	87.6	1:43.745	86.31	0.899	15:54:47.246

<b>P17 67</b>		<b>George BOWES</b>					Honda - Microlise Cresswell Racing					
IDEAL LAP TIME : 1:42.391		BEST LAP TIME : 1:42.689					DIFFERENCE : 0.298					
LAP	SECTOR 1	SECTOR 2	SECTOR 3	SECTOR 4	SECTOR 5	LAP TIME	MPH	DIFF	TIME OF DAY			
1-		94.2	28.975	13.506	120.4	12.879	27.704	91.6	1:51.430	80.35	8.741	15:32:23.792
2-	22.650	109.2	28.070	13.301	<b>123.5</b>	13.237	27.495	92.1	1:44.753	85.48	2.064	15:34:08.545
3-	22.301	111.2	28.107	13.266	122.4	13.414	27.344	92.6	1:44.432	85.74	1.743	15:35:52.977
4-	22.354	114.5	27.867	13.475	120.6	13.023	27.259	92.3	1:43.978	86.11	1.289	15:37:36.955
5-	22.635	111.4	27.799	13.243	120.6	12.915	27.228	<b>92.9</b>	1:43.820	86.24	1.131	15:39:20.775
6-	22.543	111.1	<b>27.779</b>	13.176	122.4	12.754	27.211	92.5	1:43.463	86.54	0.774	15:41:04.238
7-	22.300	<b>116.3</b>	28.028	<b>13.034</b>	<b>123.5</b>	12.762	27.174	92.8	1:43.298	86.68	0.609	15:42:47.536
8-	22.458	110.9	28.725	13.205	122.9	12.759	28.164	92.5	1:45.311	85.02	2.622	15:44:32.847
9-	22.809	110.0	28.228	13.239	120.9	12.726	27.224	92.5	1:44.226	85.91	1.537	15:46:17.073
10-	22.383	108.7	27.786	13.350	119.8	12.869	26.947	91.6	1:43.335	86.65	0.646	15:48:00.408
11-	22.361	112.9	27.784	13.144	121.1	12.621	27.206	92.5	1:43.116 (3)	86.83	0.427	15:49:43.524
12-	<b>22.255</b>	112.2	27.998	13.113	122.2	<b>12.491</b>	<b>26.832</b>	91.8	<b>1:42.689 (1)</b>	<b>87.19</b>		<b>15:51:26.213</b>
13-	22.344	109.8	28.370	13.154	122.2	12.781	26.979	91.6	1:43.628	86.40	0.939	15:53:09.841
14-	22.489	111.8	27.825	13.131	122.0	12.609	26.892	91.1	1:42.946 (2)	86.98	0.257	15:54:52.787

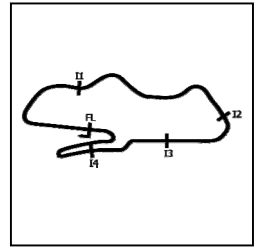
<b>P18 19</b>		<b>Scott McPHEE</b>					Honda - SMP Racing					
IDEAL LAP TIME : 1:43.059		BEST LAP TIME : 1:43.397					DIFFERENCE : 0.338					
LAP	SECTOR 1	SECTOR 2	SECTOR 3	SECTOR 4	SECTOR 5	LAP TIME	MPH	DIFF	TIME OF DAY			
1-		95.8	29.004	13.387	119.6	12.896	27.774	<b>90.0</b>	1:51.017	80.65	7.620	15:32:23.379
2-	22.651	111.6	28.247	13.347	120.0	12.961	27.346	89.5	1:44.552	85.64	1.155	15:34:07.931
3-	22.478	113.5	28.145	13.382	117.5	13.321	27.297	89.5	1:44.623	85.58	1.226	15:35:52.554
4-	22.377	<b>115.3</b>	28.050	13.341	118.5	12.638	<b>27.111</b>	89.9	1:43.517 (2)	86.50	0.120	15:37:36.071
5-	22.448	111.1	28.216	13.362	117.5	12.547	27.270	89.9	1:43.843	86.23	0.446	15:39:19.914
6-	22.498	105.6	28.224	13.210	119.4	12.505	27.172	89.8	1:43.609 (3)	86.42	0.212	15:41:03.523
7-	22.484	114.7	28.253	13.192	120.4	12.646	27.236	89.5	1:43.811	86.25	0.414	15:42:47.334
8-	22.458	113.1	28.710	<b>13.150</b>	121.7	12.606	28.125	89.5	1:45.049	85.24	1.652	15:44:32.383
9-	22.622	111.4	28.219	13.288	118.9	12.544	27.302	88.1	1:43.975	86.12	0.578	15:46:16.358
10-	22.519	112.0	28.221	13.504	117.1	13.085	27.474	89.7	1:44.803	85.44	1.406	15:48:01.161
11-	<b>22.339</b>	114.9	<b>27.986</b>	13.324	118.1	12.726	27.245	88.8	1:43.620	86.41	0.223	15:49:44.781
12-	22.405	114.7	28.062	13.162	<b>122.2</b>	12.598	27.490	88.5	1:43.717	86.33	0.320	15:51:28.498
13-	22.393	110.9	28.004	13.246	119.8	<b>12.473</b>	27.281	88.6	<b>1:43.397 (1)</b>	<b>86.60</b>		<b>15:53:11.895</b>
14-	22.733	110.7	28.184	13.318	117.7	12.631	27.293	89.3	1:44.159	85.96	0.762	15:54:56.054

# MCRCB BULLETIN TK222

## 2023 Bennetts British Superbike Championship - Round 3

### 2023 R&G British Talent Cup

#### RACE 1 - SECTOR ANALYSIS



SECTOR 1 = FL to I1, SECTOR 2 = I1 to I2, SECTOR 3 = I2 to I3, SECTOR 4 = I3 to I4, SECTOR 5 = I4 to FL, DIFF = Difference To Personal Best Lap, P = Crossed Finish Line in Pit Lane, D = Time Disallowed

<b>P19 42</b>		<b>Ben JOLLIFFE</b>					Honda - Wilson Racing					
IDEAL LAP TIME : 1:42.570		BEST LAP TIME : 1:43.289					DIFFERENCE : 0.719					
LAP	SECTOR 1	SECTOR 2	SECTOR 3	SECTOR 4	SECTOR 5	LAP TIME	MPH	DIFF	TIME OF DAY			
1-		100.9	28.367	13.283	122.0	13.028	28.158	<b>91.1</b>	1:50.724	80.87	7.435	15:32:23.086
2-	22.529	110.9	28.073	13.555	117.7	13.080	27.032	90.4	1:44.269	85.87	0.980	15:34:07.355
3-	22.782	107.2	28.020	13.335	118.3	13.189	27.368	90.0	1:44.694	85.52	1.405	15:35:52.049
4-	22.724	<b>111.6</b>	27.829	13.421	117.5	12.824	26.898	89.7	1:43.696	86.35	0.407	15:37:35.745
5-	22.658	109.1	<b>27.823</b>	13.212	120.4	12.760	27.346	91.0	1:43.799	86.26	0.510	15:39:19.544
6-	22.746	105.8	28.051	13.143	120.9	<b>12.506</b>	<b>26.843</b>	90.0	<b>1:43.289 (1)</b>	<b>86.69</b>		<b>15:41:02.833</b>
7-	22.810	109.1	28.137	13.248	119.8	12.713	27.032	89.5	1:43.940	86.15	0.651	15:42:46.773
8-	22.649	106.8	28.798	13.331	120.4	12.871	28.286	89.5	1:45.935	84.52	2.646	15:44:32.708
9-	22.674	108.4	28.178	13.870	120.2	12.658	27.468	90.4	1:44.848	85.40	1.559	15:46:17.556
10-	22.563	109.2	27.863	13.236	119.8	12.825	27.479	90.0	1:43.966	86.12	0.677	15:48:01.522
11-	22.544	111.1	27.843	13.197	120.9	12.770	27.293	89.7	1:43.647 (3)	86.39	0.358	15:49:45.169
12-	22.462	111.1	27.936	13.205	122.2	12.534	27.599	88.0	1:43.736	86.31	0.447	15:51:28.905
13-	<b>22.433</b>	109.1	27.826	13.162	<b>122.4</b>	12.862	27.589	90.1	1:43.872	86.20	0.583	15:53:12.777
14-	22.698	109.1	27.916	<b>12.965</b>	121.7	12.696	27.114	91.0	1:43.389 (2)	86.60	0.100	15:54:56.166

<b>P20 11</b>		<b>Iwan JONES</b>					Honda - Jones Brothers Racing Team					
IDEAL LAP TIME : 1:42.998		BEST LAP TIME : 1:43.429					DIFFERENCE : 0.431					
LAP	SECTOR 1	SECTOR 2	SECTOR 3	SECTOR 4	SECTOR 5	LAP TIME	MPH	DIFF	TIME OF DAY			
1-		104.6	28.320	<b>13.153</b>	<b>123.5</b>	13.218	28.000	91.0	1:50.271	81.20	6.842	15:32:22.633
2-	22.642	110.9	28.013	13.311	120.2	12.839	27.210	87.8	1:44.015	86.08	0.586	15:34:06.648
3-	22.565	113.7	28.106	13.304	118.5	12.597	27.314	90.1	1:43.886	86.19	0.457	15:35:50.534
4-	22.743	111.2	28.195	13.513	115.9	12.672	27.138	90.1	1:44.261	85.88	0.832	15:37:34.795
5-	22.784	113.7	28.120	13.519	115.7	12.762	27.359	89.8	1:44.544	85.65	1.115	15:39:19.339
6-	22.631	112.5	28.154	13.373	118.1	<b>12.584</b>	27.041	<b>91.4</b>	1:43.783 (3)	86.28	0.354	15:41:03.122
7-	22.601	112.9	28.343	13.213	119.4	12.603	27.089	89.1	1:43.849	86.22	0.420	15:42:46.971
8-	22.523	114.5	28.363	13.438	116.5	12.743	28.047	90.5	1:45.114	85.18	1.685	15:44:32.085
9-	22.788	110.5	28.258	13.384	117.5	12.669	27.333	90.8	1:44.432	85.74	1.003	15:46:16.517
10-	22.786	113.7	28.285	13.280	117.9	13.029	27.339	89.2	1:44.719	85.50	1.290	15:48:01.236
11-	22.523	115.1	27.886	13.223	119.4	12.686	27.272	88.8	1:43.590 (2)	86.44	0.161	15:49:44.826
12-	<b>22.467</b>	<b>116.7</b>	<b>27.799</b>	13.293	118.3	12.593	27.277	90.4	<b>1:43.429 (1)</b>	<b>86.57</b>		<b>15:51:28.255</b>
13-	22.753	109.8	27.979	13.330	120.2	12.803	<b>26.995</b>	90.6	1:43.860	86.21	0.431	15:53:12.115
14-	22.753	112.5	28.069	13.324	118.5	12.710	27.541	90.8	1:44.397	85.77	0.968	15:54:56.512

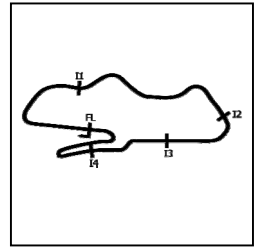
<b>P21 41</b>		<b>Luca HOPKINS</b>					Honda - Barnsdale Leisure / SP125 Racing					
IDEAL LAP TIME : 1:43.114		BEST LAP TIME : 1:43.358					DIFFERENCE : 0.244					
LAP	SECTOR 1	SECTOR 2	SECTOR 3	SECTOR 4	SECTOR 5	LAP TIME	MPH	DIFF	TIME OF DAY			
1-		97.3	29.240	13.322	121.1	12.934	27.388	91.3	1:51.721	80.15	8.363	15:32:24.083
2-	22.809	108.4	28.191	13.226	<b>123.1</b>	13.014	27.615	91.4	1:44.855	85.39	1.497	15:34:08.938
3-	22.599	<b>110.0</b>	28.395	13.370	120.9	12.724	27.142	91.6	1:44.230	85.91	0.872	15:35:53.168
4-	22.624	106.0	28.245	13.451	120.2	12.648	27.082	91.5	1:44.050	86.05	0.692	15:37:37.218
5-	22.668	109.2	<b>28.023</b>	13.253	121.1	12.717	27.247	<b>92.1</b>	1:43.908	86.17	0.550	15:39:21.126
6-	22.522	108.9	28.118	13.246	122.0	12.661	<b>26.966</b>	91.5	1:43.513 (2)	86.50	0.155	15:41:04.639
7-	22.588	108.9	28.245	13.206	122.4	12.660	27.298	90.6	1:43.997	86.10	0.639	15:42:48.636
8-	22.787	108.0	28.344	13.432	120.0	12.804	27.486	91.4	1:44.853	85.40	1.495	15:44:33.489
9-	22.692	109.4	28.322	13.298	122.0	12.647	27.443	91.3	1:44.402	85.76	1.044	15:46:17.891
10-	22.606	<b>110.0</b>	28.118	13.324	120.6	12.683	27.159	91.6	1:43.890	86.19	0.532	15:48:01.781
11-	<b>22.501</b>	109.6	28.087	13.179	122.2	12.698	27.224	91.3	1:43.689	86.35	0.331	15:49:45.470
12-	22.530	109.1	28.042	<b>13.103</b>	122.6	12.558	27.436	90.0	1:43.669 (3)	86.37	0.311	15:51:29.139
13-	22.543	109.2	28.054	13.128	122.9	<b>12.521</b>	27.112	91.4	<b>1:43.358 (1)</b>	<b>86.63</b>		<b>15:53:12.497</b>
14-	23.176	106.6	28.323	13.145	121.7	12.673	27.179	91.8	1:44.496	85.69	1.138	15:54:56.993

# MCRCB BULLETIN TK222

## 2023 Bennetts British Superbike Championship - Round 3

### 2023 R&G British Talent Cup

#### RACE 1 - SECTOR ANALYSIS



SECTOR 1 = FL to I1, SECTOR 2 = I1 to I2, SECTOR 3 = I2 to I3, SECTOR 4 = I3 to I4, SECTOR 5 = I4 to FL, DIFF = Difference To Personal Best Lap, P = Crossed Finish Line in Pit Lane, D = Time Disallowed

P22 70		Oilly HORNER			Honda - Mortimer Racing Victoria House Academy							
IDEAL LAP TIME : 1:44.217		BEST LAP TIME : 1:44.436			DIFFERENCE : 0.219							
LAP	SECTOR 1	SECTOR 2	SECTOR 3	SECTOR 4	SECTOR 5	LAP TIME	MPH	DIFF	TIME OF DAY			
1-		101.3	29.447	13.635	116.5	13.014	27.739	<b>88.5</b>	1:52.246	79.77	7.810	15:32:24.608
2-	22.780	112.2	28.247	13.567	<b>116.9</b>	12.947	27.708	88.1	1:45.249	85.07	0.813	15:34:09.857
3-	<b>22.683</b>	<b>113.3</b>	28.500	13.764	115.3	13.057	27.665	88.1	1:45.669	84.74	1.233	15:35:55.526
4-	22.972	109.1	28.556	13.694	113.9	12.811	27.629	87.9	1:45.662	84.74	1.226	15:37:41.188
5-	23.022	110.3	28.397	13.685	113.9	12.781	27.702	88.0	1:45.587	84.80	1.151	15:39:26.775
6-	22.740	112.0	28.729	13.813	115.7	12.836	<b>27.217</b>	88.0	1:45.335	85.00	0.899	15:41:12.110
7-	22.773	112.4	28.494	13.670	115.3	12.674	27.409	88.4	1:45.020	85.26	0.584	15:42:57.130
8-	22.870	109.6	28.471	13.566	115.5	12.646	27.880	87.7	1:45.433	84.93	0.997	15:44:42.563
9-	22.991	111.1	28.454	13.671	115.1	12.724	27.728	88.4	1:45.568	84.82	1.132	15:46:28.131
10-	22.959	110.3	28.557	13.582	114.7	12.875	27.494	88.3	1:45.467	84.90	1.031	15:48:13.598
11-	22.740	111.6	28.245	<b>13.491</b>	115.9	12.711	27.249	87.7	<b>1:44.436 (1)</b>	<b>85.74</b>		<b>15:49:58.034</b>
12-	22.807	111.2	<b>28.212</b>	13.572	116.1	<b>12.614</b>	27.284	88.1	1:44.489 (2)	85.69	0.053	15:51:42.523
13-	22.930	111.1	28.251	13.622	115.9	12.717	27.225	<b>88.5</b>	1:44.745 (3)	85.48	0.309	15:53:27.268
14-	23.051	109.4	28.599	13.520	115.5	12.729	27.842	87.3	1:45.741	84.68	1.305	15:55:13.009

P23 7		Harley McCABE			Honda - McCabe Racing							
IDEAL LAP TIME : 1:40.057		BEST LAP TIME : 1:40.796			DIFFERENCE : 0.739							
LAP	SECTOR 1	SECTOR 2	SECTOR 3	SECTOR 4	SECTOR 5	LAP TIME	MPH	DIFF	TIME OF DAY			
1-		111.6	27.854	13.195	122.9	12.519	26.940	92.1	1:46.615	83.98	5.819	15:32:18.977
2-	21.987	<b>117.9</b>	27.339	12.897	122.0	12.534	26.995	92.4	1:41.752	88.00	0.956	15:34:00.729
3-	21.899	116.7	27.523	13.011	121.3	12.495	26.890	91.5	1:41.818	87.94	1.022	15:35:42.547
4-	21.985	117.5	27.748	13.356	119.8	12.348	26.570	92.5	1:42.007	87.78	1.211	15:37:24.554
5-	21.971	117.3	27.437	12.928	121.5	12.458	26.506	92.6	1:41.300	88.39	0.504	15:39:05.854
6-	22.070	115.7	27.206	13.064	123.1	12.304	26.471	92.0	1:41.115	88.55	0.319	15:40:46.969
7-	21.904	115.5	27.313	12.968	123.1	12.327	26.477	<b>92.9</b>	1:40.989 (3)	88.66	0.193	15:42:27.958
8-	22.077	113.7	27.240	12.940	<b>123.5</b>	12.305	26.454	92.8	1:41.016	88.64	0.220	15:44:08.974
9-	22.004	112.7	27.595	13.026	119.4	12.417	26.442	92.8	1:41.484	88.23	0.688	15:45:50.458
10-	21.952	116.7	27.406	12.979	121.7	12.239	26.328	91.9	1:40.904 (2)	88.74	0.108	15:47:31.362
11-	21.970	111.4	27.714	12.957	123.1	12.196	<b>26.208</b>	92.5	1:41.045	88.61	0.249	15:49:12.407
12-	23.008	113.9	<b>26.957</b>	12.911	122.0	<b>12.173</b>	26.292	89.1	1:41.341	88.35	0.545	15:50:53.748
13-	21.902	116.7	27.376	<b>12.877</b>	121.7	12.378	26.263	92.4	<b>1:40.796 (1)</b>	<b>88.83</b>		<b>15:52:34.544</b>

P24 27		Ted WILKINSON			Honda - Team RMB							
IDEAL LAP TIME : 1:42.102		BEST LAP TIME : 1:42.650			DIFFERENCE : 0.548							
LAP	SECTOR 1	SECTOR 2	SECTOR 3	SECTOR 4	SECTOR 5	LAP TIME	MPH	DIFF	TIME OF DAY			
1-		104.0	28.089	13.189	<b>122.4</b>	13.158	27.288	89.2	1:49.382	81.86	6.732	15:32:21.744
2-	22.574	113.7	27.892	13.429	118.1	12.595	26.957	88.8	1:43.447	86.56	0.797	15:34:05.191
3-	22.340	111.1	28.054	13.242	120.4	12.719	26.817	89.7	1:43.172	86.79	0.522	15:35:48.363
4-	<b>22.303</b>	110.0	27.892	13.353	118.7	12.557	<b>26.803</b>	89.8	1:42.908	87.01	0.258	15:37:31.271
5-	22.592	112.9	<b>27.475</b>	13.190	119.8	12.625	26.959	<b>90.5</b>	1:42.841 (2)	87.07	0.191	15:39:14.112
6-	22.519	<b>115.3</b>	27.630	13.217	119.8	12.373	26.911	89.9	<b>1:42.650 (1)</b>	<b>87.23</b>		<b>15:40:56.762</b>
7-	22.354	112.9	27.672	13.318	118.7	<b>12.341</b>	27.166	89.9	1:42.851 (3)	87.06	0.201	15:42:39.613

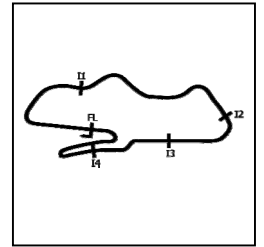
P25 28		Charlie BARNES			Honda - Talentum Motorsport by Azure Notions							
IDEAL LAP TIME : 1:45.527		BEST LAP TIME : 1:45.599			DIFFERENCE : 0.072							
LAP	SECTOR 1	SECTOR 2	SECTOR 3	SECTOR 4	SECTOR 5	LAP TIME	MPH	DIFF	TIME OF DAY			
1-		97.9	29.847	13.588	<b>118.9</b>	13.146	27.961	89.3	1:53.064	79.19	7.465	15:32:25.426
2-	22.838	<b>112.4</b>	<b>28.571</b>	13.509	117.7	<b>12.993</b>	<b>27.688</b>	89.5	<b>1:45.599 (1)</b>	<b>84.79</b>		<b>15:34:11.025</b>
3-	22.815	109.4	28.629	<b>13.498</b>	117.7	13.313	27.994	<b>89.7</b>	1:46.249 (3)	84.27	0.650	15:35:57.274
4-	<b>22.777</b>	110.1	28.677	13.684	117.3	13.047	27.746	89.3	1:45.931 (2)	84.53	0.332	15:37:43.205
5-	23.215	110.7	28.887	13.870	114.5	13.194	27.952	88.7	1:47.118	83.59	1.519	15:39:30.323
6-	22.998	111.6	29.101	14.934	107.2	13.134	28.372	88.5	1:48.539	82.49	2.940	15:41:18.862
7-	23.670	100.9	30.290	14.499	111.8	13.609	IN PIT		1:53.133 P	79.14	7.534	15:43:11.995

# MCRCB BULLETIN TK222

## 2023 Bennetts British Superbike Championship - Round 3

### 2023 R&G British Talent Cup

#### RACE 1 - SECTOR ANALYSIS



SECTOR 1 = FL to I1, SECTOR 2 = I1 to I2, SECTOR 3 = I2 to I3, SECTOR 4 = I3 to I4, SECTOR 5 = I4 to FL, DIFF = Difference To Personal Best Lap, P = Crossed Finish Line in Pit Lane, D = Time Disallowed

<b>P26</b>		<b>8</b>		<b>Alfie DAVIDSON</b>		Honda - Banks Racing				
IDEAL LAP TIME :		1:45.002		BEST LAP TIME :		DIFFERENCE :				
LAP	SECTOR 1	SECTOR 2	SECTOR 3	SECTOR 4	SECTOR 5	LAP TIME	MPH	DIFF	TIME OF DAY	
1 -	108.4	28.191	<b>13.231</b> <b>121.1</b>	13.062	<b>27.679</b> <b>87.8</b>	1:50.079	81.34		15:32:22.441	
2 -	<b>22.929</b> <b>114.9</b>	<b>28.122</b>	13.668 117.7	<b>13.041</b>	IN PIT	1:45.816 <b>P</b>	84.62		15:34:08.257	

<b>P27</b>		<b>55</b>		<b>Harrison DESSOY</b>		Honda - Microlise Cresswell Racing / Eastern Garage Racing				
IDEAL LAP TIME :		BEST LAP TIME :		DIFFERENCE :						
LAP	SECTOR 1	SECTOR 2	SECTOR 3	SECTOR 4	SECTOR 5	LAP TIME	MPH	DIFF	TIME OF DAY	
1 -	<b>111.2</b>	<b>27.523</b>	<b>13.155</b> <b>121.7</b>	<b>12.405</b>	<b>26.406</b> <b>91.1</b>	1:45.010	85.27		15:32:17.372	

# MCRCB BULLETIN TK223

## 2023 Bennetts British Superbike Championship - Round 3

### 2023 R&G British Talent Cup

#### RACE 1 - BEST SECTORS

POS	SECTOR 1		SECTOR 2		SECTOR 3		SECTOR 4		SECTOR 5		IDEAL / BEST COMPARISON										
	NO	TIME	NO	TIME	NO	TIME	NO	TIME	NO	TIME	POS	NO	NAME	IDEAL	BEST	DIFF					
														<b>PERFECT LAP</b>	<b>1:39.677</b>						
1	7	McC	21.842	29	BRO	26.902	4	MOU	12.845	4	MOU	11.963	24	FRO	26.125	1	7	McCABE	1:40.057	1:40.796	0.739
2	29	BRO	21.875	7	McC	26.957	52	BEL	12.868	40	COR	12.032	7	McC	26.208	2	52	BELFORD	1:40.246	1:40.680	0.434
3	52	BEL	21.882	24	FRO	27.070	7	McC	12.877	52	BEL	12.108	4	MOU	26.255	3	4	MOUNSEY	1:40.272	1:40.923	0.651
4	40	COR	21.909	52	BEL	27.072	65	ROW	12.898	24	FRO	12.117	40	COR	26.306	4	40	CORREA	1:40.278	1:40.670	0.392
5	65	ROW	21.980	65	ROW	27.074	40	COR	12.915	29	BRO	12.148	52	BEL	26.316	5	29	BROWN	1:40.282	1:40.877	0.595
6	24	FRO	22.041	40	COR	27.116	66	HAR	12.927	7	McC	12.173	65	ROW	26.320	6	24	FROST	1:40.301	1:40.645	0.344
7	4	MOU	22.073	4	MOU	27.136	24	FRO	12.948	2	BAN	12.262	99	WIL	26.359	7	65	ROWAN	1:40.661	1:40.835	0.174
8	48	WAL	22.133	48	WAL	27.160	76	HUN	12.959	48	WAL	12.264	29	BRO	26.393	8	48	WALKER	1:41.348	1:41.803	0.455
9	64	EDM	22.184	66	HAR	27.343	29	BRO	12.964	75	SUR	12.299	55	DES	26.406	9	66	HARRIS	1:41.499	1:42.061	0.562
10	99	WIL	22.193	75	SUR	27.344	42	JOL	12.965	76	HUN	12.319	76	HUN	26.550	10	76	HUNTINGFORD	1:41.510	1:41.887	0.377
11	76	HUN	22.196	2	BAN	27.370	64	EDM	12.973	27	WIL	12.341	66	HAR	26.569	11	75	SUROWIAK	1:41.565	1:41.935	0.370
12	61	MAC	22.204	71	GOO	27.378	71	GOO	12.978	99	WIL	12.365	75	SUR	26.571	12	99	WILLIS	1:41.591	1:42.040	0.449
13	75	SUR	22.235	61	MAC	27.414	48	WAL	12.995	65	ROW	12.389	61	MAC	26.607	13	2	BANNISTER	1:41.672	1:41.996	0.324
14	66	HAR	22.249	27	WIL	27.475	2	BAN	13.018	64	EDM	12.393	71	GOO	26.631	14	61	MACKAY	1:41.707	1:42.101	0.394
15	67	BOW	22.255	76	HUN	27.486	61	MAC	13.033	55	DES	12.405	2	BAN	26.705	15	71	GOODMAN	1:41.719	1:42.039	0.320
16	71	GOO	22.282	88	PYL	27.488	67	BOW	13.034	66	HAR	12.411	64	EDM	26.730	16	64	EDMUNDS	1:41.790	1:42.090	0.300
17	27	WIL	22.303	64	EDM	27.510	99	WIL	13.079	61	MAC	12.449	88	PYL	26.748	17	27	WILKINSON	1:42.102	1:42.650	0.548
18	2	BAN	22.317	55	DES	27.523	41	HOP	13.103	71	GOO	12.450	48	WAL	26.796	18	88	PYLYPENKO	1:42.371	1:42.846	0.475
19	88	PYL	22.339	99	WIL	27.595	75	SUR	13.116	19	McP	12.473	27	WIL	26.803	19	67	BOWES	1:42.391	1:42.689	0.298
20	19	McP	22.339	67	BOW	27.779	19	McP	13.150	67	BOW	12.491	67	BOW	26.832	20	42	JOLLIFFE	1:42.570	1:43.289	0.719
21	42	JOL	22.433	11	JON	27.799	11	JON	13.153	42	JOL	12.506	42	JOL	26.843	21	11	JONES	1:42.998	1:43.429	0.431
22	11	JON	22.467	42	JOL	27.823	55	DES	13.155	41	HOP	12.521	41	HOP	26.966	22	19	McPHEE	1:43.059	1:43.397	0.338
23	41	HOP	22.501	19	McP	27.986	27	WIL	13.180	88	PYL	12.540	11	JON	26.995	23	41	HOPKINS	1:43.114	1:43.358	0.244
24	70	HOR	22.683	41	HOP	28.023	8	DAV	13.231	11	JON	12.584	19	McP	27.111	24	70	HORNER	1:44.217	1:44.436	0.219
25	28	BAR	22.777	8	DAV	28.122	88	PYL	13.256	70	HOR	12.614	70	HOR	27.217	25	8	DAVIDSON	1:45.002		
26	8	DAV	22.929	70	HOR	28.212	70	HOR	13.491	28	BAR	12.993	8	DAV	27.679	26	28	BARNES	1:45.527	1:45.599	0.072
27				28	BAR	28.571	28	BAR	13.498	8	DAV	13.041	28	BAR	27.688	27	55	DESSOY			

**MCRCB BULLETIN TK224****2023 Bennetts British Superbike Championship - Round 3****2023 R&G British Talent Cup****RACE 1 - BEST SPEEDS**

POS	INTERMEDIATE 1		INTERMEDIATE 2		INTERMEDIATE 3		INTERMEDIATE 4		FINISH LINE	
	NO	NAME MPH	NO	NAME MPH	NO	NAME MPH	NO	NAME MPH	NO	NAME MPH
1	29	BROWN 120.2			40	CORREA 125.2			67	BOWES 92.9
2	24	FROST 119.8			48	WALKER 125.2			7	McCABE 92.9
3	66	HARRIS 119.4			66	HARRIS 125.2			4	MOUNSEY 92.6
4	52	BELFORD 119.1			65	ROWAN 124.7			40	CORREA 92.4
5	65	ROWAN 118.7			4	MOUNSEY 124.5			64	EDMUNDS 92.4
6	2	BANNISTER 118.7			52	BELFORD 124.2			66	HARRIS 92.4
7	88	PYLYPENKO 118.7			75	SUROWIAK 124.2			41	HOPKINS 92.1
8	61	MACKAY 118.5			64	EDMUNDS 124.2			65	ROWAN 92.0
9	7	McCABE 117.9			61	MACKAY 123.8			99	WILLIS 91.9
10	40	CORREA 117.7			67	BOWES 123.5			61	MACKAY 91.8
11	48	WALKER 117.1			11	JONES 123.5			52	BELFORD 91.6
12	76	HUNTINGFORD 117.1			7	McCABE 123.5			76	HUNTINGFORD 91.6
13	64	EDMUNDS 116.9			99	WILLIS 123.3			24	FROST 91.5
14	71	GOODMAN 116.9			41	HOPKINS 123.1			75	SUROWIAK 91.4
15	4	MOUNSEY 116.7			71	GOODMAN 122.6			71	GOODMAN 91.4
16	75	SUROWIAK 116.7			76	HUNTINGFORD 122.4			11	JONES 91.4
17	11	JONES 116.7			42	JOLLIFFE 122.4			42	JOLLIFFE 91.1
18	67	BOWES 116.3			27	WILKINSON 122.4			55	DESSOY 91.1
19	19	McPHEE 115.3			24	FROST 122.2			29	BROWN 90.5
20	27	WILKINSON 115.3			19	McPHEE 122.2			27	WILKINSON 90.5
21	8	DAVIDSON 114.9			29	BROWN 122.0			48	WALKER 90.4
22	99	WILLIS 114.1			2	BANNISTER 122.0			2	BANNISTER 90.0
23	70	HORNER 113.3			55	DESSOY 121.7			19	McPHEE 90.0
24	28	BARNES 112.4			8	DAVIDSON 121.1			88	PYLYPENKO 89.7
25	42	JOLLIFFE 111.6			88	PYLYPENKO 118.9			28	BARNES 89.7
26	55	DESSOY 111.2			28	BARNES 118.9			70	HORNER 88.5
27	41	HOPKINS 110.0			70	HORNER 116.9			8	DAVIDSON 87.8

**MCRCB BULLETIN TK225****2023 Bennetts British Superbike Championship - Round 3****2023 R&G British Talent Cup****RACE 1 - FASTEST LAP CLASSIFICATION**

POS	RACE POS	NO	NAME	NAT	ENTRY	BEST	ON
1	4	24	Ryan FROST	GBR	Honda - Talentum Motorsport by Azure Notions	1:40.645	12
2	6	40	Julian CORREA	USA	Honda - Microlise Cresswell Racing	1:40.670	13
3	2	52	Evan BELFORD	GBR	Honda - City Lifting / RS Racing	1:40.680	12
4	23	7	Harley McCABE	GBR	Honda - McCabe Racing	1:40.796	13
5	5	65	Alexander ROWAN	GBR	Honda - Mortimer Racing Victoria House Academy	1:40.835	13
6	3	29	Lucas BROWN	GBR	Honda - Amphibian Scaffolding / SP125 Racing	1:40.877	11
7	1	4	Sullivan MOUNSEY	GBR	Honda - Wilson Racing / Maddison Media	1:40.923	11
8	7	48	Ollie WALKER	GBR	Honda - Wright Morgan / SP125 Racing	1:41.803	6
9	9	76	Charlie HUNTINGFORD	GBR	Honda - Opteven Mototechniks	1:41.887	11
10	8	75	Filip SUROWIAK	POL	Honda - FS75 Racing / FAB Racing	1:41.935	11
11	10	2	Josh BANNISTER	GBR	Honda - Dunsley Heat Racing	1:41.996	5
12	15	71	Daniel GOODMAN	GBR	Honda - VisionTrack Racing Team	1:42.039	12
13	11	99	Peter WILLIS	GBR	Honda - Belfast Chauffer Hire by WM-Racing	1:42.040	14
14	14	66	Ronnie HARRIS	GBR	Honda - Kovara Projects / RS Racing	1:42.061	4
15	12	64	Clayton EDMUNDS	GBR	Honda - City Lifting / RS Racing	1:42.090	11
16	13	61	Harrison MACKAY	GBR	Honda - Wilson Racing / Super Soco	1:42.101	12
17	24	27	Ted WILKINSON	GBR	Honda - Team RMB	1:42.650	6
18	17	67	George BOWES	GBR	Honda - Microlise Cresswell Racing	1:42.689	12
19	16	88	Sviatoslav PYLYPENKO	UKR	Honda - Microlise Cresswell Racing	1:42.846	6
20	19	42	Ben JOLLIFFE	GBR	Honda - Wilson Racing	1:43.289	6
21	21	41	Luca HOPKINS	GBR	Honda - Barnsdale Leisure / SP125 Racing	1:43.358	13
22	18	19	Scott McPHEE	GBR	Honda - SMP Racing	1:43.397	13
23	20	11	Iwan JONES	GBR	Honda - Jones Brothers Racing Team	1:43.429	12
24	22	70	Olly HORNER	GBR	Honda - Mortimer Racing Victoria House Academy	1:44.436	11
25	25	28	Charlie BARNES	GBR	Honda - Talentum Motorsport by Azure Notions	1:45.599	2



# MCRCB BULLETIN TK226

## 2023 Bennetts British Superbike Championship - Round 3

### 2023 R&G British Talent Cup

#### RACE 1 - STATISTICS

<b>Competitors Started</b>	27
<b>Planned Start</b>	2023-05-20 @ 15:30:00.000
<b>Actual Start</b>	2023-05-20 @ 15:30:32.361
<b>Finish Time</b>	2023-05-20 @ 15:54:15.483
<b>Track Length</b>	2.4873mi.
<b>Total Laps</b>	338
<b>Total Distance Covered</b>	840.7239mi.

#### Session Fastest Lap History

NO	NAME	LAP TIME	TIME OF DAY	LAP	VEHICLE
24	Ryan FROST	1:42.217	15:33:59.397	2	Honda
4	Sullivan MOUNSEY	1:41.919	15:33:59.508	2	Honda
52	Evan BELFORD	1:41.834	15:34:00.308	2	Honda
65	Alexander ROWAN	1:41.830	15:34:00.632	2	Honda
7	Harley McCABE	1:41.752	15:34:00.729	2	Honda
4	Sullivan MOUNSEY	1:41.213	15:37:23.270	4	Honda
52	Evan BELFORD	1:40.896	15:40:46.512	6	Honda
52	Evan BELFORD	1:40.863	15:44:08.564	8	Honda
24	Ryan FROST	1:40.763	15:49:15.026	11	Honda
52	Evan BELFORD	1:40.680	15:50:53.335	12	Honda
24	Ryan FROST	1:40.645	15:50:55.671	12	Honda

#### Session Leader History

NO	NAME	FROM LAP	LAPS LED	DISTANCE	VEHICLE
24	Ryan FROST	1	3	7.42 miles	Honda
4	Sullivan MOUNSEY	4	3	7.46 miles	Honda
52	Evan BELFORD	7	2	4.97 miles	Honda
4	Sullivan MOUNSEY	9	6	14.92 miles	Honda

#### Flag History

TYPE	TIME OF DAY
GREEN	15:30:32.361
FINISH	15:54:15.483

#### Flag Statistics

TYPE	COUNT	TOTAL LAPS	TOTAL TIME
Green	1	14	25:33.611
Red	0	0	0.000
Safety Car	0	0	0.000
FCY	0	0	0.000

# MCRCB BULLETIN TK227

## 2023 Bennetts British Superbike Championship - Round 3

### 2023 R&G British Talent Cup

#### RACE 1 - SESSION NOTES

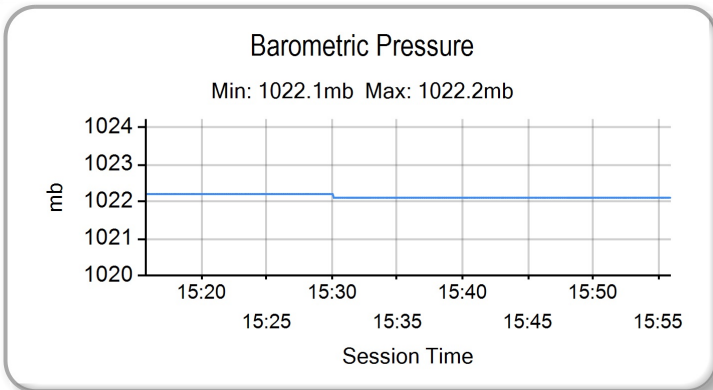
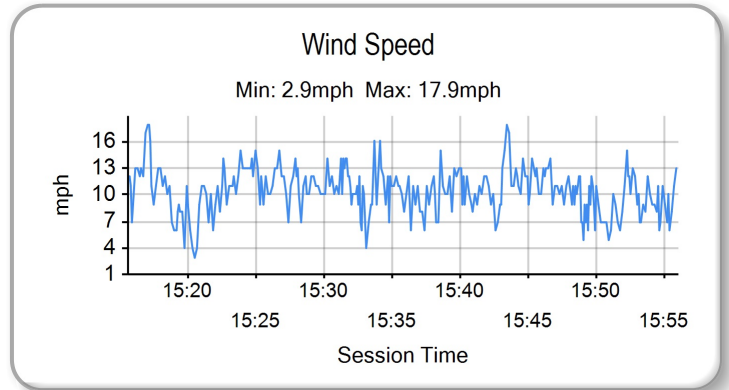
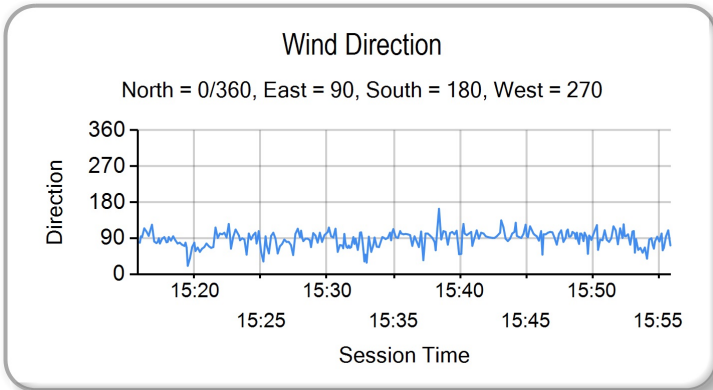
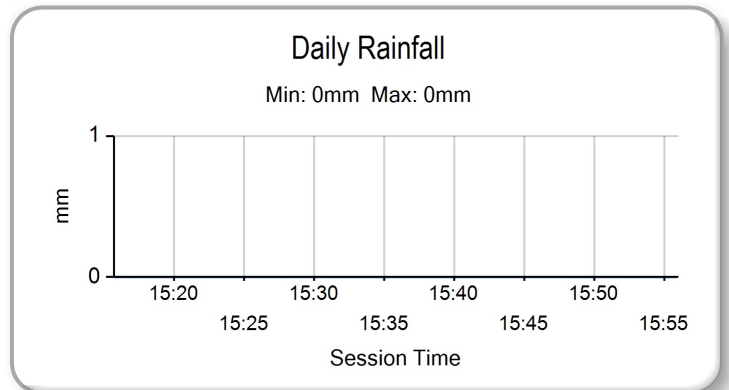
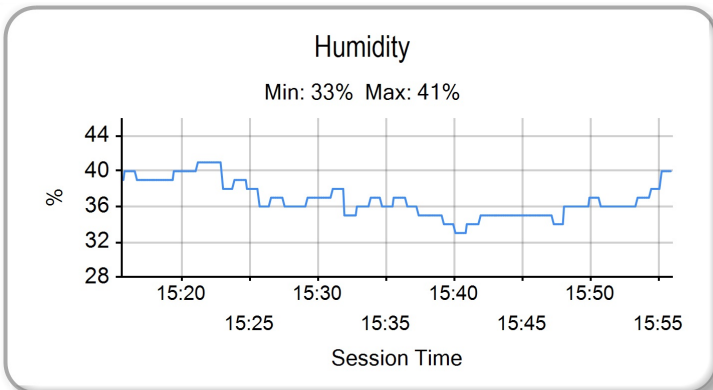
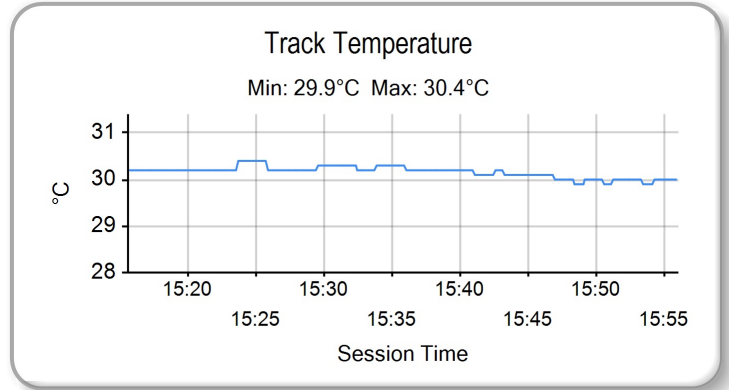
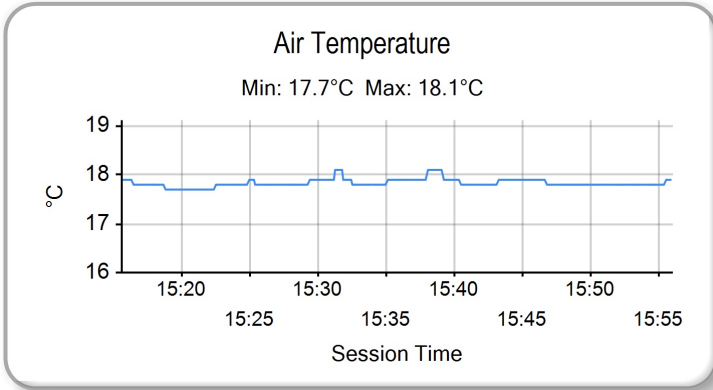
TIME	MESSAGE
15:18:01	PITLANE OPEN
15:23:03	PITLANE CLOSED
15:23:08	5 MINUTES TO WARM UP LAP
15:25:05	3 MINUTES TO WARM UP LAP
15:27:03	1 MINUTE TO WARM UP LAP
15:27:32	30 SECONDS TO WARM UP LAP
15:27:49	GREEN FLAG - WARM UP LAP
15:29:44	RACE START
15:31:11	NO JUMP STARTS
15:33:20	NO.55 FALLER AT T2 HOLLYWOOD - RIDER OK
15:34:18	INCIDENT INVOLVING #55 AND #24 AT TURN 2 ON LAP 2 UNDER INVESTIGATION
15:34:26	NO.8 ENTERED PITS
15:35:10	LONG LAP NO. 24
15:35:39	CONTACT - CAUSING A COLLISION
15:39:14	NO.8 RETIRED
15:43:19	NO.28 ENTERED PITS
15:44:38	NO.27 FALLER AT T11 MELBOURNE HAIRPIN - RIDER TO MEDICAL CENTRE
15:45:53	TWO THIRDS DISTANCE COMPLETED
15:54:31	NO.7 FALLER AT T12 GODDARDS - RIDER OK
15:55:36	UPDATE: NO.7 TO MEDICAL CENTRE

# MCRCB BULLETIN TK228

## 2023 Bennetts British Superbike Championship - Round 3

### 2023 R&G British Talent Cup

#### RACE 1 - WEATHER CONDITIONS



2023 R&G British Talent Cup  
RIDERS POINTS AFTER ROUND 3



		TOTAL	GAP	DIFF	1 7th - 9th April	2 Silverstone National	3 19th - 21st May	4 Donington Park GP	5 16th - 18th June	6 Knockhill	7 7th - 9th July	8 Snetterton 300	9 21st - 23rd July	10 Brands Hatch GP	11 4th - 6th August (MotoGP)	12 Silverstone GP	13 11th - 13th August	14 Thruxton	15 15th - 17th September	16 Oulton Park International	17 29th Sept - 1st October	18 Donington Park National	Wins	Seconds	Thirds	
1	Evan BELFORD (Honda)	56			11	25	20																	1	1	0
2	Amanuel BRINTON (Honda)	40	16		20	20																		0	2	0
3	Harrison DESSOY (Honda)	38	18	2	25	13																		1	0	0
4	Sullivan MOUNSEY (Honda)	36	20	2		11	25																	1	0	0
5	Lucas BROWN (Honda)	35	21	1	10	9	16																	0	0	1
6	Johnny GARNES (Honda)	32	24	3	16	16																		0	0	2
7	Julian CORREA (Honda)	26	30	6	8	8	10																	0	0	0
8	Ollie WALKER (Honda)	25	31	1	9	7	9																	0	0	0
9	Harley McCABE (Honda)	23	33	2	13	10																		0	0	0
10	Ryan FROST (Honda)	20	36	3	7		13																	0	0	0
11	Charlie HUNTINGFORD (Honda)	15	41	5	6	2	7																	0	0	0
12	Alexander ROWAN (Honda)	13	43	2	2		11																	0	0	0
13	Filip SUROWIAK (Honda)	13	43	0	5		8																	0	0	0
14	Harrison MACKAY (Honda)	11	45	2	4	4	3																	0	0	0
15	Clayton EDMUNDS (Honda)	10	46	1		6	4																	0	0	0
16	Josh BANNISTER (Honda)	10	46	0	1	3	6																	0	0	0
17	Peter WILLIS (Honda)	10	46	0		5	5																	0	0	0
18	Alfie DAVIDSON (Honda)	3	53	7	3																			0	0	0
19	Ronnie HARRIS (Honda)	2	54	1			2																	0	0	0
20	Ben JOLLIFFE (Honda)	1	55	1		1																		0	0	0
21	Daniel GOODMAN (Honda)	1	55	0			1																	0	0	0

RACE 2 - GRID (14 Laps) - PROVISIONAL

ROW 10			28	24	Ryan FROST	1:40.645						
ROW 9	27	33	Eli BANISH	26	8	Alfie DAVIDSON	25	28	Charlie BARNES	1:45.599		
ROW 8	24	70	Olly HORNER	1:44.436	23	11	Iwan JONES	1:43.429	22	19	Scott McPHEE	1:43.397
ROW 7	21	41	Luca HOPKINS	1:43.358	20	42	Ben JOLLIFFE	1:43.289	19	88	Sviatoslav PYLYPENKO	1:42.846
ROW 6	18	67	George BOWES	1:42.689	17	27	Ted WILKINSON	1:42.650	16	61	Harrison MACKAY	1:42.101
ROW 5	15	64	Clayton EDMUNDS	1:42.090	14	66	Ronnie HARRIS	1:42.061	13	99	Peter WILLIS	1:42.040
ROW 4	12	71	Daniel GOODMAN	1:42.039	11	2	Josh BANNISTER	1:41.996	10	55	Harrison DESSOY	
ROW 3	9	75	Filip SUROWIAK	1:41.935	8	76	Charlie HUNTINGFORD	1:41.887	7	48	Ollie WALKER	1:41.803
ROW 2	6	4	Sullivan MOUNSEY	1:40.923	5	29	Lucas BROWN	1:40.877	4	65	Alexander ROWAN	1:40.835
ROW 1	3	7	Harley McCABE	1:40.796	2	52	Evan BELFORD	1:40.680	1	40	Julian CORREA	1:40.670
											<b>Pole</b>	

#24 - Starts from the back of the grid. Penalty points accumulation.

Donington Park GP: 2.4873 miles

These results are provisional until the conclusion of any judicial and technical matters.

Race Director : Stuart Higgs <i>S. Higgs</i>	Stewards :	Timekeeper : Richard Evans <i>R. EVANS</i>
<small>Digitally Approved at 16:30 Saturday, 20 May 2023</small>		<small>Digitally Approved at 16:29 Saturday, 20 May 2023</small>

Results can be found at [www.britishsuperbike.com](http://www.britishsuperbike.com)

Printed - 16:24 Saturday, 20 May 2023

