

QUALIFYING - CLASSIFICATION

POS	NO	NAME	NAT	ENTRY	TIME	ON	LAPS	GAP	DIFF	MPH
1	52	Evan BELFORD	GBR	Honda - City Lifting / RS Racing	1:40.167	12	12			89.39
2	4	Sullivan MOUNSEY	GBR	Honda - Wilson Racing / Maddison Media	1:40.276	12	15	0.109	0.109	89.29
3	24	Ryan FROST	GBR	Honda - Talentum Motorsport by Azure Notions	1:40.760	11	13	0.593	0.484	88.86
4	55	Harrison DESSOY	GBR	Honda - Microlise Cresswell Racing / Eastern Garage f	1:40.851	15	15	0.684	0.091	88.78
5	65	Alexander ROWAN	GBR	Honda - Mortimer Racing Victoria House Academy	1:41.053	7	15	0.886	0.202	88.61
6	29	Lucas BROWN	GBR	Honda - Amphibian Scaffolding / SP125 Racing	1:41.164	8	13	0.997	0.111	88.51
7	7	Harley McCABE	GBR	Honda - McCabe Racing	1:41.243	13	14	1.076	0.079	88.44
8	40	Julian CORREA	USA	Honda - Microlise Cresswell Racing	1:41.375	13	15	1.208	0.132	88.33
9	2	Josh BANNISTER	GBR	Honda - Dunsley Heat Racing	1:41.945	9	15	1.778	0.570	87.83
10	99	Peter WILLIS	GBR	Honda - Belfast Chauffer Hire by WM-Racing	1:42.138	7	14	1.971	0.193	87.67
11	48	Ollie WALKER	GBR	Honda - Wright Morgan / SP125 Racing	1:42.300	11	12	2.133	0.162	87.53
12	71	Daniel GOODMAN	GBR	Honda - VisionTrack Racing Team	1:42.361	12	15	2.194	0.061	87.47
13	76	Charlie HUNTINGFORD	GBR	Honda - Opteven Mototechniks	1:42.433	10	12	2.266	0.072	87.41
14	64	Clayton EDMUNDS	GBR	Honda - City Lifting / RS Racing	1:42.528	10	13	2.361	0.095	87.33
15	75	Filip SUROWIAK	POL	Honda - FS75 Racing / FAB Racing	1:42.537	14	15	2.370	0.009	87.32
16	61	Harrison MACKAY	GBR	Honda - Wilson Racing / Super Soco	1:42.568	14	14	2.401	0.031	87.30
17	88	Sviatoslav PYLYPENKO	UKR	Honda - Microlise Cresswell Racing	1:42.840	12	13	2.673	0.272	87.07
18	42	Ben JOLLIFFE	GBR	Honda - Wilson Racing	1:42.852	12	14	2.685	0.012	87.06
19	66	Ronnie HARRIS	GBR	Honda - Kovara Projects / RS Racing	1:42.863	11	13	2.696	0.011	87.05
20	27	Ted WILKINSON	GBR	Honda - Team RMB	1:43.237	12	12	3.070	0.374	86.73
21	19	Scott McPHEE	GBR	Honda - SMP Racing	1:43.409	11	12	3.242	0.172	86.59
22	67	George BOWES	GBR	Honda - Microlise Cresswell Racing	1:43.586	6	14	3.419	0.177	86.44
23	11	Iwan JONES	GBR	Honda - Jones Brothers Racing Team	1:43.712	10	13	3.545	0.126	86.33
24	70	Oily HORNER	GBR	Honda - Mortimer Racing Victoria House Academy	1:43.746	14	14	3.579	0.034	86.31
25	41	Luca HOPKINS	GBR	Honda - Barnsdale Leisure / SP125 Racing	1:44.243	11	14	4.076	0.497	85.89
26	8	Alfie DAVIDSON	GBR	Honda - Banks Racing	1:44.380	2	3	4.213	0.137	85.78
27	28	Charlie BARNES	GBR	Honda - Talentum Motorsport by Azure Notions	1:45.773	8	13	5.606	1.393	84.65

QUALIFYING LAPTIME (110.0% of 1:40.167) = 1:50.183

#61 - Lap 2 time disallowed - Exceeded Track Limits at T4
 #40 - Lap 3 time disallowed - Exceeded Track Limits at T4
 #2 - Lap 7 time disallowed - Exceeded Track Limits at T4
 #4 - Lap 7 time disallowed - Exceeded Track Limits at T4
 #42 - Lap 7 time disallowed - Course cut T9/T10
 #4 - Lap 9 time disallowed - Exceeded Track Limits at T4
 #27 - Lap 9 time disallowed - Exceeded Track Limits at T1
 #4 - Lap 11 time disallowed - Exceeded Track Limits at T4
 #67 - Lap 10 time disallowed - Exceeded Track Limits at T4
 #29 - Lap 11 time disallowed - Course Cut T9/T10
 #55 - Lap 13 time disallowed - Exceeded Track Limits at T4
 #29 - Lap 13 time disallowed - Course Cut T9/T10

Weather / Track : Cloudy / Dry

These results are provisional until the conclusion of any judicial and technical matters.

Donington Park GP: 2.4873 miles

Date: 20/05/2023 Start: 10:40 Finish: 11:05

Race Director : Stuart Higgs

Stewards :

Timekeeper : Richard Evans

S. Higgs

R. EVANS

Digitally Approved at 11:27 Saturday, 20 May 2023

Digitally Approved at 11:23 Saturday, 20 May 2023

Results can be found at www.britishsuperbike.com

Printed - 11:10 Saturday, 20 May 2023

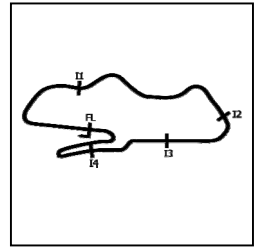


MCRCB BULLETIN TK129

2023 Bennetts British Superbike Championship - Round 3

2023 R&G British Talent Cup

QUALIFYING - SECTOR ANALYSIS



SECTOR 1 = FL to I1, SECTOR 2 = I1 to I2, SECTOR 3 = I2 to I3, SECTOR 4 = I3 to I4, SECTOR 5 = I4 to FL, DIFF = Difference To Personal Best Lap, P = Crossed Finish Line in Pit Lane, D = Time Disallowed

P1		52		Evan BELFORD		Honda - City Lifting / RS Racing						
IDEAL LAP TIME : 1:40.116		BEST LAP TIME : 1:40.167		DIFFERENCE : 0.051								
LAP	SECTOR 1	SECTOR 2	SECTOR 3	SECTOR 4	SECTOR 5	LAP TIME	MPH	DIFF	TIME OF DAY			
1-	OUTLAP	104.3	29.528	13.377	122.2	12.643	27.385	90.6		10:41:52.291		
2-	22.270	118.1	27.300	13.056	122.6	12.416	26.540	91.0	1:41.582	88.15	1.415	10:43:33.873
3-	22.444	118.5	28.385	13.143	122.4	12.379	27.106	92.1	1:43.457	86.55	3.290	10:45:17.330
4-	22.118	116.5	27.325	13.545	115.3	12.950	29.907	92.0	1:45.845	84.59	5.678	10:47:03.175
5-	22.158	120.4	27.110	13.265	118.7	12.331	26.437	92.0	1:41.301 (3)	88.39	1.134	10:48:44.476
6-	22.812	112.9	28.321	13.296	118.3	12.655	IN PIT		1:45.553 P	84.83	5.386	10:50:30.029
7-	OUTLAP	112.2	28.055	13.105	122.9	12.568	28.011	89.4	6:59.732	21.33	5:19.565	10:57:29.761
8-	23.120	113.7	28.047	13.450	114.9	12.607	26.467	91.3	1:43.691	86.35	3.524	10:59:13.452
9-	22.072	118.5	26.981	13.007	120.0	12.409	26.373	92.1	1:40.842 (2)	88.79	0.675	11:00:54.294
10-	22.133	112.5	27.697	13.021	120.4	12.613	29.195	91.4	1:44.659	85.55	4.492	11:02:38.953
11-	22.126	111.8	27.838	13.453	112.7	12.465	27.602	90.1	1:43.484	86.52	3.317	11:04:22.437
12-	22.033	117.9	26.814	13.058	119.4	12.129	26.133	90.5	1:40.167 (1)	89.39		11:06:02.604

P2		4		Sullivan MOUNSEY		Honda - Wilson Racing / Maddison Media						
IDEAL LAP TIME : 1:40.183		BEST LAP TIME : 1:40.276		DIFFERENCE : 0.093								
LAP	SECTOR 1	SECTOR 2	SECTOR 3	SECTOR 4	SECTOR 5	LAP TIME	MPH	DIFF	TIME OF DAY			
1-	OUTLAP	101.0	29.240	13.144	122.9	12.449	27.332	92.1				10:42:15.125
2-	22.157	113.1	27.517	13.053	123.5	12.379	26.938	91.4	1:42.044	87.75	1.768	10:43:57.169
3-	22.108	118.5	27.193	13.008	117.3	12.457	26.471	92.8	1:41.237	88.45	0.961	10:45:38.406
4-	22.100	118.7	27.365	12.991	121.7	12.230	26.369	92.9	1:41.055	88.60	0.779	10:47:19.461
5-	21.919	120.6	27.349	13.062	122.0	12.378	26.428	92.9	1:41.136	88.53	0.860	10:49:00.597
6-	21.961	119.8	27.083	13.214	121.3	12.190	26.582	92.6	1:41.030 (3)	88.63	0.754	10:50:41.627
7-	22.084	116.9	27.320	12.937	123.1	12.131	26.478	92.8	1:40.950 D	88.70	0.674	10:52:22.577
8-	21.998	117.5	27.195	12.870	123.3	12.238	26.721	93.2	1:41.022 (2)	88.63	0.746	10:54:03.599
9-	22.231	113.7	27.326	12.918	122.2	12.379	26.615	92.5	1:41.469 D	88.24	1.193	10:55:45.068
10-	22.350	116.5	27.797	13.575	115.5	12.710	28.422	92.6	1:44.854	85.39	4.578	10:57:29.922
11-	22.781	112.2	28.037	13.728	111.2	12.610	26.695	92.5	1:43.854 D	86.22	3.575	10:59:13.773
12-	21.869	121.5	27.012	12.931	124.0	12.163	26.301	93.0	1:40.276 (1)	89.29		11:00:54.049
13-	22.257	115.3	27.607	14.043	100.0	13.111	IN PIT		1:43.259 P	86.71	2.983	11:02:37.308
14-	OUTLAP	116.5	28.168	13.151	120.9	12.329	26.853	92.0	2:00.776	74.14	20.500	11:04:38.084
15-	22.169	117.3	27.295	13.185	120.9	12.196	27.416	92.1	1:42.261	87.56	1.985	11:06:20.345

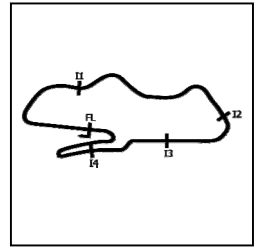
P3		24		Ryan FROST		Honda - Talentum Motorsport by Azure Notions						
IDEAL LAP TIME : 1:40.617		BEST LAP TIME : 1:40.760		DIFFERENCE : 0.143								
LAP	SECTOR 1	SECTOR 2	SECTOR 3	SECTOR 4	SECTOR 5	LAP TIME	MPH	DIFF	TIME OF DAY			
1-	OUTLAP	116.9	28.292	13.133	122.2	12.310	27.190	91.8				10:41:56.897
2-	22.669	104.8	28.176	13.388	122.0	12.354	26.871	92.5	1:43.458	86.55	2.698	10:43:40.355
3-	22.738	113.5	28.099	13.465	120.6	12.338	26.434	92.3	1:43.074	86.87	2.314	10:45:23.429
4-	22.548	110.5	27.578	13.181	121.5	12.749	27.074	91.3	1:43.130	86.82	2.370	10:47:06.559
5-	22.362	116.9	27.620	13.154	119.1	12.287	26.290	91.8	1:41.713	88.03	0.953	10:48:48.272
6-	22.427	113.7	27.460	12.958	122.2	12.160	26.560	90.6	1:41.565	88.16	0.805	10:50:29.837
7-	22.131	120.0	27.608	13.072	121.5	12.215	26.462	86.1	1:41.488	88.23	0.728	10:52:11.325
8-	22.431	117.9	27.533	13.174	118.3	12.376	IN PIT		1:42.165 P	87.64	1.405	10:53:53.490
9-	OUTLAP	109.8	29.551	13.988	113.9	13.047	27.831	88.1	5:05.580	29.30	3:24.820	10:58:59.070
10-	25.083	103.2	27.680	13.173	117.3	12.330	26.613	91.9	1:44.879	85.37	4.119	11:00:43.949
11-	22.149	117.9	27.379	13.020	120.9	12.172	26.040	91.8	1:40.760 (1)	88.86		11:02:24.709
12-	22.160	118.1	27.469	13.200	119.4	12.213	26.212	92.4	1:41.254 (2)	88.43	0.494	11:04:05.963
13-	22.176	118.1	27.328	13.395	116.9	12.226	26.267	91.1	1:41.392 (3)	88.31	0.632	11:05:47.355

MCRCB BULLETIN TK129

2023 Bennetts British Superbike Championship - Round 3

2023 R&G British Talent Cup

QUALIFYING - SECTOR ANALYSIS



SECTOR 1 = FL to I1, SECTOR 2 = I1 to I2, SECTOR 3 = I2 to I3, SECTOR 4 = I3 to I4, SECTOR 5 = I4 to FL, DIFF = Difference To Personal Best Lap, P = Crossed Finish Line in Pit Lane, D = Time Disallowed

P4 55		Harrison DESOY				Honda - Microlise Cresswell Racing / Eastern Garage Racing						
IDEAL LAP TIME : 1:40.308		BEST LAP TIME : 1:40.851				DIFFERENCE : 0.543						
LAP	SECTOR 1	SECTOR 2	SECTOR 3	SECTOR 4	SECTOR 5	LAP TIME	MPH	DIFF	TIME OF DAY			
1-	OUTLAP	107.8	29.563	13.389	118.7	12.747	27.130	90.0		10:42:14.703		
2-	22.436	116.5	27.367	13.208	120.4	12.412	26.584	90.5	1:42.007	87.78	1.156	10:43:56.710
3-	22.253	117.5	27.271	13.184	119.6	12.296	26.253	91.0	1:41.257	88.43	0.406	10:45:37.967
4-	22.271	117.1	27.101	13.122	119.1	12.525	26.112	91.0	1:41.131	88.54	0.280	10:47:19.098
5-	22.030	119.4	27.070	13.119	121.1	12.471	26.311	91.4	1:41.001	88.65	0.150	10:49:00.099
6-	22.134	118.3	27.170	13.248	118.9	12.301	26.446	91.0	1:41.299	88.39	0.448	10:50:41.398
7-	22.167	119.1	27.058	13.103	119.4	12.272	26.322	91.0	1:40.922 (2)	88.72	0.071	10:52:22.320
8-	22.151	118.5	27.044	13.130	118.5	12.479	26.351	91.0	1:41.155	88.52	0.304	10:54:03.475
9-	22.207	117.9	27.115	13.113	118.9	12.339	26.250	90.4	1:41.024	88.63	0.173	10:55:44.499
10-	22.778	114.1	27.770	13.496	115.3	12.842	IN PIT		1:42.505 P	87.35	1.654	10:57:27.004
11-	OUTLAP	112.4	27.674	13.139	119.1	12.572	26.953	90.9	2:02.505	73.09	21.654	10:59:29.509
12-	22.256	118.3	26.986	13.055	120.0	12.264	26.778	91.5	1:41.339	88.36	0.488	11:01:10.848
13-	22.156	116.1	27.638	13.268	119.1	12.351	26.470	86.9	1:41.883 D	87.88	1.032	11:02:52.731
14-	22.264	117.9	27.046	13.147	119.4	12.184	26.351	90.9	1:40.992 (3)	88.66	0.141	11:04:33.723
15-	22.136	118.1	26.927	13.112	119.4	12.252	26.424	91.6	1:40.851 (1)	88.78		11:06:14.574

P5 65		Alexander ROWAN				Honda - Mortimer Racing Victoria House Academy						
IDEAL LAP TIME : 1:40.656		BEST LAP TIME : 1:41.053				DIFFERENCE : 0.397						
LAP	SECTOR 1	SECTOR 2	SECTOR 3	SECTOR 4	SECTOR 5	LAP TIME	MPH	DIFF	TIME OF DAY			
1-	OUTLAP	103.0	28.911	13.326	123.1	12.713	27.618	91.3				10:41:54.837
2-	22.267	114.7	27.738	13.174	123.1	13.183	27.266	91.0	1:43.628	86.40	2.575	10:43:38.465
3-	22.465	116.7	27.952	13.371	117.9	12.801	26.846	91.4	1:43.435	86.57	2.382	10:45:21.900
4-	22.279	118.3	27.588	13.329	117.7	12.658	26.705	92.1	1:42.559	87.31	1.506	10:47:04.459
5-	22.000	116.7	27.426	13.217	119.4	13.104	27.662	90.8	1:43.409	86.59	2.356	10:48:47.868
6-	22.872	109.6	27.855	13.378	117.1	12.887	27.470	91.0	1:44.462	85.71	3.409	10:50:32.330
7-	22.137	118.9	27.036	13.020	123.5	12.500	26.360	91.1	1:41.053 (1)	88.61		10:52:13.383
8-	22.022	119.8	27.086	13.011	122.0	12.417	26.774	91.4	1:41.310 (2)	88.38	0.257	10:53:54.693
9-	22.092	116.9	27.218	13.141	119.1	12.431	26.521	90.9	1:41.403 (3)	88.30	0.350	10:55:36.096
10-	22.151	116.1	27.883	13.202	118.9	12.517	26.426	90.4	1:42.179	87.63	1.126	10:57:18.275
11-	22.498	114.1	27.540	13.260	117.9	12.657	26.192	91.9	1:42.147	87.66	1.094	10:59:00.422
12-	22.359	115.3	27.544	13.186	118.3	12.558	26.295	91.8	1:41.942	87.83	0.889	11:00:42.364
13-	22.195	114.7	27.677	13.193	119.1	12.563	26.290	91.1	1:41.918	87.85	0.865	11:02:24.282
14-	22.792	110.7	28.228	13.339	116.9	12.776	27.105	90.8	1:44.240	85.90	3.187	11:04:08.522
15-	22.266	116.9	27.315	13.213	118.5	12.817	26.667	90.9	1:42.278	87.55	1.225	11:05:50.800

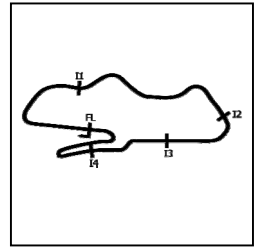
P6 29		Lucas BROWN				Honda - Amphibian Scaffolding / SP125 Racing						
IDEAL LAP TIME : 1:39.937		BEST LAP TIME : 1:41.164				DIFFERENCE : 1.227						
LAP	SECTOR 1	SECTOR 2	SECTOR 3	SECTOR 4	SECTOR 5	LAP TIME	MPH	DIFF	TIME OF DAY			
1-	OUTLAP	110.1	29.293	13.465	119.4	12.895	27.359	89.2				10:41:52.843
2-	22.554	114.1	27.429	13.317	118.1	12.545	26.962	89.2	1:42.807	87.09	1.643	10:43:35.650
3-	22.653	113.7	27.157	13.143	119.6	12.519	27.297	89.8	1:42.769	87.13	1.605	10:45:18.419
4-	22.482	112.4	27.873	13.351	116.3	11.801	29.625	90.0	1:45.132	85.17	3.968	10:47:03.551
5-	22.116	118.1	27.057	13.123	119.1	12.701	26.743	90.0	1:41.740	88.01	0.576	10:48:45.291
6-	22.237	117.5	27.591	13.289	115.5	12.568	30.061	90.1	1:45.746	84.67	4.582	10:50:31.037
7-	22.059	118.9	27.054	13.090	120.0	12.500	26.636	89.0	1:41.339 (2)	88.36	0.175	10:52:12.376
8-	22.198	117.1	27.061	13.123	117.9	12.366	26.416	89.2	1:41.164 (1)	88.51		10:53:53.540
9-	22.315	114.5	27.208	13.156	116.9	12.289	26.393	89.2	1:41.361 (3)	88.34	0.197	10:55:34.901
10-	23.114	106.8	28.696	13.902	105.6	13.554	IN PIT		1:44.950 P	85.32	3.786	10:57:19.851
11-	OUTLAP	110.5	31.761	14.974	97.8	12.764	30.339	90.0	5:19.533 D	28.02	3:38.369	11:02:39.384
12-	22.294	116.9	27.179	13.457	115.3	12.403	28.235	88.8	1:43.568	86.45	2.404	11:04:22.952
13-	22.144	117.7	26.892	13.272	117.3	11.503	26.549	89.3	1:40.360 D	89.22		11:06:03.312

MCRCB BULLETIN TK129

2023 Bennetts British Superbike Championship - Round 3

2023 R&G British Talent Cup

QUALIFYING - SECTOR ANALYSIS



SECTOR 1 = FL to I1, SECTOR 2 = I1 to I2, SECTOR 3 = I2 to I3, SECTOR 4 = I3 to I4, SECTOR 5 = I4 to FL, DIFF = Difference To Personal Best Lap, P = Crossed Finish Line in Pit Lane, D = Time Disallowed

P7		7		Harley McCABE				Honda - McCabe Racing					
IDEAL LAP TIME : 1:40.805		BEST LAP TIME : 1:41.243				DIFFERENCE : 0.438							
LAP	SECTOR 1	SECTOR 2	SECTOR 3	SECTOR 4	SECTOR 5	LAP TIME	MPH	DIFF	TIME OF DAY				
1-	OUTLAP	106.3	28.660	13.305	123.1	13.017	27.775	92.3		10:41:54.091			
2-	22.448	116.1	27.816	13.083	123.5	12.929	26.803	92.1	1:43.079	86.86	1.836	10:43:37.170	
3-	22.187	116.5	27.545	13.200	120.6	12.802	27.020	91.0	1:42.754	87.14	1.511	10:45:19.924	
4-	22.200	117.3	27.447	12.923	122.4	12.735	26.600	91.6	1:41.905	87.87	0.662	10:47:01.829	
5-	22.507	113.7	27.760	13.647	117.9	12.675	27.103	92.8	1:43.692	86.35	2.449	10:48:45.521	
6-	22.255	112.9	28.002	13.184	118.1	13.017	IN PIT		1:43.440	P	86.56	2.197	10:50:28.961
7-	OUTLAP	105.8	29.039	14.487	111.2	13.002	27.332	92.1	2:58.717	50.10	1:17.474	10:53:27.678	
8-	22.313	115.3	27.488	13.269	120.0	12.508	26.542	91.1	1:42.120	87.68	0.877	10:55:09.798	
9-	23.251	107.5	27.714	13.193	121.3	12.570	26.750	90.0	1:43.478	86.53	2.235	10:56:53.276	
10-	22.404	115.9	27.289	13.283	119.8	12.433	26.498	91.3	1:41.907	87.86	0.664	10:58:35.183	
11-	22.158	115.9	27.274	13.250	120.6	12.321	26.377	92.3	1:41.380	(2)	88.32	0.137	11:00:16.563
12-	22.204	112.7	27.302	13.120	121.1	12.315	26.552	91.5	1:41.493	(3)	88.22	0.250	11:01:58.056
13-	22.014	116.3	27.207	13.282	121.1	12.394	26.346	92.0	1:41.243	(1)	88.44		11:03:39.299
14-	22.602	113.7	28.628	13.515	119.4	14.807	IN PIT		1:47.056	P	83.64	5.813	11:05:26.355

P8		40		Julian CORREA				Honda - Microlise Cresswell Racing					
IDEAL LAP TIME : 1:40.946		BEST LAP TIME : 1:41.375				DIFFERENCE : 0.429							
LAP	SECTOR 1	SECTOR 2	SECTOR 3	SECTOR 4	SECTOR 5	LAP TIME	MPH	DIFF	TIME OF DAY				
1-	OUTLAP	110.7	28.897	13.529	119.4	12.648	27.302	91.1		10:42:06.229			
2-	22.600	114.5	27.855	13.423	121.1	12.413	26.995	91.1	1:43.286	86.69	1.911	10:43:49.515	
3-	22.352	117.1	27.768	13.363	120.2	12.355	26.981	91.6	1:42.849	D	87.08	1.444	10:45:32.334
4-	22.192	116.3	27.871	13.371	120.0	12.361	26.634	90.6	1:42.429	87.42	1.054	10:47:14.763	
5-	22.354	114.7	27.612	13.392	119.8	12.291	26.706	91.6	1:42.355	87.48	0.980	10:48:57.118	
6-	22.437	114.3	27.533	13.590	119.6	12.285	26.766	88.3	1:42.611	87.26	1.236	10:50:39.729	
7-	22.353	117.1	27.700	13.407	118.7	12.326	27.538	91.3	1:43.324	86.66	1.949	10:52:23.053	
8-	22.138	119.4	27.207	13.284	120.2	12.294	26.591	91.3	1:41.514	88.20	0.139	10:54:04.567	
9-	22.140	116.9	27.310	13.112	120.9	12.270	26.565	91.4	1:41.397	(2)	88.31	0.022	10:55:45.964
10-	22.232	114.7	27.719	13.153	120.9	12.382	26.867	90.5	1:42.353	87.48	0.978	10:57:28.317	
11-	22.324	116.5	27.262	13.206	120.0	12.226	26.458	91.6	1:41.476	(3)	88.24	0.101	10:59:09.793
12-	22.166	117.9	27.532	13.216	120.0	12.176	26.536	88.0	1:41.626	88.11	0.251	11:00:51.419	
13-	22.181	116.9	27.494	13.167	121.7	12.220	26.313	92.1	1:41.375	(1)	88.33		11:02:32.794
14-	22.282	113.5	27.783	15.644	100.3	13.285	31.231	88.6	1:50.225	81.23	8.850	11:04:23.019	
15-	22.162	118.3	27.337	13.242	121.1	12.868	28.868	83.8	1:44.477	85.70	3.102	11:06:07.496	

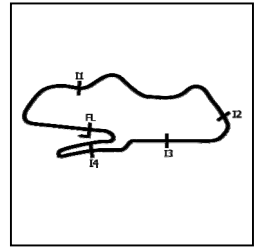
P9		2		Josh BANNISTER				Honda - Dunsley Heat Racing					
IDEAL LAP TIME : 1:41.378		BEST LAP TIME : 1:41.945				DIFFERENCE : 0.567							
LAP	SECTOR 1	SECTOR 2	SECTOR 3	SECTOR 4	SECTOR 5	LAP TIME	MPH	DIFF	TIME OF DAY				
1-	OUTLAP	104.5	29.093	13.441	116.7	12.933	27.879	88.1		10:41:48.751			
2-	22.914	109.2	28.119	13.275	117.5	12.670	27.442	88.8	1:44.420	85.75	2.475	10:43:33.171	
3-	22.692	112.4	27.974	13.315	116.1	12.675	27.281	88.1	1:43.937	86.15	1.992	10:45:17.108	
4-	22.488	115.9	27.593	13.115	116.7	13.163	27.281	88.8	1:43.640	86.39	1.695	10:47:00.748	
5-	22.559	113.3	27.939	13.303	115.7	12.548	27.190	85.3	1:43.539	86.48	1.594	10:48:44.287	
6-	23.111	110.1	27.897	13.192	117.7	12.531	27.162	87.6	1:43.893	86.18	1.948	10:50:28.180	
7-	22.644	113.3	28.448	13.305	115.7	12.733	27.059	88.5	1:44.189	D	85.94	2.244	10:52:12.369
8-	22.418	117.3	27.238	13.081	117.9	12.429	26.960	89.1	1:42.126	(2)	87.68	0.181	10:53:54.495
9-	22.402	115.7	27.319	12.992	120.0	12.525	26.707	89.8	1:41.945	(1)	87.83		10:55:36.440
10-	22.198	116.5	27.659	13.098	120.6	12.558	26.704	89.2	1:42.217	(3)	87.60	0.272	10:57:18.657
11-	22.476	115.5	27.315	13.176	118.7	12.742	26.676	89.8	1:42.385	87.45	0.440	10:59:01.042	
12-	22.521	115.7	27.562	13.160	115.7	12.494	26.955	89.2	1:42.692	87.19	0.747	11:00:43.734	
13-	22.518	118.1	27.485	13.092	118.5	12.331	26.843	88.8	1:42.269	87.55	0.324	11:02:26.003	
14-	22.469	115.5	27.585	13.186	115.9	12.560	26.936	90.3	1:42.736	87.15	0.791	11:04:08.739	
15-	22.141	116.5	27.578	13.279	116.9	12.647	27.018	90.3	1:42.663	87.22	0.718	11:05:51.402	

MCRCB BULLETIN TK129

2023 Bennetts British Superbike Championship - Round 3

2023 R&G British Talent Cup

QUALIFYING - SECTOR ANALYSIS



SECTOR 1 = FL to I1, SECTOR 2 = I1 to I2, SECTOR 3 = I2 to I3, SECTOR 4 = I3 to I4, SECTOR 5 = I4 to FL, DIFF = Difference To Personal Best Lap, P = Crossed Finish Line in Pit Lane, D = Time Disallowed

P10 99		Peter WILLIS					Honda - Belfast Chauffer Hire by WM-Racing					
IDEAL LAP TIME : 1:42.041		BEST LAP TIME : 1:42.138					DIFFERENCE : 0.097					
LAP	SECTOR 1	SECTOR 2	SECTOR 3	SECTOR 4	SECTOR 5	LAP TIME	MPH	DIFF	TIME OF DAY			
1-	OUTLAP	97.2	29.390	13.726	121.3	13.075	27.835	90.9		10:41:56.170		
2-	22.386	112.0	28.304	13.267	122.2	12.916	27.175	91.6	1:44.048	86.06	1.910	10:43:40.218
3-	22.705	106.6	28.183	13.453	119.6	12.851	26.540	91.6	1:43.732	86.32	1.594	10:45:23.950
4-	22.300	109.2	27.833	13.260	120.6	12.663	26.772	91.8	1:42.828 (3)	87.08	0.690	10:47:06.778
5-	22.452	107.7	27.896	13.322	120.6	12.648	26.828	92.1	1:43.146	86.81	1.008	10:48:49.924
6-	22.626	108.0	28.017	13.279	120.0	12.639	26.488	91.3	1:43.049	86.89	0.911	10:50:32.973
7-	22.161	114.7	27.754	13.262	121.1	12.491	26.470	91.9	1:42.138 (1)	87.67		10:52:15.111
8-	22.601	108.7	28.467	13.553	117.7	12.969	IN PIT		1:44.119 P	86.00	1.981	10:53:59.230
9-	OUTLAP	108.9	28.094	13.301	120.9	12.604	26.603	91.0	2:56.643	50.69	1:14.505	10:56:55.873
10-	22.319	113.3	27.808	13.457	119.4	12.687	26.542	91.0	1:42.813 (2)	87.09	0.675	10:58:38.686
11-	22.363	113.3	27.902	13.287	120.9	12.626	26.845	91.8	1:43.023	86.91	0.885	11:00:21.709
12-	22.833	111.8	27.967	13.165	120.6	12.544	26.563	91.6	1:43.072	86.87	0.934	11:02:04.781
13-	23.018	103.7	28.681	13.491	119.4	12.687	26.954	91.1	1:44.831	85.41	2.693	11:03:49.612
14-	22.438	113.3	28.010	13.377	120.0	12.573	26.585	90.8	1:42.983	86.95	0.845	11:05:32.595

P11 48		Ollie WALKER					Honda - Wright Morgan / SP125 Racing					
IDEAL LAP TIME : 1:41.805		BEST LAP TIME : 1:42.300					DIFFERENCE : 0.495					
LAP	SECTOR 1	SECTOR 2	SECTOR 3	SECTOR 4	SECTOR 5	LAP TIME	MPH	DIFF	TIME OF DAY			
1-	OUTLAP	104.6	28.682	13.386	123.8	12.938	27.829	90.0				10:41:53.672
2-	22.643	109.6	27.903	13.198	122.2	13.031	27.327	89.9	1:44.102	86.01	1.802	10:43:37.774
3-	22.403	114.1	27.263	13.126	120.6	12.617	27.313	90.3	1:42.722	87.17	0.422	10:45:20.496
4-	22.186	116.5	27.373	13.187	120.9	12.585	28.410	90.4	1:43.741	86.31	1.441	10:47:04.237
5-	22.114	115.3	27.382	13.126	122.9	12.739	27.128	90.9	1:42.489	87.36	0.189	10:48:46.726
6-	22.316	110.0	27.745	13.173	120.0	12.491	IN PIT		1:43.997 P	86.10	1.697	10:50:30.723
7-	OUTLAP	108.9	28.026	13.313	119.4	12.645	27.469	88.7	6:37.684	22.51	4:55.384	10:57:08.407
8-	22.721	112.7	27.519	13.336	117.9	12.574	27.323	89.7	1:43.473	86.53	1.173	10:58:51.880
9-	22.515	113.9	27.422	13.223	118.9	12.462	27.150	89.9	1:42.772	87.12	0.472	11:00:34.652
10-	22.349	114.9	27.537	13.143	120.2	12.417	27.003	89.9	1:42.449 (3)	87.40	0.149	11:02:17.101
11-	22.353	115.9	27.412	13.233	119.8	12.398	26.904	89.8	1:42.300 (1)	87.53		11:03:59.401
12-	22.308	115.5	27.388	13.249	118.5	12.416	26.986	89.3	1:42.347 (2)	87.49	0.047	11:05:41.748

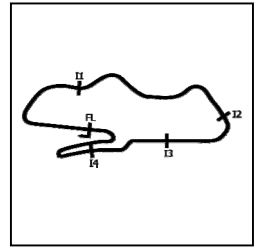
P12 71		Daniel GOODMAN					Honda - VisionTrack Racing Team					
IDEAL LAP TIME : 1:41.904		BEST LAP TIME : 1:42.361					DIFFERENCE : 0.457					
LAP	SECTOR 1	SECTOR 2	SECTOR 3	SECTOR 4	SECTOR 5	LAP TIME	MPH	DIFF	TIME OF DAY			
1-	OUTLAP	112.2	29.695	13.445	118.7	13.057	28.202	89.2				10:41:50.799
2-	22.785	114.1	27.642	13.206	120.0	12.785	28.178	89.9	1:44.596	85.60	2.235	10:43:35.395
3-	23.083	111.4	27.430	13.201	118.9	12.918	27.129	91.0	1:43.761	86.29	1.400	10:45:19.156
4-	22.310	115.5	27.840	13.286	117.7	12.924	27.272	90.0	1:43.632	86.40	1.271	10:47:02.788
5-	22.324	115.9	28.200	13.210	120.4	12.954	27.403	91.8	1:44.091	86.02	1.730	10:48:46.879
6-	22.423	108.4	27.844	13.183	120.4	12.471	27.278	91.0	1:43.199	86.76	0.838	10:50:30.078
7-	22.220	116.9	27.504	13.162	118.9	12.638	27.050	91.1	1:42.574 (3)	87.29	0.213	10:52:12.652
8-	22.447	117.3	27.274	13.214	118.3	12.799	27.083	91.3	1:42.817	87.09	0.456	10:53:55.469
9-	22.157	118.7	28.242	13.574	113.5	13.100	IN PIT		1:48.663 P	82.40	6.302	10:55:44.132
10-	OUTLAP	110.5	28.942	13.727	114.1	13.096	28.811	90.3	2:04.895	71.69	22.534	10:57:49.027
11-	22.646	115.1	27.388	13.206	117.1	12.822	27.273	90.8	1:43.335	86.65	0.974	10:59:32.362
12-	22.310	116.5	27.311	13.210	118.7	12.682	26.848	90.6	1:42.361 (1)	87.47		11:01:14.723
13-	22.828	110.5	28.664	13.409	120.4	12.838	28.838	91.0	1:46.577	84.01	4.216	11:03:01.300
14-	22.408	116.7	27.344	13.377	120.9	12.784	29.691	91.4	1:45.604	84.79	3.243	11:04:46.904
15-	22.320	115.3	27.295	13.154	121.7	12.787	26.919	91.4	1:42.475 (2)	87.38	0.114	11:06:29.379

MCRCB BULLETIN TK129

2023 Bennetts British Superbike Championship - Round 3

2023 R&G British Talent Cup

QUALIFYING - SECTOR ANALYSIS



SECTOR 1 = FL to I1, SECTOR 2 = I1 to I2, SECTOR 3 = I2 to I3, SECTOR 4 = I3 to I4, SECTOR 5 = I4 to FL, DIFF = Difference To Personal Best Lap, P = Crossed Finish Line in Pit Lane, D = Time Disallowed

P13 76		Charlie HUNTINGFORD					Honda - Opteven Mototechniks					
IDEAL LAP TIME : 1:42.082		BEST LAP TIME : 1:42.433					DIFFERENCE : 0.351					
LAP	SECTOR 1	SECTOR 2	SECTOR 3	SECTOR 4	SECTOR 5	LAP TIME	MPH	DIFF	TIME OF DAY			
1-	OUTLAP	100.3	29.284	13.563	118.5	13.439	28.248	90.0		10:42:30.304		
2-	22.622	113.7	27.894	13.143	120.4	12.781	27.304	90.6	1:43.744	86.31	1.311	10:44:14.048
3-	22.368	114.7	27.589	13.205	118.5	12.710	26.880	90.4	1:42.752 (3)	87.14	0.319	10:45:56.800
4-	22.527	114.3	27.650	13.233	119.4	12.749	26.874	90.3	1:43.033	86.90	0.600	10:47:39.833
5-	22.591	113.3	28.026	13.332	118.9	12.690	27.118	89.5	1:43.757	86.30	1.324	10:49:23.590
6-	23.093	101.0	29.034	13.347	119.6	12.998	IN PIT		1:49.950 P	81.44	7.517	10:51:13.540
7-	OUTLAP	100.9	28.861	13.917	115.5	13.221	27.461	89.7	6:26.624	23.16	4:44.191	10:57:40.164
8-	22.698	112.4	27.702	13.386	118.1	12.735	26.804	90.6	1:43.325	86.66	0.892	10:59:23.489
9-	22.410	114.9	27.605	13.407	117.1	12.652	26.889	89.2	1:42.963	86.96	0.530	11:01:06.452
10-	22.504	116.3	27.604	13.178	120.0	12.566	26.581	90.9	1:42.433 (1)	87.41		11:02:48.885
11-	22.567	112.5	27.477	13.152	119.4	12.558	26.986	90.4	1:42.740 (2)	87.15	0.307	11:04:31.625
12-	22.517	114.9	27.563	13.208	119.1	12.513	26.990	90.8	1:42.791	87.11	0.358	11:06:14.416

P14 64		Clayton EDMUNDS					Honda - City Lifting / RS Racing					
IDEAL LAP TIME : 1:42.132		BEST LAP TIME : 1:42.528					DIFFERENCE : 0.396					
LAP	SECTOR 1	SECTOR 2	SECTOR 3	SECTOR 4	SECTOR 5	LAP TIME	MPH	DIFF	TIME OF DAY			
1-	OUTLAP	108.2	29.579	13.562	117.7	12.913	28.375	90.8				10:41:53.561
2-	22.509	115.9	27.997	13.310	122.0	13.567	27.727	92.3	1:45.110	85.19	2.582	10:43:38.671
3-	22.514	117.5	28.082	13.321	119.4	12.826	27.320	91.9	1:44.063	86.04	1.535	10:45:22.734
4-	22.503	115.9	27.672	13.323	118.3	12.929	27.249	91.3	1:43.676	86.36	1.148	10:47:06.410
5-	22.402	116.1	27.984	13.286	119.1	12.594	27.119	91.8	1:43.385	86.61	0.857	10:48:49.795
6-	22.476	117.1	27.823	13.332	119.1	12.671	IN PIT		1:42.487 P	87.37		10:50:32.282
7-	OUTLAP	115.7	28.062	13.115	120.2	12.492	27.194	91.4	5:08.846	28.99	3:26.318	10:55:41.128
8-	22.378	116.5	27.785	13.152	120.4	12.518	27.081	91.0	1:42.914 (3)	87.00	0.386	10:57:24.042
9-	22.379	116.1	27.628	13.206	122.0	12.659	26.907	92.6	1:42.779 (2)	87.12	0.251	10:59:06.821
10-	22.529	113.9	27.432	13.128	122.0	12.575	26.864	92.0	1:42.528 (1)	87.33		11:00:49.349
11-	22.288	116.1	27.998	13.233	119.8	12.599	26.946	90.0	1:43.064	86.88	0.536	11:02:32.413
12-	22.516	114.9	28.014	13.491	119.4	12.618	26.979	90.1	1:43.618	86.41	1.090	11:04:16.031
13-	23.518	111.2	27.659	13.177	119.6	12.544	26.805	92.0	1:43.703	86.34	1.175	11:05:59.734

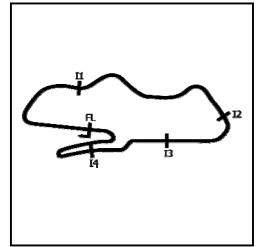
P15 75		Filip SUROWIAK					Honda - FS75 Racing / FAB Racing					
IDEAL LAP TIME : 1:42.386		BEST LAP TIME : 1:42.537					DIFFERENCE : 0.151					
LAP	SECTOR 1	SECTOR 2	SECTOR 3	SECTOR 4	SECTOR 5	LAP TIME	MPH	DIFF	TIME OF DAY			
1-	OUTLAP	107.0	30.901	13.931	117.5	13.201	28.558	89.3				10:42:11.323
2-	23.207	108.0	28.652	13.598	118.5	12.849	27.509	89.8	1:45.815	84.62	3.278	10:43:57.138
3-	22.820	110.9	27.994	13.466	117.3	12.805	27.191	90.0	1:44.276	85.87	1.739	10:45:41.414
4-	22.624	110.3	28.034	13.425	117.7	12.606	27.106	90.4	1:43.795	86.27	1.258	10:47:25.209
5-	22.480	111.4	28.211	13.456	117.3	12.716	27.211	90.5	1:44.074	86.03	1.537	10:49:09.283
6-	22.790	111.1	28.313	13.526	117.1	12.653	IN PIT		1:44.584 P	85.61	2.047	10:50:53.867
7-	OUTLAP	107.7	28.442	13.441	117.7	12.710	27.191	90.5	2:02.829	72.90	20.292	10:52:56.696
8-	22.569	111.6	27.902	13.429	117.3	12.660	26.936	90.3	1:43.496	86.51	0.959	10:54:40.192
9-	22.420	112.5	27.913	13.385	118.3	12.524	26.888	89.8	1:43.130	86.82	0.593	10:56:23.322
10-	22.552	112.9	27.743	13.353	117.9	12.448	26.897	90.0	1:42.993	86.94	0.456	10:58:06.315
11-	22.491	112.5	27.913	13.364	117.9	12.468	27.002	90.0	1:43.238	86.73	0.701	10:59:49.553
12-	22.588	111.4	27.802	13.305	118.5	12.444	26.976	90.3	1:43.115	86.83	0.578	11:01:32.668
13-	22.483	112.7	27.664	13.364	118.3	12.375	26.970	90.3	1:42.856 (3)	87.05	0.319	11:03:15.524
14-	22.425	113.9	27.747	13.310	117.9	12.297	26.758	90.5	1:42.537 (1)	87.32		11:04:58.061
15-	22.461	111.6	27.726	13.274	118.3	12.357	26.731	90.3	1:42.549 (2)	87.31	0.012	11:06:40.610

MCRCB BULLETIN TK129

2023 Bennetts British Superbike Championship - Round 3

2023 R&G British Talent Cup

QUALIFYING - SECTOR ANALYSIS



SECTOR 1 = FL to I1, SECTOR 2 = I1 to I2, SECTOR 3 = I2 to I3, SECTOR 4 = I3 to I4, SECTOR 5 = I4 to FL, DIFF = Difference To Personal Best Lap, P = Crossed Finish Line in Pit Lane, D = Time Disallowed

P16 61		Harrison MACKAY				Honda - Wilson Racing / Super Soco						
IDEAL LAP TIME : 1:42.490		BEST LAP TIME : 1:42.568				DIFFERENCE : 0.078						
LAP	SECTOR 1	SECTOR 2	SECTOR 3	SECTOR 4	SECTOR 5	LAP TIME	MPH	DIFF	TIME OF DAY			
1-	OUTLAP	104.3	29.284	13.479	120.6	13.129	27.541	90.6		10:41:55.178		
2-	22.699	112.0	28.623	13.453	119.4	12.844	27.303	90.1	1:44.922 D	85.34	2.354	10:43:40.100
3-	23.230	101.8	28.429	13.607	118.1	13.720	27.208	90.3	1:46.194	84.32	3.626	10:45:26.294
4-	22.735	111.1	27.950	13.386	117.7	12.753	26.725	90.8	1:43.549	86.47	0.981	10:47:09.843
5-	22.603	111.4	28.035	13.446	117.5	12.666	27.057	90.8	1:43.807	86.26	1.239	10:48:53.650
6-	22.750	110.3	30.430	14.476	112.7	12.841	IN PIT		1:46.673 P	83.94	4.105	10:50:40.323
7-	OUTLAP	105.8	29.046	14.013	113.7	12.969	27.995	90.9	2:47.790	53.36	1:05.222	10:53:28.113
8-	22.649	113.9	27.833	13.332	117.9	12.727	26.739	90.3	1:43.280	86.70	0.712	10:55:11.393
9-	22.710	113.3	27.855	13.279	118.7	12.636	26.710	90.0	1:43.190 (3)	86.77	0.622	10:56:54.583
10-	22.723	112.5	27.725	13.482	116.3	12.714	26.772	89.7	1:43.416	86.58	0.848	10:58:37.999
11-	22.650	113.9	27.909	13.340	117.7	12.608	27.040	90.3	1:43.547	86.47	0.979	11:00:21.546
12-	22.602	113.1	27.873	13.301	118.3	12.472	26.543	90.6	1:42.791 (2)	87.11	0.223	11:02:04.337
13-	22.802	108.2	30.585	14.056	112.2	13.115	27.512	90.0	1:48.070	82.85	5.502	11:03:52.407
14-	22.610	115.1	27.669	13.349	117.9	12.448	26.492	90.5	1:42.568 (1)	87.30		11:05:34.975

P17 88		Sviatoslav PYLYPENKO				Honda - Microlise Cresswell Racing						
IDEAL LAP TIME : 1:42.051		BEST LAP TIME : 1:42.840				DIFFERENCE : 0.789						
LAP	SECTOR 1	SECTOR 2	SECTOR 3	SECTOR 4	SECTOR 5	LAP TIME	MPH	DIFF	TIME OF DAY			
1-	OUTLAP	108.9	29.938	13.749	115.5	13.154	27.678	88.7		10:43:33.346		
2-	22.685	114.7	28.319	13.449	116.9	12.913	27.250	89.2	1:44.616	85.59	1.776	10:45:17.962
3-	22.773	115.7	28.258	13.400	117.5	13.040	26.983	89.1	1:44.454	85.72	1.614	10:47:02.416
4-	22.509	116.3	28.191	13.301	117.1	12.988	26.973	89.7	1:43.962	86.13	1.122	10:48:46.378
5-	22.479	115.9	28.120	13.417	117.1	12.764	27.260	89.8	1:44.040	86.06	1.200	10:50:30.418
6-	22.545	113.9	27.848	13.348	117.3	12.657	26.901	89.2	1:43.299 (3)	86.68	0.459	10:52:13.717
7-	22.443	117.7	28.020	13.643	109.6	13.318	IN PIT		1:44.769 P	85.46	1.929	10:53:58.486
8-	OUTLAP	115.3	28.137	13.473	115.9	12.756	27.144	88.7	3:32.128	42.21	1:49.288	10:57:30.614
9-	22.809	115.9	27.833	13.395	116.7	12.900	26.824	89.0	1:43.761	86.29	0.921	10:59:14.375
10-	22.473	117.1	27.779	13.455	115.7	12.699	26.886	89.3	1:43.292 (2)	86.69	0.452	11:00:57.667
11-	22.518	115.7	28.083	13.394	115.7	12.728	26.828	89.5	1:43.551	86.47	0.711	11:02:41.218
12-	22.476	114.9	27.895	13.414	116.3	12.533	26.522	89.9	1:42.840 (1)	87.07		11:04:24.058
13-	22.345	116.9	27.432	13.219	117.9	12.741	27.978	89.3	1:43.715	86.33	0.875	11:06:07.773

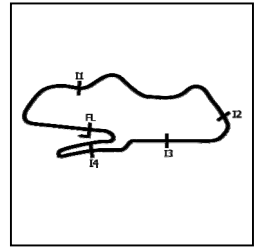
P18 42		Ben JOLLIFFE				Honda - Wilson Racing						
IDEAL LAP TIME : 1:42.400		BEST LAP TIME : 1:42.852				DIFFERENCE : 0.452						
LAP	SECTOR 1	SECTOR 2	SECTOR 3	SECTOR 4	SECTOR 5	LAP TIME	MPH	DIFF	TIME OF DAY			
1-	OUTLAP	96.5	29.566	13.489	119.4	13.230	28.188	90.5		10:41:58.820		
2-	22.929	109.8	28.454	13.603	119.8	14.109	30.389	89.5	1:49.484	81.78	6.632	10:43:48.304
3-	22.971	109.4	28.510	13.476	118.9	12.696	27.274	89.8	1:44.927	85.33	2.075	10:45:33.231
4-	22.813	108.2	27.869	13.254	119.8	13.091	IN PIT		1:45.255 P	85.07	2.403	10:47:18.486
5-	OUTLAP	102.1	28.743	13.398	118.5	12.972	27.181	90.0	2:07.122	70.43	24.270	10:49:25.608
6-	22.692	109.2	28.171	13.343	119.1	12.725	27.083	90.0	1:44.014	86.08	1.162	10:51:09.622
7-	22.751	106.3	28.091	13.242	118.5	17.336	28.127	90.3	1:49.547 D	81.74	6.695	10:52:59.169
8-	22.598	110.3	28.158	13.282	117.5	12.979	26.898	89.5	1:43.915	86.17	1.063	10:54:43.084
9-	22.814	105.6	27.824	13.327	118.5	12.795	26.755	89.4	1:43.515	86.50	0.663	10:56:26.599
10-	22.728	109.8	27.703	13.430	118.3	12.670	26.623	89.1	1:43.154	86.80	0.302	10:58:09.753
11-	22.704	113.3	27.478	13.220	120.2	12.853	26.695	91.4	1:42.950 (2)	86.97	0.098	10:59:52.703
12-	22.670	109.8	27.688	13.294	119.1	12.531	26.669	91.0	1:42.852 (1)	87.06		11:01:35.555
13-	22.606	110.5	27.518	13.170	119.6	12.690	28.023	88.7	1:44.007	86.09	1.155	11:03:19.562
14-	22.764	109.1	27.680	13.205	118.7	12.599	26.864	89.8	1:43.112 (3)	86.84	0.260	11:05:02.674

MCRCB BULLETIN TK129

2023 Bennetts British Superbike Championship - Round 3

2023 R&G British Talent Cup

QUALIFYING - SECTOR ANALYSIS



SECTOR 1 = FL to I1, SECTOR 2 = I1 to I2, SECTOR 3 = I2 to I3, SECTOR 4 = I3 to I4, SECTOR 5 = I4 to FL, DIFF = Difference To Personal Best Lap, P = Crossed Finish Line in Pit Lane, D = Time Disallowed

P19 66		Ronnie HARRIS					Honda - Kovara Projects / RS Racing					
IDEAL LAP TIME : 1:42.080		BEST LAP TIME : 1:42.863					DIFFERENCE : 0.783					
LAP	SECTOR 1	SECTOR 2	SECTOR 3	SECTOR 4	SECTOR 5	LAP TIME	MPH	DIFF	TIME OF DAY			
1-	OUTLAP	107.8	29.646	13.375	123.1	13.256	27.882	92.3		10:41:53.915		
2-	22.871	114.9	27.888	13.122	123.5	13.197	28.167	92.1	1:45.245	85.08	2.382	10:43:39.160
3-	22.776	105.5	28.196	13.312	119.4	12.729	27.062	92.1	1:44.075	86.03	1.212	10:45:23.235
4-	22.516	115.7	27.512	13.228	120.0	12.925	27.602	93.0	1:43.783	86.28	0.920	10:47:07.018
5-	22.410	114.1	27.860	13.251	121.7	12.804	27.049	91.8	1:43.374	86.62	0.511	10:48:50.392
6-	22.457	112.7	27.897	13.245	121.1	12.727	IN PIT		1:44.085	P 86.03	1.222	10:50:34.477
7-	OUTLAP	113.3	28.175	13.207	119.1	12.657	27.421	89.7	5:06.017	29.26	3:23.154	10:55:40.494
8-	22.708	114.3	27.633	13.125	119.8	12.626	27.052	91.1	1:43.144	86.81	0.281	10:57:23.638
9-	22.559	115.1	27.678	13.307	119.4	12.524	26.846	91.5	1:42.914	(2) 87.00	0.051	10:59:06.552
10-	22.637	115.7	27.440	13.267	120.2	12.812	26.983	91.9	1:43.139	86.81	0.276	11:00:49.691
11-	22.270	118.3	27.948	13.087	120.9	12.723	26.835	91.6	1:42.863	(1) 87.05		11:02:32.554
12-	22.669	113.7	27.987	13.433	121.1	12.680	26.901	91.5	1:43.670	86.37	0.807	11:04:16.224
13-	22.676	114.3	27.509	13.430	118.5	12.652	26.759	91.3	1:43.026	(3) 86.91	0.163	11:05:59.250

P20 27		Ted WILKINSON					Honda - Team RMB					
IDEAL LAP TIME : 1:42.275		BEST LAP TIME : 1:43.237					DIFFERENCE : 0.962					
LAP	SECTOR 1	SECTOR 2	SECTOR 3	SECTOR 4	SECTOR 5	LAP TIME	MPH	DIFF	TIME OF DAY			
1-	OUTLAP	113.3	28.888	13.547	117.1	12.791	27.675	88.1				10:41:49.525
2-	22.973	112.0	28.049	13.571	116.7	12.603	26.822	89.0	1:44.018	86.08	0.781	10:43:33.543
3-	22.883	115.7	28.520	13.402	117.5	12.548	27.313	89.1	1:44.666	85.55	1.429	10:45:18.209
4-	22.790	114.7	28.088	13.530	115.1	13.183	27.965	89.7	1:45.556	84.83	2.319	10:47:03.765
5-	22.238	117.3	27.674	13.376	118.5	12.700	27.326	90.0	1:43.314	(2) 86.67	0.077	10:48:47.079
6-	22.371	114.3	28.281	13.448	116.1	12.421	26.987	89.9	1:43.508	86.50	0.271	10:50:30.587
7-	22.718	113.1	27.804	13.415	118.3	12.816	IN PIT		1:41.939	P 87.84		10:52:12.526
8-	OUTLAP	107.7	28.673	13.485	116.3	12.713	27.041	88.0	4:48.407	31.04	3:05.170	10:57:00.933
9-	23.157	109.6	28.194	13.576	115.3	12.646	26.903	89.3	1:44.476	D 85.70	1.239	10:58:45.409
10-	22.742	111.1	27.912	13.515	115.5	12.597	26.642	88.8	1:43.408	(3) 86.59	0.171	11:00:28.817
11-	22.786	110.9	28.103	13.345	116.7	12.439	26.886	88.8	1:43.559	86.46	0.322	11:02:12.376
12-	22.664	111.2	27.919	13.415	116.3	12.389	26.850	89.3	1:43.237	(1) 86.73		11:03:55.613

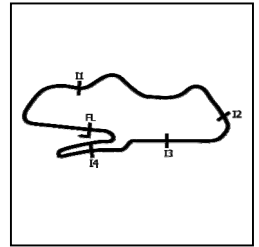
P21 19		Scott McPHEE					Honda - SMP Racing					
IDEAL LAP TIME : 1:42.925		BEST LAP TIME : 1:43.409					DIFFERENCE : 0.484					
LAP	SECTOR 1	SECTOR 2	SECTOR 3	SECTOR 4	SECTOR 5	LAP TIME	MPH	DIFF	TIME OF DAY			
1-	OUTLAP	104.5	29.474	13.756	121.7	13.262	28.552	89.4				10:41:55.656
2-	23.546	98.6	28.506	13.379	120.6	12.917	27.692	88.7	1:46.040	84.44	2.631	10:43:41.696
3-	22.749	109.6	27.915	13.336	119.8	13.460	27.522	90.0	1:44.982	85.29	1.573	10:45:26.678
4-	22.643	115.1	28.093	13.404	117.9	12.653	27.242	89.9	1:44.035	86.07	0.626	10:47:10.713
5-	22.660	115.1	27.894	13.389	117.7	12.566	27.029	90.5	1:43.538	(2) 86.48	0.129	10:48:54.251
6-	22.422	114.7	29.203	13.569	116.7	12.731	IN PIT		1:43.995	P 86.10	0.586	10:50:38.246
7-	OUTLAP	101.5	28.947	13.667	116.7	12.890	27.716	89.3	5:45.839	25.89	4:02.430	10:56:24.085
8-	22.644	114.5	27.956	13.401	117.5	12.745	27.475	89.1	1:44.221	85.91	0.812	10:58:08.306
9-	22.763	112.9	28.287	13.508	115.9	12.672	27.049	89.4	1:44.279	85.87	0.870	10:59:52.585
10-	22.943	106.8	28.063	13.335	118.3	12.509	26.926	89.8	1:43.776	(3) 86.28	0.367	11:01:36.361
11-	22.578	114.5	27.760	13.308	118.7	12.620	27.143	90.4	1:43.409	(1) 86.59		11:03:19.770
12-	22.741	109.2	27.928	13.415	117.7	12.635	27.135	89.0	1:43.854	86.22	0.445	11:05:03.624

MCRCB BULLETIN TK129

2023 Bennetts British Superbike Championship - Round 3

2023 R&G British Talent Cup

QUALIFYING - SECTOR ANALYSIS



SECTOR 1 = FL to I1, SECTOR 2 = I1 to I2, SECTOR 3 = I2 to I3, SECTOR 4 = I3 to I4, SECTOR 5 = I4 to FL, DIFF = Difference To Personal Best Lap, P = Crossed Finish Line in Pit Lane, D = Time Disallowed

P22 67		George BOWES					Honda - Microlise Cresswell Racing					
IDEAL LAP TIME : 1:43.085		BEST LAP TIME : 1:43.586					DIFFERENCE : 0.501					
LAP	SECTOR 1	SECTOR 2	SECTOR 3	SECTOR 4	SECTOR 5	LAP TIME	MPH	DIFF	TIME OF DAY			
1-	OUTLAP	100.9	29.883	13.836	120.0	13.301	28.754	89.4		10:42:36.205		
2-	22.799	112.9	28.314	13.487	120.4	13.152	27.936	89.8	1:45.688	84.72	2.102	10:44:21.893
3-	22.952	112.0	28.353	13.395	120.4	12.967	27.459	90.3	1:45.126	85.17	1.540	10:46:07.019
4-	22.794	113.5	27.890	13.314	120.4	12.761	27.297	90.8	1:44.056 (3)	86.05	0.470	10:47:51.075
5-	22.622	113.1	27.900	13.416	119.4	12.844	27.373	91.6	1:44.155	85.97	0.569	10:49:35.230
6-	22.475	112.7	27.742	13.272	120.2	12.909	27.188	91.6	1:43.586 (1)	86.44		10:51:18.816
7-	22.468	111.1	27.736	13.366	120.9	13.115	27.607	91.9	1:44.292	85.85	0.706	10:53:03.108
8-	22.488	110.5	27.679	13.334	118.9	13.087	27.911	91.4	1:44.499	85.68	0.913	10:54:47.607
9-	22.189	115.7	27.846	13.369	120.4	12.810	IN PIT		1:42.665 P	87.22		10:56:30.272
10-	OUTLAP	113.5	28.421	13.496	119.8	13.091	27.300	91.1	2:56.197 D	50.82	1:12.611	10:59:26.469
11-	22.603	113.3	27.906	13.268	120.9	12.903	27.319	92.0	1:43.999 (2)	86.10	0.413	11:01:10.468
12-	22.452	116.9	28.009	13.334	120.6	12.938	27.682	93.8	1:44.415	85.75	0.829	11:02:54.883
13-	22.189	116.7	29.713	13.571	120.0	13.136	27.458	91.5	1:46.067	84.42	2.481	11:04:40.950
14-	22.408	114.5	28.288	13.581	119.8	13.206	27.772	90.8	1:45.255	85.07	1.669	11:06:26.205

P23 11		Iwan JONES					Honda - Jones Brothers Racing Team					
IDEAL LAP TIME : 1:42.991		BEST LAP TIME : 1:43.712					DIFFERENCE : 0.721					
LAP	SECTOR 1	SECTOR 2	SECTOR 3	SECTOR 4	SECTOR 5	LAP TIME	MPH	DIFF	TIME OF DAY			
1-	OUTLAP	97.1	30.057	13.895	119.4	13.011	28.392	89.7				10:41:56.655
2-	22.803	108.9	28.860	13.592	118.9	12.859	28.284	90.5	1:46.398	84.16	2.686	10:43:43.053
3-	22.765	112.2	27.982	13.658	115.9	12.885	27.599	90.4	1:44.889	85.37	1.177	10:45:27.942
4-	22.643	114.3	28.530	13.489	116.1	12.938	27.345	89.5	1:44.945	85.32	1.233	10:47:12.887
5-	23.120	108.5	28.575	13.611	116.1	12.743	27.366	89.8	1:45.415	84.94	1.703	10:48:58.302
6-	22.798	112.2	28.307	13.591	117.9	12.601	27.128	90.4	1:44.425 (3)	85.75	0.713	10:50:42.727
7-	22.609	109.8	28.304	13.693	115.9	12.863	IN PIT		1:46.238 P	84.28	2.526	10:52:28.965
8-	OUTLAP	106.3	28.672	13.464	116.9	12.979	30.196	89.8	4:56.030	30.24	3:12.318	10:57:24.995
9-	22.836	112.2	28.180	13.497	115.9	12.922	27.563	89.5	1:44.998	85.28	1.286	10:59:09.993
10-	22.526	113.9	27.861	13.356	117.1	12.690	27.279	90.5	1:43.712 (1)	86.33		11:00:53.705
11-	22.794	105.0	27.901	13.251	118.3	12.750	27.808	89.3	1:44.504	85.68	0.792	11:02:38.209
12-	22.730	110.9	28.082	13.487	118.1	13.341	27.556	91.3	1:45.196	85.12	1.484	11:04:23.405
13-	22.376	116.3	27.635	13.396	116.9	12.769	27.600	90.4	1:43.776 (2)	86.28	0.064	11:06:07.181

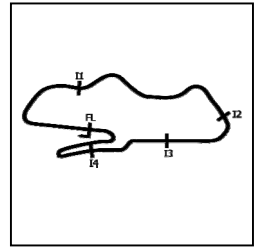
P24 70		Oilly HORNER					Honda - Mortimer Racing Victoria House Academy					
IDEAL LAP TIME : 1:43.600		BEST LAP TIME : 1:43.746					DIFFERENCE : 0.146					
LAP	SECTOR 1	SECTOR 2	SECTOR 3	SECTOR 4	SECTOR 5	LAP TIME	MPH	DIFF	TIME OF DAY			
1-	OUTLAP	94.6	29.891	13.824	114.5	13.557	28.675	88.4				10:41:59.699
2-	23.116	112.2	28.325	13.609	117.5	13.152	27.873	88.7	1:46.075	84.41	2.329	10:43:45.774
3-	23.108	109.2	28.218	13.484	116.5	12.979	28.027	89.9	1:45.816	84.62	2.070	10:45:31.590
4-	22.789	112.2	28.857	13.572	114.3	12.970	27.694	88.8	1:45.882	84.57	2.136	10:47:17.472
5-	22.770	110.7	28.932	13.407	116.1	13.211	27.813	88.1	1:46.133	84.37	2.387	10:49:03.605
6-	22.794	113.3	28.096	13.598	115.3	12.734	27.208	89.2	1:44.430 (3)	85.74	0.684	10:50:48.035
7-	23.291	110.7	29.163	13.643	115.9	12.984	27.620	89.4	1:46.701	83.92	2.955	10:52:34.736
8-	22.674	112.9	28.203	14.307	108.9	13.600	28.106	88.3	1:46.890	83.77	3.144	10:54:21.626
9-	22.705	112.7	29.305	14.003	114.7	13.595	IN PIT		1:51.229 P	80.50	7.483	10:56:12.855
10-	OUTLAP	108.5	28.940	13.778	114.9	13.042	27.567	88.3	2:12.577	67.54	28.831	10:58:25.432
11-	22.817	113.3	28.147	13.520	116.1	12.810	27.082	88.6	1:44.376 (2)	85.79	0.630	11:00:09.808
12-	23.143	108.7	29.367	13.685	115.9	12.914	27.572	88.8	1:46.681	83.93	2.935	11:01:56.489
13-	22.680	113.3	28.159	13.667	116.1	12.808	27.210	89.0	1:44.524	85.66	0.778	11:03:41.013
14-	22.580	113.5	27.959	13.517	116.3	12.770	26.920	88.5	1:43.746 (1)	86.31		11:05:24.759

MCRCB BULLETIN TK129

2023 Bennetts British Superbike Championship - Round 3

2023 R&G British Talent Cup

QUALIFYING - SECTOR ANALYSIS



SECTOR 1 = FL to I1, SECTOR 2 = I1 to I2, SECTOR 3 = I2 to I3, SECTOR 4 = I3 to I4, SECTOR 5 = I4 to FL, DIFF = Difference To Personal Best Lap, P = Crossed Finish Line in Pit Lane, D = Time Disallowed

P25 41		Luca HOPKINS					Honda - Barnsdale Leisure / SP125 Racing					
IDEAL LAP TIME : 1:44.085		BEST LAP TIME : 1:44.243					DIFFERENCE : 0.158					
LAP	SECTOR 1	SECTOR 2	SECTOR 3	SECTOR 4	SECTOR 5	LAP TIME	MPH	DIFF	TIME OF DAY			
1-	OUTLAP	103.0	29.863	13.478	122.9	13.059	28.452	90.3		10:41:57.528		
2-	23.158	106.1	29.118	13.920	120.6	13.125	28.142	90.5	1:47.463	83.32	3.220	10:43:44.991
3-	23.034	107.8	28.515	13.421	120.9	13.068	27.836	90.8	1:45.874	84.57	1.631	10:45:30.865
4-	22.876	108.9	28.886	13.456	119.6	12.759	27.186	90.0	1:45.163	85.14	0.920	10:47:16.028
5-	22.985	109.2	28.638	13.661	117.3	12.921	27.108	91.0	1:45.313	85.02	1.070	10:49:01.341
6-	22.798	108.0	28.652	13.527	118.3	12.826	27.267	90.1	1:45.070 (3)	85.22	0.827	10:50:46.411
7-	22.982	106.3	28.851	13.493	119.4	12.975	IN PIT		1:45.327 P	85.01	1.084	10:52:31.738
8-	OUTLAP	103.7	29.081	13.478	117.5	12.968	27.749	89.9	3:27.383	43.17	1:43.140	10:55:59.121
9-	23.137	107.3	28.603	13.475	118.5	12.911	27.583	90.5	1:45.709	84.70	1.466	10:57:44.830
10-	23.063	107.2	28.577	13.389	119.4	12.909	27.465	91.3	1:45.403	84.95	1.160	10:59:30.233
11-	22.702	108.9	28.333	13.244	120.2	12.698	27.266	91.0	1:44.243 (1)	85.89		11:01:14.476
12-	22.906	107.7	28.724	13.432	119.6	12.731	27.323	91.0	1:45.116	85.18	0.873	11:02:59.592
13-	22.914	108.2	28.432	13.384	120.0	12.775	27.400	90.8	1:44.905 (2)	85.35	0.662	11:04:44.497
14-	22.984	107.8	28.541	13.551	117.1	12.813	27.536	91.6	1:45.425	84.93	1.182	11:06:29.922

P26 8		Alfie DAVIDSON					Honda - Banks Racing					
IDEAL LAP TIME : 1:44.332		BEST LAP TIME : 1:44.380					DIFFERENCE : 0.048					
LAP	SECTOR 1	SECTOR 2	SECTOR 3	SECTOR 4	SECTOR 5	LAP TIME	MPH	DIFF	TIME OF DAY			
1-	OUTLAP					27.864	90.1					10:41:54.552
2-						27.650	89.7		1:44.380 (1)	85.78		10:43:38.932
3-		28.079	13.884	104.5		IN PIT			1:48.904 P	82.22	4.524	10:45:27.836

P27 28		Charlie BARNES					Honda - Talentum Motorsport by Azure Notions					
IDEAL LAP TIME : 1:44.956		BEST LAP TIME : 1:45.773					DIFFERENCE : 0.817					
LAP	SECTOR 1	SECTOR 2	SECTOR 3	SECTOR 4	SECTOR 5	LAP TIME	MPH	DIFF	TIME OF DAY			
1-	OUTLAP	104.5	29.857	13.544	120.4	13.157	28.662	88.6				10:41:58.094
2-	22.962	108.2	28.810	13.698	117.5	12.986	28.216	90.3	1:46.672	83.94	0.899	10:43:44.766
3-	22.835	110.0	28.713	13.468	118.1	13.013	28.537	89.9	1:46.566	84.02	0.793	10:45:31.332
4-	22.753	112.2	28.838	13.559	117.1	13.030	27.630	90.1	1:45.810 (2)	84.62	0.037	10:47:17.142
5-	22.878	112.0	28.920	13.770	104.0	14.383	28.650	89.9	1:48.601	82.45	2.828	10:49:05.743
6-	22.861	111.8	28.999	13.607	117.9	13.005	IN PIT		1:48.101 P	82.83	2.328	10:50:53.844
7-	OUTLAP	110.9	28.666	13.611	117.3	12.945	27.414	90.0	3:52.164	38.56	2:06.391	10:54:46.008
8-	22.913	107.7	28.589	13.518	117.3	13.095	27.658	89.4	1:45.773 (1)	84.65		10:56:31.781
9-	22.987	111.8	28.745	13.780	116.7	13.193	28.097	89.4	1:46.802	83.84	1.029	10:58:18.583
10-	23.746	102.7	30.012	14.026	116.5	13.073	IN PIT		1:51.147 P	80.56	5.374	11:00:09.730
11-	OUTLAP	104.0	28.730	13.494	117.5	12.855	27.926	84.6	2:06.787	70.62	21.014	11:02:16.517
12-	25.155	105.3	29.925	13.677	117.7	13.010	27.572	90.5	1:49.339	81.89	3.566	11:04:05.856
13-	22.939	112.7	28.466	13.602	118.3	13.084	28.123	89.9	1:46.214 (3)	84.30	0.441	11:05:52.070

MCRCB BULLETIN TK130

2023 Bennetts British Superbike Championship - Round 3

2023 R&G British Talent Cup

QUALIFYING - BEST SECTORS

SECTOR 1		SECTOR 2		SECTOR 3		SECTOR 4		SECTOR 5		IDEAL / BEST COMPARISON											
POS	NO	TIME	NO	TIME	NO	TIME	NO	TIME	NO	TIME	POS	NO	NAME	IDEAL	BEST	DIFF					
														PERFECT LAP	1:39.096						
1	4	MOU	21.869	52	BEL	26.814	4	MOU	12.870	29	BRO	11.503	24	FRO	26.040	1	29	BROWN	1:39.937	1:41.164	1.227
2	65	ROW	22.000	29	BRO	26.892	7	McC	12.923	52	BEL	12.129	55	DES	26.112	2	52	BELFORD	1:40.116	1:40.167	0.051
3	7	McC	22.014	55	DES	26.927	24	FRO	12.958	4	MOU	12.131	52	BEL	26.133	3	4	MOUNSEY	1:40.183	1:40.276	0.093
4	55	DES	22.030	4	MOU	27.012	2	BAN	12.992	24	FRO	12.160	65	ROW	26.192	4	55	DESSOY	1:40.308	1:40.851	0.543
5	52	BEL	22.033	65	ROW	27.036	52	BEL	13.007	40	COR	12.176	4	MOU	26.301	5	24	FROST	1:40.617	1:40.760	0.143
6	29	BRO	22.059	7	McC	27.207	65	ROW	13.011	55	DES	12.184	40	COR	26.313	6	65	ROWAN	1:40.656	1:41.053	0.397
7	48	WAL	22.114	40	COR	27.207	55	DES	13.055	75	SUR	12.297	7	McC	26.346	7	7	McCABE	1:40.805	1:41.243	0.438
8	24	FRO	22.131	2	BAN	27.238	66	HAR	13.087	7	McC	12.315	29	BRO	26.393	8	40	CORREA	1:40.946	1:41.375	0.429
9	40	COR	22.138	48	WAL	27.263	29	BRO	13.090	2	BAN	12.331	99	WIL	26.470	9	2	BANNISTER	1:41.378	1:41.945	0.567
10	2	BAN	22.141	71	GOO	27.274	40	COR	13.112	27	WIL	12.376	61	MAC	26.492	10	48	WALKER	1:41.805	1:42.300	0.495
11	71	GOO	22.157	24	FRO	27.328	64	EDM	13.115	48	WAL	12.398	88	PYL	26.522	11	71	GOODMAN	1:41.904	1:42.361	0.457
12	99	WIL	22.161	64	EDM	27.432	48	WAL	13.126	65	ROW	12.417	76	HUN	26.581	12	99	WILLIS	1:42.041	1:42.138	0.097
13	67	BOW	22.189	88	PYL	27.432	76	HUN	13.143	61	MAC	12.448	42	JOL	26.623	13	88	PYLYPENKO	1:42.051	1:42.840	0.789
14	27	WIL	22.238	66	HAR	27.440	71	GOO	13.154	71	GOO	12.471	27	WIL	26.642	14	66	HARRIS	1:42.080	1:42.863	0.783
15	66	HAR	22.270	76	HUN	27.477	99	WIL	13.165	99	WIL	12.491	2	BAN	26.676	15	76	HUNTINGFORD	1:42.082	1:42.433	0.351
16	64	EDM	22.288	42	JOL	27.478	42	JOL	13.170	64	EDM	12.492	75	SUR	26.731	16	64	EDMUNDS	1:42.132	1:42.528	0.396
17	88	PYL	22.345	11	JON	27.635	88	PYL	13.219	19	McP	12.509	66	HAR	26.759	17	27	WILKINSON	1:42.275	1:43.237	0.962
18	76	HUN	22.368	75	SUR	27.664	41	HOP	13.244	76	HUN	12.513	64	EDM	26.805	18	75	SUROWIAK	1:42.386	1:42.537	0.151
19	11	JON	22.376	61	MAC	27.669	11	JON	13.251	66	HAR	12.524	71	GOO	26.848	19	42	JOLLIFFE	1:42.400	1:42.852	0.452
20	8	DAV	22.417	27	WIL	27.674	67	BOW	13.268	42	JOL	12.531	48	WAL	26.904	20	61	MACKAY	1:42.490	1:42.568	0.078
21	75	SUR	22.420	67	BOW	27.679	75	SUR	13.274	88	PYL	12.533	70	HOR	26.920	21	19	McPHEE	1:42.925	1:43.409	0.484
22	19	McP	22.422	99	WIL	27.754	61	MAC	13.279	11	JON	12.601	19	McP	26.926	22	11	JONES	1:42.991	1:43.712	0.721
23	70	HOR	22.580	19	McP	27.760	19	McP	13.308	41	HOP	12.698	41	HOP	27.108	23	67	BOWES	1:43.085	1:43.586	0.501
24	42	JOL	22.598	70	HOR	27.959	27	WIL	13.345	70	HOR	12.734	11	JON	27.128	24	70	HORNER	1:43.600	1:43.746	0.146
25	61	MAC	22.602	8	DAV	28.079	70	HOR	13.407	67	BOW	12.761	67	BOW	27.188	25	41	HOPKINS	1:44.085	1:44.243	0.158
26	41	HOP	22.702	41	HOP	28.333	8	DAV	13.422	8	DAV	12.764	28	BAR	27.414	26	8	DAVIDSON	1:44.332	1:44.380	0.048
27	28	BAR	22.753	28	BAR	28.466	28	BAR	13.468	28	BAR	12.855	8	DAV	27.650	27	28	BARNES	1:44.956	1:45.773	0.817

MCRCB BULLETIN TK131**2023 Bennetts British Superbike Championship - Round 3****2023 R&G British Talent Cup****QUALIFYING - BEST SPEEDS**

POS	INTERMEDIATE 1			INTERMEDIATE 2			INTERMEDIATE 3			INTERMEDIATE 4			FINISH LINE		
	NO	NAME	MPH	NO	NAME	MPH	NO	NAME	MPH	NO	NAME	MPH	NO	NAME	MPH
1	4	MOUNSEY	121.5				4	MOUNSEY	124.0				67	BOWES	93.8
2	52	BELFORD	120.4				48	WALKER	123.8				4	MOUNSEY	93.2
3	24	FROST	120.0				65	ROWAN	123.5				66	HARRIS	93.0
4	65	ROWAN	119.8				7	McCABE	123.5				7	McCABE	92.8
5	55	DESSOY	119.4				66	HARRIS	123.5				64	EDMUNDS	92.6
6	40	CORREA	119.4				52	BELFORD	122.9				24	FROST	92.5
7	29	BROWN	118.9				41	HOPKINS	122.9				52	BELFORD	92.1
8	71	GOODMAN	118.7				24	FROST	122.2				65	ROWAN	92.1
9	66	HARRIS	118.3				99	WILLIS	122.2				40	CORREA	92.1
10	2	BANNISTER	118.1				64	EDMUNDS	122.0				99	WILLIS	92.1
11	88	PYLYPENKO	117.7				40	CORREA	121.7				71	GOODMAN	91.8
12	64	EDMUNDS	117.5				71	GOODMAN	121.7				55	DESSOY	91.6
13	7	McCABE	117.3				19	McPHEE	121.7				41	HOPKINS	91.6
14	27	WILKINSON	117.3				8	DAVIDSON	121.3				42	JOLLIFFE	91.4
15	67	BOWES	116.9				55	DESSOY	121.1				11	JONES	91.3
16	48	WALKER	116.5				67	BOWES	120.9				48	WALKER	90.9
17	76	HUNTINGFORD	116.3				2	BANNISTER	120.6				76	HUNTINGFORD	90.9
18	11	JONES	116.3				61	MACKAY	120.6				61	MACKAY	90.9
19	61	MACKAY	115.1				76	HUNTINGFORD	120.4				75	SUROWIAK	90.5
20	19	McPHEE	115.1				28	BARNES	120.4				19	McPHEE	90.5
21	99	WILLIS	114.7				42	JOLLIFFE	120.2				28	BARNES	90.5
22	75	SUROWIAK	113.9				29	BROWN	120.0				2	BANNISTER	90.3
23	70	HORNER	113.5				11	JONES	119.4				29	BROWN	90.1
24	42	JOLLIFFE	113.3				75	SUROWIAK	118.5				8	DAVIDSON	90.1
25	28	BARNES	112.7				27	WILKINSON	118.5				27	WILKINSON	90.0
26	8	DAVIDSON	112.5				88	PYLYPENKO	117.9				88	PYLYPENKO	89.9
27	41	HOPKINS	109.2				70	HORNER	117.5				70	HORNER	89.9

MCRCB BULLETIN TK132

2023 Bennetts British Superbike Championship - Round 3

2023 R&G British Talent Cup

QUALIFYING - STATISTICS

Competitors Started	27
Planned Start	2023-05-20 @ 10:40:00.000
Actual Start	2023-05-20 @ 10:40:01.500
Finish Time	2023-05-20 @ 11:05:01.500
Track Length	2.4873mi.
Total Laps	357
Total Distance Covered	887.9835mi.

Session Fastest Lap History

NO	NAME	LAP TIME	TIME OF DAY	LAP	VEHICLE
2	Josh BANNISTER	1:44.420	10:43:33.171	2	Honda
27	Ted WILKINSON	1:44.018	10:43:33.543	2	Honda
52	Evan BELFORD	1:41.582	10:43:33.873	2	Honda
55	Harrison DESSOY	1:41.257	10:45:37.967	3	Honda
4	Sullivan MOUNSEY	1:41.237	10:45:38.406	3	Honda
55	Harrison DESSOY	1:41.131	10:47:19.098	4	Honda
4	Sullivan MOUNSEY	1:41.055	10:47:19.461	4	Honda
55	Harrison DESSOY	1:41.001	10:49:00.099	5	Honda
55	Harrison DESSOY	1:40.922	10:52:22.320	7	Honda
4	Sullivan MOUNSEY	1:40.276	11:00:54.049	12	Honda
52	Evan BELFORD	1:40.167	11:06:02.604	12	Honda

Flag History

TYPE	TIME OF DAY
GREEN	10:40:01.500
FINISH	11:05:01.500

Flag Statistics

TYPE	COUNT	TOTAL LAPS	TOTAL TIME
Green	1	15	28:28.052
Red	0	0	0.000
Safety Car	0	0	0.000
FCY	0	0	0.000

MCRCB BULLETIN TK133

2023 Bennetts British Superbike Championship - Round 3

2023 R&G British Talent Cup

QUALIFYING - SESSION NOTES

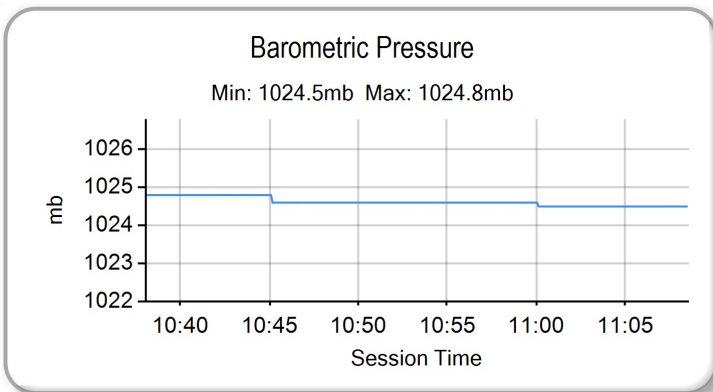
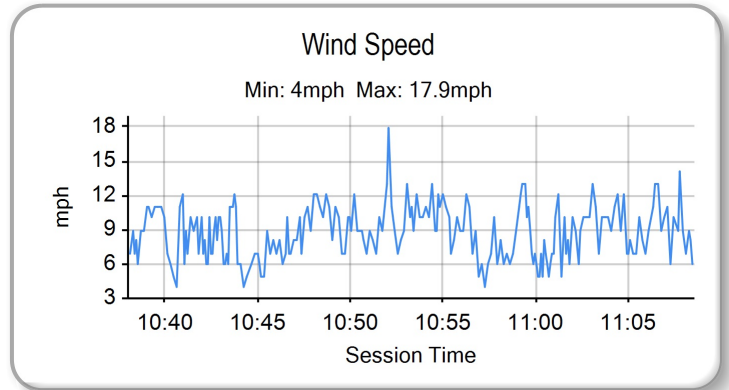
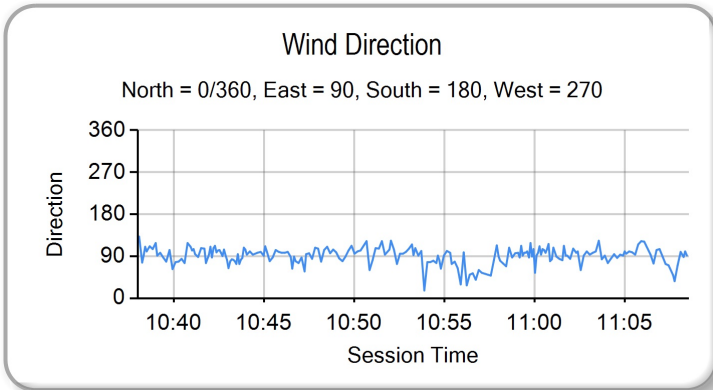
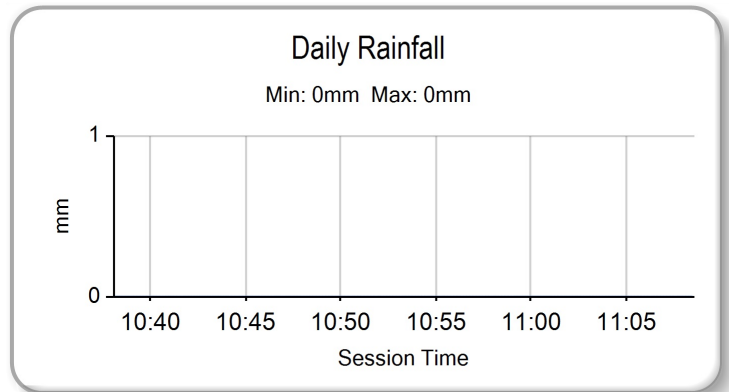
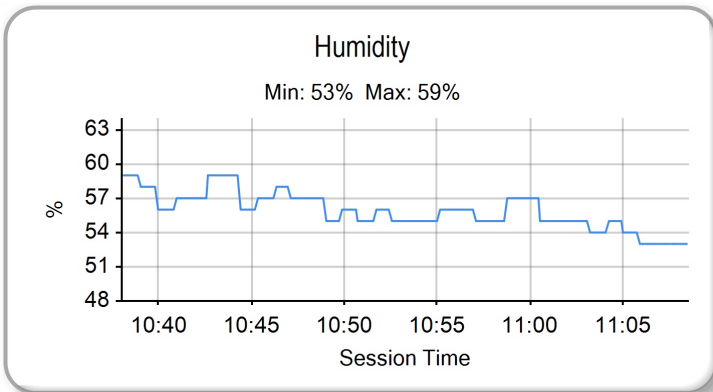
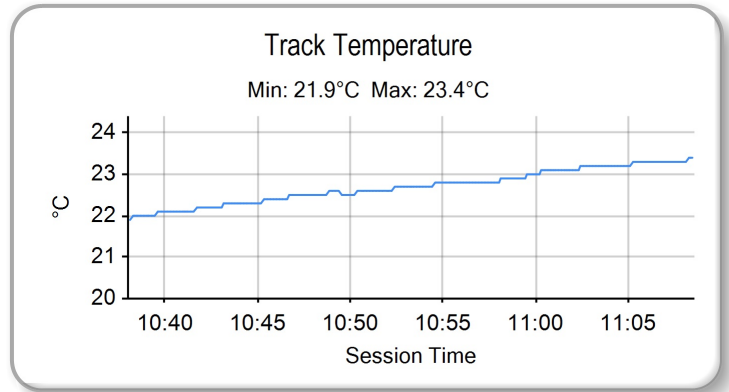
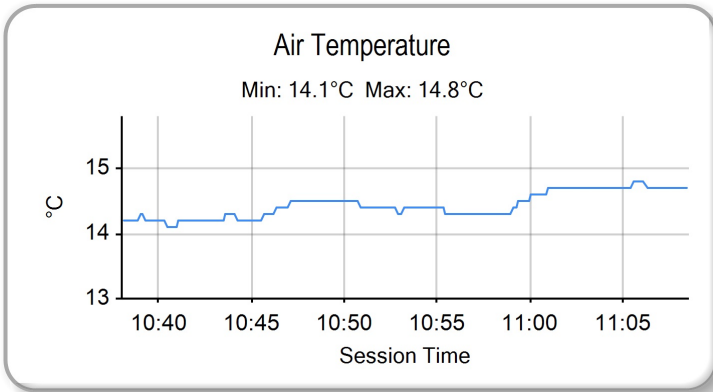
TIME	MESSAGE
10:42:55	NO.61 EXCEEDED TRACK LIMITS T4 - LAP TIME CANCELLED
10:44:36	NO.40 EXCEEDED TRACK LIMITS T4 - LAP TIME CANCELLED
10:45:09	BLACK/ORANGE FLAG NO. 8
10:47:01	NO.25 COURSE CUT T9/10 - LAP TIME CANCELLED
10:51:05	NO.27 EXCEEDED TRACK LIMITS T1 - LAP TIME CANCELLED
10:51:16	NO.2 EXCEEDED TRACK LIMITS T4 - LAP TIME CANCELLED
10:51:29	NO.4 EXCEEDED TRACK LIMITS T4 - LAP TIME CANCELLED
10:52:41	NO.42 COURSE CUT T9/10 - LAP TIME CANCELLED
10:54:51	NO.4 EXCEEDED TRACK LIMITS T4 - LAP TIME CANCELLED
10:56:20	NO.29 EXCEEDED TRACK LIMITS T4 - LAP TIME CANCELLED
10:57:30	NO.27 EXCEEDED TRACK LIMITS T1 - LAP TIME CANCELLED
10:58:16	NO.4 EXCEEDED TRACK LIMITS T4 - LAP TIME CANCELLED
10:58:33	NO.67 EXCEEDED TRACK LIMITS T4 - LAP TIME CANCELLED
11:01:56	NO.55 EXCEEDED TRACK LIMITS T4 - LAP TIME CANCELLED
11:02:24	NO.29 COURSE CUT T9/10 - LAP TIME CANCELLED
11:05:10	NO.7 COURSE CUT T9/10 - LAP TIME CANCELLED
11:05:52	NO.27 FALLER AT T11 MELBOURNE HAIRPIN - RIDER OK
11:06:05	NO.29 COURSE CUT T9/10 - LAP TIME CANCELLED

MCRCB BULLETIN TK134

2023 Bennetts British Superbike Championship - Round 3

2023 R&G British Talent Cup

QUALIFYING - WEATHER CONDITIONS



RACE 1 - GRID (14 Laps)

ROW 9	27	28	Charlie BARNES	1:45.773	26	8	Alfie DAVIDSON	1:44.380	25	41	Luca HOPKINS	1:44.243
ROW 8	24	70	Olly HORNER	1:43.746	23	11	Iwan JONES	1:43.712	22	67	George BOWES	1:43.586
ROW 7	21	19	Scott McPHEE	1:43.409	20	27	Ted WILKINSON	1:43.237	19	66	Ronnie HARRIS	1:42.863
ROW 6	18	42	Ben JOLLIFFE	1:42.852	17	88	Sviatoslav PYLYPENKO	1:42.840	16	61	Harrison MACKAY	1:42.568
ROW 5	15	75	Filip SUROWIAK	1:42.537	14	64	Clayton EDMUNDS	1:42.528	13	76	Charlie HUNTINGFORD	1:42.433
ROW 4	12	71	Daniel GOODMAN	1:42.361	11	48	Ollie WALKER	1:42.300	10	99	Peter WILLIS	1:42.138
ROW 3	9	2	Josh BANNISTER	1:41.945	8	40	Julian CORREA	1:41.375	7	7	Harley McCABE	1:41.243
ROW 2	6	29	Lucas BROWN	1:41.164	5	65	Alexander ROWAN	1:41.053	4	55	Harrison DESSOY	1:40.851
ROW 1	3	24	Ryan FROST	1:40.760	2	4	Sullivan MOUNSEY	1:40.276	1	52	Evan BELFORD	1:40.167
Pole												

Donington Park GP: 2.4873 miles

These results are provisional until the conclusion of any judicial and technical matters.

Race Director : Stuart Higgs <i>S. Higgs</i>	Stewards :	Timekeeper : Richard Evans <i>R. EVANS</i>
<small>Digitally Approved at 11:27 Saturday, 20 May 2023</small>		<small>Digitally Approved at 11:23 Saturday, 20 May 2023</small>

Results can be found at www.britishsuperbike.com

Printed - 11:15 Saturday, 20 May 2023

