

QUALIFYING - CLASSIFICATION

POS	NO	NAME	NAT	ENTRY	TIME	ON	LAPS	GAP	DIFF	MPH
1	52	Evan BELFORD	GBR	Honda - City Lifting / RS Racing	1:35.614	10	13			91.61
2	43	Amanuel BRINTON	GBR	Honda - Kovara Projects / RS Racing	1:36.089	13	13	0.475	0.475	91.16
3	7	Harley McCABE	GBR	Honda - McCabe Racing	1:37.226	12	14	1.612	1.137	90.09
4	55	Harrison DESSOY	GBR	Honda - Microlise Cresswell Racing / Eastern Garage f	1:37.310	15	15	1.696	0.084	90.01
5	24	Ryan FROST	GBR	Honda - Talentum Motorsport by Azure Notions	1:37.419	12	12	1.805	0.109	89.91
6	19	Scott McPHEE	GBR	Honda - SMP Racing	1:37.470	14	15	1.856	0.051	89.87
7	48	Ollie WALKER	GBR	Honda - VisionTrack Racing Team	1:37.629	13	14	2.015	0.159	89.72
8	4	Sullivan MOUNSEY	GBR	Honda - Wilson Racing / Maddison Media	1:37.681	14	14	2.067	0.052	89.67
9	75	Filip SUROWIAK	POL	Honda - FS75 Racing / FAB Racing	1:37.714	12	14	2.100	0.033	89.64
10	23	Rhys STEPHENSON	GBR	Honda - Rocket Racing	1:37.721	14	14	2.107	0.007	89.64
11	29	Lucas BROWN	GBR	Honda - Amphibian Scaffolding / SP125 Racing	1:37.727	13	15	2.113	0.006	89.63
12	66	Ronnie HARRIS	GBR	Honda - Kovara Projects / RS Racing	1:37.732	12	13	2.118	0.005	89.63
13	42	Ben JOLLIFFE	GBR	Honda - Wilson Racing	1:37.952	15	15	2.338	0.220	89.42
14	33	Eli BANISH	USA	Honda - VisionTrack Racing Team	1:38.042	14	15	2.428	0.090	89.34
15	40	Julian CORREA	USA	Honda - Microlise Cresswell Racing	1:38.046	15	15	2.432	0.004	89.34
16	61	Harrison MACKAY	GBR	Honda - Wilson Racing / HMR	1:38.058	14	15	2.444	0.012	89.33
17	2	Josh BANNISTER	GBR	Honda - Dunsley Heat Racing	1:38.316	14	15	2.702	0.258	89.09
18	99	Peter WILLIS	GBR	Honda - Belfast Chauffeur Hire by WM-Racing	1:38.605	6	15	2.991	0.289	88.83
19	76	Charlie HUNTINGFORD	GBR	Honda - Opteven Mototechniks	1:38.850	9	13	3.236	0.245	88.61
20	65	Alexander ROWAN	GBR	Honda - Mortimer Racing Victoria House Academy	1:38.898	10	15	3.284	0.048	88.57
21	64	Clayton EDMUNDS	GBR	Honda - City Lifting / RS Racing	1:38.983	10	13	3.369	0.085	88.49
22	71	Daniel GOODMAN	GBR	Honda - VisionTrack Racing Team	1:39.333	11	12	3.719	0.350	88.18
23	88	Sviatoslav PYLYPENKO	UKR	Honda - Microlise Cresswell Racing	1:39.382	12	12	3.768	0.049	88.14
24	11	Iwan JONES	GBR	Honda - Jones Brothers Racing Team	1:39.504	13	13	3.890	0.122	88.03
25	28	Charlie BARNES	GBR	Honda - Talentum Motorsport by Azure Notions	1:39.533	11	14	3.919	0.029	88.00
26	67	George BOWES	GBR	Honda - Microlise Cresswell Racing	1:39.558	14	15	3.944	0.025	87.98
27	8	Alfie DAVIDSON	GBR	Honda - Banks Racing	1:39.925	6	7	4.311	0.367	87.66

QUALIFYING LAPTIME (110.0% of 1:35.614) = 1:45.175

#33 - Lap 10 time cancelled - Exceeded track limits at T1.
 #40 - Lap 10 time cancelled - Exceeded track limits at T3.
 #2 - Lap 13 time cancelled - Exceeded track limits at T1.

Weather / Track : Cloudy / Dry

These results are provisional until the conclusion of any judicial and technical matters.

Brands Hatch GP: 2.4332 miles

Date: 22/07/2023 Start: 09:00 Finish: 09:25

Race Director : Stuart Higgs

Stewards :

Timekeeper : Richard Evans

S. Higgs

R. EVANS

Digitally Approved at 09:42 Saturday, 22 July 2023

Digitally Approved at 09:37 Saturday, 22 July 2023

Results can be found at www.britishsuperbike.com

Printed - 09:28 Saturday, 22 July 2023

MCRCB BULLETIN TK111

2023 Bennetts British Superbike Championship - Round 6

2023 R&G British Talent Cup

QUALIFYING - SECTOR ANALYSIS



SECTOR 1 = FL to I1, SECTOR 2 = I1 to I2, SECTOR 3 = I2 to I3, SECTOR 4 = I3 to FL, DIFF = Difference To Personal Best Lap, P = Crossed Finish Line in Pit Lane, D = Time Disallowed

P1 52		Evan BELFORD				Honda - City Lifting / RS Racing						
IDEAL LAP TIME : 1:35.344		BEST LAP TIME : 1:35.614				DIFFERENCE : 0.270						
LAP	SECTOR 1	SECTOR 2		SECTOR 3		SECTOR 4		LAP TIME	MPH	DIFF	TIME OF DAY	
1 -	OUTLAP	96.5	18.782	124.7	26.475	82.7	24.045	119.6	1:42.619	85.36	7.005	09:02:16.012
2 -	31.197	99.4	18.049	126.8	26.197	87.6	23.595	120.6	1:39.038	88.44	3.424	09:03:55.050
3 -	30.738	98.5	17.988	127.5	25.722	80.2	23.552	122.6	1:38.000	89.38	2.386	09:05:33.050
4 -	33.661	94.1	19.801	125.6	26.084	84.0	23.945	122.2	1:43.491	84.64	7.877	09:07:16.541
5 -	31.418	99.5	17.913	127.3	25.328	90.3	23.333	121.5	1:37.992	89.39	2.378	09:08:54.533
6 -	30.895	99.7	17.964	126.3	25.809	82.7	IN PIT		5:30.031	P 26.54	3:54.417	09:14:24.564
7 -	OUTLAP	92.9	18.606	123.8	26.339	85.7	23.844	119.4	1:42.583	85.39	6.969	09:16:07.147
8 -	30.819	97.5	17.870	124.5	25.323	89.0	23.177	120.2	1:37.189	90.13	1.575	09:17:44.336
9 -	30.282	98.8	17.529	127.8	25.557	90.5	23.104	120.4	1:36.472 (3)	90.80	0.858	09:19:20.808
10 -	30.224	98.3	17.592	126.1	24.860	91.3	22.938	122.9	1:35.614 (1)	91.61		09:20:56.422
11 -	32.814	92.5	18.553	117.9	26.120	86.7	23.519	120.2	1:41.006	86.72	5.392	09:22:37.428
12 -	32.528	98.6	17.817	124.5	25.741	89.4	23.399	122.0	1:39.485	88.05	3.871	09:24:16.913
13 -	30.017	100.4	17.669	125.2	25.259	90.9	22.962	121.5	1:35.907 (2)	91.33	0.293	09:25:52.820

P2 43		Amanuel BRINTON				Honda - Kovara Projects / RS Racing						
IDEAL LAP TIME : 1:35.619		BEST LAP TIME : 1:36.089				DIFFERENCE : 0.470						
LAP	SECTOR 1	SECTOR 2		SECTOR 3		SECTOR 4		LAP TIME	MPH	DIFF	TIME OF DAY	
1 -	OUTLAP	98.2	19.429	121.1	27.251	86.3	25.983	116.5	1:44.743	83.63	8.654	09:02:59.047
2 -	30.952	100.3	17.993	127.0	26.065	92.1	23.613	118.9	1:38.623	88.82	2.534	09:04:37.670
3 -	30.546	100.6	18.061	124.7	26.029	92.9	23.389	119.8	1:38.025	89.36	1.936	09:06:15.695
4 -	30.460	99.8	17.841	126.3	25.681	92.6	23.421	120.4	1:37.403 (3)	89.93	1.314	09:07:53.098
5 -	34.009	97.6	18.352	126.1	26.700	84.9	24.592	119.6	1:43.653	84.51	7.564	09:09:36.751
6 -	30.414	101.3	17.999	125.9	26.244	89.4	23.500	120.9	1:38.157	89.24	2.068	09:11:14.908
7 -	31.107	98.9	18.493	122.4	26.716	88.0	IN PIT		4:40.658	P 31.21	3:04.569	09:15:55.566
8 -	OUTLAP	98.9	17.993	124.5	26.608	85.9	24.230	120.6	1:41.137	86.61	5.048	09:17:36.703
9 -	30.324	100.7	17.872	126.3	26.252	88.3	24.442	120.6	1:38.890	88.58	2.801	09:19:15.593
10 -	30.280	100.6	17.594	129.0	25.208	94.9	23.045	123.1	1:36.127 (2)	91.12	0.038	09:20:51.720
11 -	30.130	100.4	17.697	126.8	25.134	95.0	26.344	118.5	1:39.305	88.21	3.216	09:22:31.025
12 -	29.846	102.2	17.670	127.5	26.291	82.6	23.892	121.5	1:37.699	89.66	1.610	09:24:08.724
13 -	29.859	101.9	17.731	126.6	25.310	95.0	23.189	120.9	1:36.089 (1)	91.16		09:25:44.813

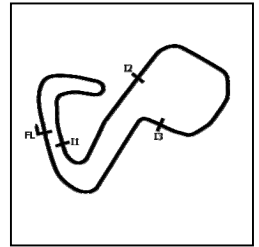
P3 7		Harley McCABE				Honda - McCabe Racing						
IDEAL LAP TIME : 1:37.059		BEST LAP TIME : 1:37.226				DIFFERENCE : 0.167						
LAP	SECTOR 1	SECTOR 2		SECTOR 3		SECTOR 4		LAP TIME	MPH	DIFF	TIME OF DAY	
1 -	OUTLAP	93.7	19.112	124.0	26.734	87.0	23.866	120.0	1:42.944	85.09	5.718	09:02:18.106
2 -	31.093	100.0	18.286	124.5	25.846	91.4	23.474	119.8	1:38.699	88.75	1.473	09:03:56.805
3 -	30.816	99.5	18.135	126.6	25.706	91.1	23.652	120.0	1:38.309	89.10	1.083	09:05:35.114
4 -	31.238	95.1	18.808	119.1	26.862	85.1	26.045	117.9	1:42.953	85.08	5.727	09:07:18.067
5 -	32.018	98.1	19.887	122.9	26.044	86.4	23.552	122.9	1:41.501	86.30	4.275	09:08:59.568
6 -	30.843	98.8	18.112	125.4	25.774	91.9	23.352	119.8	1:38.081	89.31	0.855	09:10:37.649
7 -	30.925	98.3	18.048	125.4	25.594	91.8	23.290	120.2	1:37.857 (3)	89.51	0.631	09:12:15.506
8 -	32.293	96.6	19.880	118.1	27.471	87.7	IN PIT		2:50.929	P 51.24	1:13.703	09:15:06.435
9 -	OUTLAP	92.5	18.462	124.7	26.560	91.1	23.851	118.5	1:45.867	82.74	8.641	09:16:52.302
10 -	30.800	98.2	18.122	124.2	25.715	93.3	23.526	120.6	1:38.163	89.23	0.937	09:18:30.465
11 -	30.576	99.1	17.872	126.1	25.621	92.0	23.213	121.3	1:37.282 (2)	90.04	0.056	09:20:07.747
12 -	30.421	99.5	17.862	125.2	25.683	92.6	23.260	120.4	1:37.226 (1)	90.09		09:21:44.973
13 -	30.765	98.1	18.055	124.0	26.175	91.8	23.491	120.6	1:38.486	88.94	1.260	09:23:23.459
14 -	32.187	97.3	18.060	125.6	25.829	91.5	23.182	121.1	1:39.258	88.25	2.032	09:25:02.717

MCRCB BULLETIN TK111

2023 Bennetts British Superbike Championship - Round 6

2023 R&G British Talent Cup

QUALIFYING - SECTOR ANALYSIS



SECTOR 1 = FL to I1, SECTOR 2 = I1 to I2 SECTOR 3 = I2 to I3, SECTOR 4 = I3 to FL, DIFF = Difference To Personal Best Lap, P = Crossed Finish Line in Pit Lane, D = Time Disallowed

P4 55		Harrison DESOY						Honda - Microlise Cresswell Racing / Eastern Garage Racing					
IDEAL LAP TIME : 1:37.211		BEST LAP TIME : 1:37.310				DIFFERENCE : 0.099							
LAP	SECTOR 1	SECTOR 2	SECTOR 3	SECTOR 4	LAP TIME	MPH	DIFF	TIME OF DAY					
1 -	OUTLAP	98.2	18.523	124.0	26.629	82.3	23.883	119.6	1:43.874	84.33	6.564	09:01:48.454	
2 -	31.926	99.5	18.336	122.9	26.328	86.4	23.597	118.7	1:40.187	87.43	2.877	09:03:28.641	
3 -	31.088	100.1	18.096	124.0	25.824	88.1	23.592	117.7	1:38.600	88.84	1.290	09:05:07.241	
4 -	30.935	100.1	18.159	123.1	25.970	87.3	23.460	117.3	1:38.524	88.91	1.214	09:06:45.765	
5 -	31.106	97.5	18.411	121.1	26.669	89.4	23.417	119.4	1:39.603	87.94	2.293	09:08:25.368	
6 -	30.850	100.3	18.657	118.3	27.601	82.9	IN PIT		3:22.969	P	43.15	1:45.659	09:11:48.337
7 -	OUTLAP	98.3	18.416	122.9	26.899	80.8	23.971	117.9	1:42.893	85.13	5.583	09:13:31.230	
8 -	30.910	100.3	17.992	122.4	25.951	86.3	23.503	118.9	1:38.356	89.06	1.046	09:15:09.586	
9 -	30.844	100.7	17.917	124.0	25.714	87.6	23.471	118.7	1:37.946	89.43	0.636	09:16:47.532	
10 -	30.810	99.1	18.057	122.4	25.680	88.1	23.423	118.9	1:37.970	89.41	0.660	09:18:25.502	
11 -	30.789	99.4	17.951	122.4	25.684	88.5	23.418	118.3	1:37.842	(3)	89.53	0.532	09:20:03.344
12 -	30.700	100.4	17.920	122.6	25.742	88.8	23.244	118.9	1:37.606	(2)	89.74	0.296	09:21:40.950
13 -	31.993	96.4	18.721	118.1	26.842	81.9	24.186	118.3	1:41.742	86.09	4.432	09:23:22.692	
14 -	30.855	99.8	18.134	122.0	25.786	87.8	23.568	118.3	1:38.343	89.07	1.033	09:25:01.035	
15 -	30.551	101.2	17.870	123.1	25.546	88.4	23.343	117.9	1:37.310	(1)	90.01		09:26:38.345

P5 24		Ryan FROST						Honda - Talentum Motorsport by Azure Notions					
IDEAL LAP TIME : 1:37.105		BEST LAP TIME : 1:37.419				DIFFERENCE : 0.314							
LAP	SECTOR 1	SECTOR 2	SECTOR 3	SECTOR 4	LAP TIME	MPH	DIFF	TIME OF DAY					
1 -	OUTLAP	96.0	18.700	124.0	26.975	86.1	24.158	117.9	1:43.211	84.87	5.792	09:02:17.382	
2 -	31.527	96.0	18.245	123.5	26.440	89.1	23.688	118.7	1:39.900	87.68	2.481	09:03:57.282	
3 -	31.002	97.2	18.019	125.2	26.074	88.4	23.637	120.0	1:38.732	88.72	1.313	09:05:36.014	
4 -	31.088	97.9	18.381	124.2	26.366	89.2	23.672	118.3	1:39.507	88.03	2.088	09:07:15.521	
5 -	30.823	96.8	18.104	121.3	25.992	88.1	23.590	118.3	1:38.509	88.92	1.090	09:08:54.030	
6 -	30.788	96.8	17.987	122.4	26.111	87.9	23.456	118.3	1:38.342	89.07	0.923	09:10:32.372	
7 -	32.108	88.1	19.234	117.1	26.920	86.0	IN PIT		7:07.735	P	20.47	5:30.316	09:17:40.107
8 -	OUTLAP	95.8	18.101	123.3	26.001	90.3	23.544	118.5	1:42.888	85.13	5.469	09:19:22.995	
9 -	30.831	96.2	18.079	122.6	25.834	87.7	23.628	119.1	1:38.372	89.04	0.953	09:21:01.367	
10 -	30.449	96.9	17.837	124.0	25.755	89.7	23.446	118.1	1:37.487	(2)	89.85	0.068	09:22:38.854
11 -	30.549	95.8	17.964	122.2	25.500	88.6	23.483	118.1	1:37.496	(3)	89.84	0.077	09:24:16.350
12 -	30.636	95.7	17.765	125.9	25.627	89.0	23.391	119.8	1:37.419	(1)	89.91		09:25:53.769

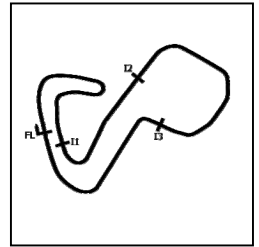
P6 19		Scott McPHEE						Honda - SMP Racing					
IDEAL LAP TIME : 1:37.470		BEST LAP TIME : 1:37.470				DIFFERENCE : 0.000							
LAP	SECTOR 1	SECTOR 2	SECTOR 3	SECTOR 4	LAP TIME	MPH	DIFF	TIME OF DAY					
1 -	OUTLAP	89.8	19.410	128.0	28.045	78.3	24.018	120.4	1:47.417	81.54	9.947	09:01:54.035	
2 -	31.696	99.1	18.459	126.8	26.442	85.3	23.594	120.6	1:40.191	87.43	2.721	09:03:34.226	
3 -	31.206	101.3	18.354	127.5	26.372	85.9	23.472	120.2	1:39.404	88.12	1.934	09:05:13.630	
4 -	31.029	101.3	18.380	126.8	26.524	78.3	23.810	122.0	1:39.743	87.82	2.273	09:06:53.373	
5 -	31.345	100.3	18.227	125.2	26.387	86.5	23.755	118.5	1:39.714	87.84	2.244	09:08:33.087	
6 -	31.396	100.4	18.389	124.5	26.344	87.0	23.805	119.8	1:39.934	87.65	2.464	09:10:13.021	
7 -	33.912	100.6	18.234	126.3	26.216	85.2	23.786	120.4	1:42.148	85.75	4.678	09:11:55.169	
8 -	31.374	97.2	18.483	125.9	26.138	82.5	24.008	118.7	1:40.003	87.59	2.533	09:13:35.172	
9 -	30.907	100.3	18.133	126.1	26.395	87.6	23.599	120.4	1:39.034	88.45	1.564	09:15:14.206	
10 -	30.981	100.4	18.019	126.1	25.940	91.6	23.642	120.9	1:38.582	(3)	88.85	1.112	09:16:52.788
11 -	31.222	100.4	18.195	125.4	25.992	89.4	23.626	120.2	1:39.035	88.45	1.565	09:18:31.823	
12 -	30.981	99.8	18.094	124.7	26.121	89.3	23.864	119.1	1:39.060	88.42	1.590	09:20:10.883	
13 -	31.098	98.9	18.166	123.8	26.181	89.4	23.723	120.2	1:39.168	88.33	1.698	09:21:50.051	
14 -	30.615	101.0	17.989	125.2	25.592	88.5	23.274	121.3	1:37.470	(1)	89.87		09:23:27.521
15 -	30.909	100.6	18.211	127.5	25.992	91.1	23.418	120.4	1:38.530	(2)	88.90	1.060	09:25:06.051

MCRCB BULLETIN TK111

2023 Bennetts British Superbike Championship - Round 6

2023 R&G British Talent Cup

QUALIFYING - SECTOR ANALYSIS



SECTOR 1 = FL to I1, SECTOR 2 = I1 to I2 SECTOR 3 = I2 to I3, SECTOR 4 = I3 to FL, DIFF = Difference To Personal Best Lap, P = Crossed Finish Line in Pit Lane, D = Time Disallowed

P7 48		Ollie WALKER						Honda - VisionTrack Racing Team					
IDEAL LAP TIME : 1:37.532		BEST LAP TIME : 1:37.629						DIFFERENCE : 0.097					
LAP	SECTOR 1	SECTOR 2		SECTOR 3		SECTOR 4		LAP TIME	MPH	DIFF	TIME OF DAY		
1 -	OUTLAP	95.0	18.427	126.1	26.817	81.9	23.802	122.4	1:43.237	84.85	5.608	09:01:49.035	
2 -	31.780	97.3	18.329	127.0	26.368	83.1	23.795	122.6	1:40.272	87.36	2.643	09:03:29.307	
3 -	31.857	98.8	18.367	124.0	26.650	85.3	23.711	119.6	1:40.585	87.08	2.956	09:05:09.892	
4 -	31.225	98.9	18.147	123.3	26.336	84.0	23.662	118.3	1:39.370	88.15	1.741	09:06:49.262	
5 -	31.235	97.9	18.098	123.1	26.318	84.6	26.120	119.4	1:41.771	86.07	4.142	09:08:31.033	
6 -	31.091	98.6	17.874	126.3	25.941	86.7	23.581	122.0	1:38.487	88.94	0.858	09:10:09.520	
7 -	32.032	94.3	18.207	124.2	26.799	82.0	IN PIT		4:15.258	P	2:37.629	09:14:24.778	
8 -	OUTLAP	90.5	18.494	122.4	26.533	83.8	23.658	120.9	1:42.439	85.51	4.810	09:16:07.217	
9 -	31.087	98.5	17.902	126.3	26.022	85.5	23.508	120.2	1:38.519	88.91	0.890	09:17:45.736	
10 -	30.907	99.1	17.954	126.1	25.952	86.4	23.491	120.6	1:38.304	89.10	0.675	09:19:24.040	
11 -	30.908	98.5	17.932	127.0	25.853	86.2	23.437	121.1	1:38.130	89.26	0.501	09:21:02.170	
12 -	30.741	99.1	17.826	126.3	25.979	85.3	23.448	120.6	1:37.994	(3)	0.365	09:22:40.164	
13 -	30.714	99.1	17.770	125.9	25.797	86.9	23.348	121.1	1:37.629	(1)	89.72	09:24:17.793	
14 -	30.617	98.5	17.888	124.9	26.046	87.2	23.369	120.6	1:37.920	(2)	0.291	09:25:55.713	

P8 4		Sullivan MOUNSEY						Honda - Wilson Racing / Maddison Media					
IDEAL LAP TIME : 1:37.615		BEST LAP TIME : 1:37.681						DIFFERENCE : 0.066					
LAP	SECTOR 1	SECTOR 2		SECTOR 3		SECTOR 4		LAP TIME	MPH	DIFF	TIME OF DAY		
1 -	OUTLAP	91.3	18.896	121.5	27.054	82.3	23.733	122.2	1:43.465	84.66	5.784	09:02:13.698	
2 -	31.795	100.0	18.254	127.5	26.283	85.4	23.518	121.1	1:39.850	87.73	2.169	09:03:53.548	
3 -	31.471	98.3	18.266	126.3	26.109	84.4	23.519	121.3	1:39.365	88.15	1.684	09:05:32.913	
4 -	31.192	100.4	17.980	125.2	26.232	87.0	23.522	120.2	1:38.926	88.54	1.245	09:07:11.839	
5 -	30.940	100.0	17.976	126.8	26.134	79.7	24.162	122.4	1:39.212	88.29	1.531	09:08:51.051	
6 -	31.835	98.8	18.331	124.9	26.070	87.8	IN PIT		2:05.764	P	28.083	09:10:56.815	
7 -	OUTLAP	95.0	18.216	126.3	26.197	84.8	IN PIT		2:27.750	P	50.069	09:13:24.565	
8 -	OUTLAP	92.1	21.058	100.3	26.433	87.2	23.553	120.4	1:45.794	82.80	8.113	09:15:10.359	
9 -	31.022	97.9	17.988	125.2	25.841	89.7	23.566	119.8	1:38.417	89.00	0.736	09:16:48.776	
10 -	31.034	97.6	18.070	123.8	25.973	86.2	23.402	119.8	1:38.479	88.95	0.798	09:18:27.255	
11 -	30.916	98.1	17.951	125.2	25.717	90.1	23.369	120.0	1:37.953	(3)	0.272	09:20:05.208	
12 -	30.753	98.5	17.936	124.5	25.748	90.4	23.283	120.2	1:37.720	(2)	0.039	09:21:42.928	
13 -	30.764	99.1	18.031	125.2	26.487	79.7	26.095	120.2	1:41.377	86.40	3.696	09:23:24.305	
14 -	30.816	99.5	17.886	125.6	25.720	86.0	23.259	120.0	1:37.681	(1)	89.67	09:25:01.986	

P9 75		Filip SUROWIAK						Honda - FS75 Racing / FAB Racing					
IDEAL LAP TIME : 1:37.587		BEST LAP TIME : 1:37.714						DIFFERENCE : 0.127					
LAP	SECTOR 1	SECTOR 2		SECTOR 3		SECTOR 4		LAP TIME	MPH	DIFF	TIME OF DAY		
1 -	OUTLAP	94.9	18.846	125.9	27.451	76.8	24.156	120.2	1:43.831	84.36	6.117	09:02:17.542	
2 -	32.064	99.2	18.234	127.8	26.689	84.6	23.796	120.0	1:40.783	86.91	3.069	09:03:58.325	
3 -	31.347	99.4	18.089	125.9	26.589	86.1	23.605	120.4	1:39.630	87.92	1.916	09:05:37.955	
4 -	31.002	100.0	17.892	128.3	26.356	86.0	23.401	122.4	1:38.651	88.79	0.937	09:07:16.606	
5 -	31.481	96.0	18.038	128.0	26.297	84.5	23.470	120.6	1:39.286	88.22	1.572	09:08:55.892	
6 -	30.738	99.8	17.917	127.0	26.156	87.9	23.352	121.3	1:38.163	(3)	0.449	09:10:34.055	
7 -	30.655	96.9	18.257	126.6	26.461	87.0	IN PIT		4:19.470	P	33.76	2:41.756	09:14:53.525
8 -	OUTLAP	96.9	18.376	124.7	26.559	89.2	24.009	119.6	1:42.493	85.46	4.779	09:16:36.018	
9 -	31.823	87.4	19.693	122.0	26.426	85.1	23.467	122.2	1:41.409	86.38	3.695	09:18:17.427	
10 -	30.843	98.5	17.887	126.3	26.091	85.5	23.434	120.6	1:38.255	89.15	0.541	09:19:55.682	
11 -	30.873	99.7	17.795	126.1	26.151	87.2	23.322	120.2	1:38.141	(2)	0.427	09:21:33.823	
12 -	30.627	99.4	17.916	125.6	25.843	88.1	23.328	121.7	1:37.714	(1)	89.64	09:23:11.537	
13 -	30.673	99.8	18.095	127.5	26.158	86.1	23.425	120.6	1:38.351	89.06	0.637	09:24:49.888	
14 -	30.783	99.7	17.839	125.9	26.156	87.2	23.452	120.0	1:38.230	89.17	0.516	09:26:28.118	

MCRCB BULLETIN TK111

2023 Bennetts British Superbike Championship - Round 6

2023 R&G British Talent Cup

QUALIFYING - SECTOR ANALYSIS



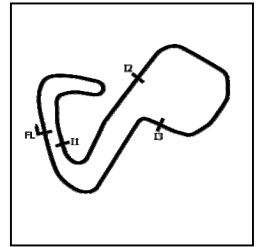
SECTOR 1 = FL to I1, SECTOR 2 = I1 to I2 SECTOR 3 = I2 to I3, SECTOR 4 = I3 to FL, DIFF = Difference To Personal Best Lap, P = Crossed Finish Line in Pit Lane, D = Time Disallowed

P10 23		Rhys STEPHENSON				Honda - Rocket Racing						
IDEAL LAP TIME : 1:37.447		BEST LAP TIME : 1:37.721				DIFFERENCE : 0.274						
LAP	SECTOR 1	SECTOR 2		SECTOR 3		SECTOR 4		LAP TIME	MPH	DIFF	TIME OF DAY	
1 -	OUTLAP	82.7	18.904	124.2	26.990	84.8	24.176	118.5	1:43.207	84.87	5.486	09:02:13.564
2 -	31.565	100.6	18.300	123.8	26.143	87.2	23.703	118.7	1:39.711	87.85	1.990	09:03:53.275
3 -	31.126	99.7	18.314	123.8	26.142	88.1	23.755	119.6	1:39.337	88.18	1.616	09:05:32.612
4 -	31.108	100.4	18.299	123.1	25.874	87.6	23.593	118.9	1:38.874	88.59	1.153	09:07:11.486
5 -	30.928	100.3	18.101	124.7	26.230	77.8	23.984	120.2	1:39.243	88.26	1.522	09:08:50.729
6 -	31.267	100.4	18.266	123.8	26.398	83.5	IN PIT		2:05.621	P	27.900	09:10:56.350
7 -	OUTLAP	96.9	18.331	123.8	26.039	86.0	IN PIT		4:03.201	P	2:25.480	09:14:59.551
8 -	OUTLAP	100.0	18.214	124.0	25.810	86.3	23.603	118.9	1:38.894	88.57	1.173	09:16:38.445
9 -	30.898	99.8	18.152	124.5	25.783	87.2	23.436	119.8	1:38.269	89.14	0.548	09:18:16.714
10 -	30.793	99.8	18.089	123.5	25.751	88.1	23.514	119.4	1:38.147	89.25	0.426	09:19:54.861
11 -	30.943	101.0	18.003	124.2	25.745	88.3	23.454	119.8	1:38.145	89.25	0.424	09:21:33.006
12 -	30.690	101.0	18.074	123.1	25.550	86.4	23.466	119.4	1:37.780	(3)	0.059	09:23:10.786
13 -	30.687	101.6	18.002	123.8	25.694	88.8	23.379	118.7	1:37.762	(2)	0.041	09:24:48.548
14 -	30.570	100.3	17.948	123.8	25.654	89.1	23.549	118.7	1:37.721	(1)	89.64	09:26:26.269

P11 29		Lucas BROWN				Honda - Amphibian Scaffolding / SP125 Racing						
IDEAL LAP TIME : 1:37.460		BEST LAP TIME : 1:37.727				DIFFERENCE : 0.267						
LAP	SECTOR 1	SECTOR 2		SECTOR 3		SECTOR 4		LAP TIME	MPH	DIFF	TIME OF DAY	
1 -	OUTLAP	93.3	18.810	119.4	26.810	83.5	24.265	115.3	1:43.690	84.48	5.963	09:01:47.255
2 -	31.652	95.5	18.430	120.2	26.281	85.0	23.968	116.7	1:40.331	87.30	2.604	09:03:27.586
3 -	31.223	95.3	18.319	120.0	26.824	84.4	23.623	117.9	1:39.989	87.60	2.262	09:05:07.575
4 -	31.010	98.2	18.287	122.2	25.806	86.5	23.517	117.3	1:38.620	88.82	0.893	09:06:46.195
5 -	30.823	97.9	18.072	120.4	26.037	90.6	23.602	116.7	1:38.534	88.90	0.807	09:08:24.729
6 -	31.998	96.8	18.376	119.6	27.675	81.6	24.468	116.5	1:42.517	85.44	4.790	09:10:07.246
7 -	30.916	95.8	18.132	120.0	26.864	82.3	IN PIT		2:08.641	P	30.914	09:12:15.887
8 -	OUTLAP	97.2	18.500	119.8	27.175	86.7	25.095	116.5	1:43.679	84.49	5.952	09:13:59.566
9 -	30.678	96.5	18.204	122.2	25.817	89.7	23.411	117.7	1:38.110	(3)	0.383	09:15:37.676
10 -	30.846	96.1	18.093	122.0	25.730	88.8	23.441	116.5	1:38.110	(3)	0.383	09:17:15.786
11 -	30.718	96.2	18.056	121.7	25.942	89.4	23.497	116.5	1:38.213	89.19	0.486	09:18:53.999
12 -	30.657	97.5	19.019	94.5	29.351	82.5	23.998	116.3	1:43.025	85.02	5.298	09:20:37.024
13 -	30.662	96.6	17.976	122.0	25.746	89.7	23.343	117.1	1:37.727	(1)	89.63	09:22:14.751
14 -	30.411	98.1	18.009	123.5	26.525	83.7	23.822	118.3	1:38.767	88.69	1.040	09:23:53.518
15 -	30.654	96.5	18.018	121.1	25.807	90.5	23.389	116.7	1:37.868	(2)	0.141	09:25:31.386

P12 66		Ronnie HARRIS				Honda - Kovara Projects / RS Racing							
IDEAL LAP TIME : 1:37.362		BEST LAP TIME : 1:37.732				DIFFERENCE : 0.370							
LAP	SECTOR 1	SECTOR 2		SECTOR 3		SECTOR 4		LAP TIME	MPH	DIFF	TIME OF DAY		
1 -	OUTLAP	96.9	18.942	123.5	27.375	81.7	24.215	119.1	1:42.632	85.35	4.900	09:02:57.562	
2 -	31.444	98.5	18.427	125.2	26.892	83.3	23.774	120.4	1:40.537	87.13	2.805	09:04:38.099	
3 -	30.827	100.6	17.976	125.9	26.319	84.3	23.669	119.8	1:38.791	88.67	1.059	09:06:16.890	
4 -	30.710	99.7	18.091	126.1	26.188	84.7	23.647	120.6	1:38.636	88.80	0.904	09:07:55.526	
5 -	30.923	97.8	18.267	124.5	26.408	85.5	23.589	120.0	1:39.187	88.31	1.455	09:09:34.713	
6 -	30.668	99.2	18.019	125.2	26.452	85.7	23.578	120.0	1:38.717	88.73	0.985	09:11:13.430	
7 -	31.002	97.9	18.058	125.2	26.443	85.7	IN PIT		4:40.618	P	31.21	3:02.886	09:15:54.048
8 -	OUTLAP	98.1	18.114	127.3	26.376	86.2	23.534	121.3	1:40.982	86.74	3.250	09:17:35.030	
9 -	30.980	99.4	17.873	126.6	26.370	86.8	23.645	120.4	1:38.868	88.60	1.136	09:19:13.898	
10 -	30.761	99.7	17.938	126.3	26.174	84.3	23.419	122.2	1:38.292	89.12	0.560	09:20:52.190	
11 -	30.617	100.6	17.700	127.5	26.110	86.5	23.498	119.8	1:37.925	(3)	0.193	09:22:30.115	
12 -	30.456	100.3	17.794	125.9	26.082	86.3	23.400	120.2	1:37.732	(1)	89.63	09:24:07.847	
13 -	30.559	99.8	18.029	125.9	25.932	88.1	23.274	120.9	1:37.794	(2)	0.062	09:25:45.641	

QUALIFYING - SECTOR ANALYSIS



SECTOR 1 = FL to I1, SECTOR 2 = I1 to I2, SECTOR 3 = I2 to I3, SECTOR 4 = I3 to FL, DIFF = Difference To Personal Best Lap, P = Crossed Finish Line in Pit Lane, D = Time Disallowed

P13 42		Ben JOLLIFFE						Honda - Wilson Racing				
IDEAL LAP TIME : 1:37.705		BEST LAP TIME : 1:37.952						DIFFERENCE : 0.247				
LAP	SECTOR 1	SECTOR 2		SECTOR 3		SECTOR 4		LAP TIME	MPH	DIFF	TIME OF DAY	
1 -	OUTLAP	88.8	18.922	123.5	27.638	76.3	24.275	118.5	1:46.463	82.28	8.511	09:01:52.280
2 -	31.552	95.8	18.478	124.0	26.882	81.1	23.750	120.2	1:40.662	87.02	2.710	09:03:32.942
3 -	31.219	98.1	17.893	127.5	26.780	80.1	IN PIT		2:04.185	P	26.233	09:05:37.127
4 -	OUTLAP	95.4	18.286	124.5	26.798	84.0	23.962	117.9	1:42.973	85.06	5.021	09:07:20.100
5 -	31.151	95.4	18.300	123.1	26.386	85.0	23.569	119.8	1:39.406	88.12	1.454	09:08:59.506
6 -	31.121	99.1	18.016	125.6	26.271	85.4	23.458	118.7	1:38.866	88.60	0.914	09:10:38.372
7 -	30.791	97.5	17.830	126.6	25.997	85.3	23.520	119.4	1:38.138	(2)	0.186	09:12:16.510
8 -	30.684	97.6	18.112	121.3	26.362	85.2	23.542	119.6	1:38.700	88.75	0.748	09:13:55.210
9 -	30.641	98.2	17.905	124.9	26.248	83.4	23.904	118.5	1:38.698	88.75	0.746	09:15:33.908
10 -	30.981	97.2	17.994	122.4	26.289	85.0	23.609	118.3	1:38.873	88.59	0.921	09:17:12.781
11 -	30.490	98.1	18.025	123.1	26.286	85.1	23.503	118.7	1:38.304	(3)	0.352	09:18:51.085
12 -	31.171	95.7	18.193	121.7	26.444	83.1	23.902	117.3	1:39.710	87.85	1.758	09:20:30.795
13 -	30.859	97.9	17.819	124.7	26.376	85.9	23.684	118.1	1:38.738	88.71	0.786	09:22:09.533
14 -	30.978	97.5	17.950	123.1	26.199	88.6	23.712	118.1	1:38.839	88.62	0.887	09:23:48.372
15 -	30.608	98.1	17.943	123.5	25.938	87.2	23.463	119.4	1:37.952	(1)	89.42	09:25:26.324

P14 33		Eli BANISH						Honda - VisionTrack Racing Team				
IDEAL LAP TIME : 1:38.000		BEST LAP TIME : 1:38.042						DIFFERENCE : 0.042				
LAP	SECTOR 1	SECTOR 2		SECTOR 3		SECTOR 4		LAP TIME	MPH	DIFF	TIME OF DAY	
1 -	OUTLAP	95.0	18.865	122.2	27.011	82.1	24.296	118.1	1:43.428	84.69	5.386	09:02:14.731
2 -	31.863	98.3	18.400	124.7	26.759	82.6	23.898	118.7	1:40.920	86.79	2.878	09:03:55.651
3 -	31.477	98.2	18.226	124.9	26.592	82.1	23.755	118.9	1:40.050	87.55	2.008	09:05:35.701
4 -	31.340	98.6	18.604	123.5	26.724	81.4	23.984	118.5	1:40.652	87.03	2.610	09:07:16.353
5 -	31.485	98.6	18.090	122.6	26.244	83.7	23.805	117.9	1:39.624	87.92	1.582	09:08:55.977
6 -	31.205	98.6	17.950	126.8	26.078	83.6	23.666	119.8	1:38.899	88.57	0.857	09:10:34.876
7 -	35.767	97.6	18.124	125.2	26.347	83.5	23.786	118.9	1:44.024	84.20	5.982	09:12:18.900
8 -	31.158	98.5	18.001	124.7	26.717	82.8	23.784	118.1	1:39.660	87.89	1.618	09:13:58.560
9 -	31.160	97.9	17.970	124.7	26.046	86.8	23.624	118.5	1:38.800	88.66	0.758	09:15:37.360
10 -	31.771	98.2	17.875	126.8	26.288	84.7	23.482	119.6	1:39.416	D	1.374	09:17:16.776
11 -	30.999	98.5	17.901	125.6	25.899	86.5	23.539	118.3	1:38.338	(3)	0.296	09:18:55.114
12 -	30.893	98.2	17.779	124.9	25.891	87.8	23.772	119.6	1:38.335	(2)	0.293	09:20:33.449
13 -	31.291	98.5	18.044	124.0	26.135	85.5	23.677	118.5	1:39.147	88.35	1.105	09:22:12.596
14 -	30.874	98.3	17.805	124.9	25.865	88.6	23.498	119.1	1:38.042	(1)	89.34	09:23:50.638
15 -	30.980	98.8	17.860	125.2	26.523	84.3	23.663	115.1	1:39.026	88.46	0.984	09:25:29.664

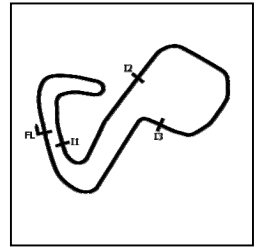
P15 40		Julian CORREA						Honda - Microlise Cresswell Racing				
IDEAL LAP TIME : 1:37.977		BEST LAP TIME : 1:38.046						DIFFERENCE : 0.069				
LAP	SECTOR 1	SECTOR 2		SECTOR 3		SECTOR 4		LAP TIME	MPH	DIFF	TIME OF DAY	
1 -	OUTLAP	97.3	18.782	125.4	26.801	83.9	23.968	120.2	1:42.818	85.19	4.772	09:01:49.930
2 -	31.463	101.0	18.213	125.9	26.332	86.3	23.609	120.4	1:39.617	87.93	1.571	09:03:29.547
3 -	31.768	101.3	18.331	125.9	26.796	82.0	23.821	122.0	1:40.716	86.97	2.670	09:05:10.263
4 -	31.426	100.1	18.376	126.8	26.365	88.8	23.666	121.1	1:39.833	87.74	1.787	09:06:50.096
5 -	31.327	100.6	18.210	126.6	26.184	87.7	23.743	118.3	1:39.464	88.07	1.418	09:08:29.560
6 -	31.479	100.1	18.203	124.2	26.219	89.0	IN PIT		2:32.009	P	53.963	09:11:01.569
7 -	OUTLAP	98.9	18.357	123.8	26.380	88.6	23.752	119.1	1:39.672	87.88	1.626	09:12:41.241
8 -	31.108	100.6	18.169	124.0	26.183	89.1	23.577	118.9	1:39.037	88.45	0.991	09:14:20.278
9 -	31.281	99.5	18.113	124.2	26.034	89.0	23.567	120.0	1:38.995	88.48	0.949	09:15:59.273
10 -	31.540	96.1	18.227	124.2	26.293	89.1	23.630	118.9	1:39.690	D	1.644	09:17:38.963
11 -	31.099	100.4	17.975	124.7	26.143	88.6	23.529	120.2	1:38.746	88.71	0.700	09:19:17.709
12 -	31.035	99.7	17.987	124.2	25.934	92.0	23.576	120.4	1:38.532	(3)	0.486	09:20:56.241
13 -	31.334	100.1	18.014	124.5	26.180	88.4	23.627	118.9	1:39.155	88.34	1.109	09:22:35.396
14 -	30.973	100.6	17.956	123.8	25.821	88.4	23.360	119.8	1:38.110	(2)	0.064	09:24:13.506
15 -	30.873	100.6	17.923	125.6	25.827	86.9	23.423	119.8	1:38.046	(1)	89.34	09:25:51.552

MCRCB BULLETIN TK111

2023 Bennetts British Superbike Championship - Round 6

2023 R&G British Talent Cup

QUALIFYING - SECTOR ANALYSIS



SECTOR 1 = FL to I1, SECTOR 2 = I1 to I2 SECTOR 3 = I2 to I3, SECTOR 4 = I3 to FL, DIFF = Difference To Personal Best Lap, P = Crossed Finish Line in Pit Lane, D = Time Disallowed

P16 61		Harrison MACKAY				Honda - Wilson Racing / HMR						
IDEAL LAP TIME : 1:37.949		BEST LAP TIME : 1:38.058				DIFFERENCE : 0.109						
LAP	SECTOR 1	SECTOR 2		SECTOR 3		SECTOR 4		LAP TIME	MPH	DIFF	TIME OF DAY	
1 -	OUTLAP	92.4	19.045	124.5	27.172	75.9	24.279	119.8	1:45.946	82.68	7.888	09:01:52.388
2 -	32.081	95.7	18.635	124.2	26.510	84.0	23.933	119.1	1:41.159	86.59	3.101	09:03:33.547
3 -	31.504	97.9	18.411	124.0	26.305	86.9	23.841	119.6	1:40.061	87.54	2.003	09:05:13.608
4 -	31.330	100.1	18.299	126.3	26.419	75.4	23.949	121.5	1:39.997	87.60	1.939	09:06:53.605
5 -	31.912	99.4	18.176	125.4	26.304	81.3	23.889	118.7	1:40.281	87.35	2.223	09:08:33.886
6 -	31.169	98.8	18.205	124.2	26.495	81.9	23.664	120.0	1:39.533	88.00	1.475	09:10:13.419
7 -	31.231	97.9	18.189	122.9	26.062	87.9	23.754	118.1	1:39.236	88.27	1.178	09:11:52.655
8 -	31.148	97.9	18.126	122.9	25.998	89.9	23.683	120.0	1:38.955	88.52	0.897	09:13:31.610
9 -	31.379	95.5	18.503	122.6	26.025	86.9	23.619	119.8	1:39.526	88.01	1.468	09:15:11.136
10 -	31.160	98.9	18.282	120.0	27.104	84.3	24.866	120.0	1:41.412	86.37	3.354	09:16:52.548
11 -	31.016	97.8	18.134	123.8	25.729	88.5	23.545	120.0	1:38.424 (3)	89.00	0.366	09:18:30.972
12 -	30.795	98.3	17.973	124.2	25.763	89.7	23.615	119.1	1:38.146 (2)	89.25	0.088	09:20:09.118
13 -	31.046	94.6	18.392	122.2	26.424	85.7	24.082	118.9	1:39.944	87.64	1.886	09:21:49.062
14 -	30.854	98.3	18.023	123.3	25.686	88.1	23.495	120.4	1:38.058 (1)	89.33		09:23:27.120
15 -	31.017	99.5	18.411	125.4	25.843	88.4	23.635	118.7	1:38.906	88.56	0.848	09:25:06.026

P17 2		Josh BANNISTER				Honda - Dunsley Heat Racing						
IDEAL LAP TIME : 1:38.231		BEST LAP TIME : 1:38.316				DIFFERENCE : 0.085						
LAP	SECTOR 1	SECTOR 2		SECTOR 3		SECTOR 4		LAP TIME	MPH	DIFF	TIME OF DAY	
1 -	OUTLAP	89.3	19.060	116.7	27.041	83.9	24.110	119.6	1:42.982	85.06	4.666	09:02:13.613
2 -	31.712	98.9	18.384	122.4	25.964	87.3	23.654	120.2	1:39.714	87.84	1.398	09:03:53.327
3 -	31.225	98.3	18.275	125.2	26.351	88.1	23.520	120.4	1:39.371	88.15	1.055	09:05:32.698
4 -	31.113	96.9	18.264	125.2	25.918	89.0	23.827	117.9	1:39.122	88.37	0.806	09:07:11.820
5 -	31.089	99.2	17.944	126.8	26.145	77.7	23.823	121.5	1:39.001	88.48	0.685	09:08:50.821
6 -	31.238	99.4	18.320	124.0	26.373	80.3	23.800	118.7	1:39.731	87.83	1.415	09:10:30.552
7 -	31.062	96.1	18.193	121.1	26.203	88.5	IN PIT		2:02.203 P	71.68	23.887	09:12:32.755
8 -	OUTLAP	97.6	18.147	120.6	26.325	87.6	23.908	116.3	1:40.995	86.73	2.679	09:14:13.750
9 -	31.040	96.0	18.179	120.9	25.959	90.9	23.630	118.3	1:38.808	88.65	0.492	09:15:52.558
10 -	31.026	96.9	18.033	122.2	26.049	89.3	23.522	118.5	1:38.630 (3)	88.81	0.314	09:17:31.188
11 -	30.951	97.5	17.998	123.1	26.051	89.8	23.725	118.1	1:38.725	88.72	0.409	09:19:09.913
12 -	30.984	96.6	18.160	121.5	26.256	89.9	23.711	117.3	1:39.111	88.38	0.795	09:20:49.024
13 -	31.084	97.1	18.055	121.5	26.188	90.0	23.862	117.3	1:39.189 D	88.31	0.873	09:22:28.213
14 -	30.940	97.2	17.956	121.1	25.943	89.4	23.477	117.5	1:38.316 (1)	89.09		09:24:06.529
15 -	30.922	96.6	18.180	120.6	25.960	90.1	23.447	119.8	1:38.509 (2)	88.92	0.193	09:25:45.038

P18 99		Peter WILLIS				Honda - Belfast Chauffeur Hire by WM-Racing						
IDEAL LAP TIME : 1:38.278		BEST LAP TIME : 1:38.605				DIFFERENCE : 0.327						
LAP	SECTOR 1	SECTOR 2		SECTOR 3		SECTOR 4		LAP TIME	MPH	DIFF	TIME OF DAY	
1 -	OUTLAP	90.1	19.612	125.2	27.929	82.8	24.244	118.1	1:47.091	81.79	8.486	09:01:54.027
2 -	32.724	95.3	18.460	125.9	26.972	83.2	23.853	119.8	1:42.009	85.87	3.404	09:03:36.036
3 -	31.826	99.5	18.284	126.1	26.790	86.4	23.802	119.6	1:40.702	86.98	2.097	09:05:16.738
4 -	31.239	99.1	18.327	124.0	26.612	87.9	23.794	118.9	1:39.972	87.62	1.367	09:06:56.710
5 -	31.464	98.8	18.283	124.5	26.419	92.3	23.686	119.6	1:39.852	87.72	1.247	09:08:36.562
6 -	30.902	100.1	18.093	125.6	26.195	87.4	23.415	121.7	1:38.605 (1)	88.83		09:10:15.167
7 -	30.941	100.0	18.125	124.9	26.487	87.7	23.835	118.9	1:39.388 (3)	88.13	0.783	09:11:54.555
8 -	30.959	99.5	18.230	123.3	27.220	84.2	IN PIT		2:41.231 P	54.33	1:02.626	09:14:35.786
9 -	OUTLAP	97.9	18.583	122.2	26.434	84.7	23.887	118.7	1:41.918	85.94	3.313	09:16:17.704
10 -	31.264	98.2	18.149	124.0	26.492	85.8	23.867	117.7	1:39.772	87.79	1.167	09:17:57.476
11 -	31.148	97.8	18.334	122.2	27.081	85.4	23.904	118.5	1:40.467	87.19	1.862	09:19:37.943
12 -	30.960	98.2	18.111	123.3	27.147	78.2	24.130	119.1	1:40.348	87.29	1.743	09:21:18.291
13 -	34.458	90.8	20.751	117.7	27.701	80.0	25.558	116.5	1:48.468	80.75	9.863	09:23:06.759
14 -	35.300	98.9	18.068	124.7	26.110	87.7	23.562	119.4	1:43.040	85.01	4.435	09:24:49.799
15 -	30.707	99.2	18.046	120.6	26.478	88.1	23.416	120.4	1:38.647 (2)	88.79	0.042	09:26:28.446

MCRCB BULLETIN TK111

2023 Bennetts British Superbike Championship - Round 6

2023 R&G British Talent Cup

QUALIFYING - SECTOR ANALYSIS



SECTOR 1 = FL to I1, SECTOR 2 = I1 to I2 SECTOR 3 = I2 to I3, SECTOR 4 = I3 to FL, DIFF = Difference To Personal Best Lap, P = Crossed Finish Line in Pit Lane, D = Time Disallowed

P19 76		Charlie HUNTINGFORD						Honda - Opteven Mototechniks				
IDEAL LAP TIME : 1:38.850		BEST LAP TIME : 1:38.850				DIFFERENCE : 0.000						
LAP	SECTOR 1	SECTOR 2		SECTOR 3		SECTOR 4		LAP TIME	MPH	DIFF	TIME OF DAY	
1 -	OUTLAP	88.1	19.624	121.3	29.236	80.1	25.014	116.1	1:50.578	79.21	11.728	09:01:55.916
2 -	32.511	97.9	18.630	122.2	27.422	83.0	24.161	117.1	1:42.724	85.27	3.874	09:03:38.640
3 -	31.465	98.3	18.256	125.2	26.975	80.6	24.034	120.2	1:40.730	86.96	1.880	09:05:19.370
4 -	31.358	98.1	18.374	123.1	26.748	88.0	23.979	116.9	1:40.459	87.19	1.609	09:06:59.829
5 -	31.141	98.9	18.141	123.8	26.742	83.7	23.854	119.6	1:39.878	87.70	1.028	09:08:39.707
6 -	31.151	97.6	18.167	122.2	26.663	87.6	23.869	118.1	1:39.850	87.73	1.000	09:10:19.557
7 -	31.053	96.9	18.248	121.3	26.625	86.8	23.786	118.1	1:39.712	87.85	0.862	09:11:59.269
8 -	31.245	97.5	18.188	122.4	26.576	85.7	23.819	116.7	1:39.828	87.74	0.978	09:13:39.097
9 -	30.786	97.3	18.012	122.9	26.342	88.3	23.710	117.1	1:38.850 (1)	88.61		09:15:17.947
10 -	31.439	94.9	18.414	122.4	27.370	76.8	IN PIT		5:04.933	P 28.72	3:26.083	09:20:22.880
11 -	OUTLAP	94.9	18.752	121.5	27.595	84.8	24.147	116.9	1:47.499	81.48	8.649	09:22:10.379
12 -	31.183	97.5	18.110	122.4	26.594	87.1	23.764	117.3	1:39.651 (3)	87.90	0.801	09:23:50.030
13 -	31.090	97.1	18.189	122.2	26.486	88.4	23.722	116.9	1:39.487 (2)	88.05	0.637	09:25:29.517

P20 65		Alexander ROWAN						Honda - Mortimer Racing Victoria House Academy				
IDEAL LAP TIME : 1:38.410		BEST LAP TIME : 1:38.898				DIFFERENCE : 0.488						
LAP	SECTOR 1	SECTOR 2		SECTOR 3		SECTOR 4		LAP TIME	MPH	DIFF	TIME OF DAY	
1 -	OUTLAP	94.9	18.888	124.9	26.692	87.7	24.144	118.9	1:43.597	84.55	4.699	09:01:48.053
2 -	32.258	96.9	18.492	121.5	26.457	86.2	23.951	120.2	1:41.158	86.59	2.260	09:03:29.211
3 -	31.833	97.1	18.502	124.5	26.732	84.6	23.738	120.6	1:40.805	86.89	1.907	09:05:10.016
4 -	31.643	97.9	18.301	124.9	26.236	89.3	23.785	119.6	1:39.965	87.62	1.067	09:06:49.981
5 -	31.343	97.2	18.316	124.2	26.352	82.9	23.639	121.3	1:39.650	87.90	0.752	09:08:29.631
6 -	31.743	97.2	18.282	124.5	26.014	86.8	23.725	119.4	1:39.764	87.80	0.866	09:10:09.395
7 -	31.234	96.8	18.357	122.9	26.169	88.7	23.767	118.3	1:39.527	88.01	0.629	09:11:48.922
8 -	32.219	91.6	18.881	120.2	27.087	81.9	24.229	118.5	1:42.416	85.53	3.518	09:13:31.338
9 -	31.451	97.6	18.218	123.1	25.992	88.1	23.457	119.6	1:39.118	88.37	0.220	09:15:10.456
10 -	31.463	95.7	18.117	125.2	25.812	90.1	23.506	120.4	1:38.898 (1)	88.57		09:16:49.354
11 -	31.100	96.6	18.138	123.5	26.008	90.6	23.713	119.8	1:38.959 (2)	88.51	0.061	09:18:28.313
12 -	31.188	96.6	18.041	123.8	26.050	89.7	23.789	117.9	1:39.068 (3)	88.42	0.170	09:20:07.381
13 -	31.327	97.6	18.248	122.9	26.278	88.7	23.966	118.3	1:39.819	87.75	0.921	09:21:47.200
14 -	31.641	96.4	18.309	122.4	26.129	90.1	23.704	118.7	1:39.783	87.78	0.885	09:23:26.983
15 -	31.124	96.5	18.445	122.9	26.240	88.1	23.563	120.4	1:39.372	88.15	0.474	09:25:06.355

P21 64		Clayton EDMUNDS						Honda - City Lifting / RS Racing				
IDEAL LAP TIME : 1:38.852		BEST LAP TIME : 1:38.983				DIFFERENCE : 0.131						
LAP	SECTOR 1	SECTOR 2		SECTOR 3		SECTOR 4		LAP TIME	MPH	DIFF	TIME OF DAY	
1 -	OUTLAP	94.7	18.911	121.7	27.516	81.0	24.196	118.7	1:43.814	84.38	4.831	09:02:49.308
2 -	31.867	96.5	18.535	122.2	27.071	78.9	24.093	118.5	1:41.566	86.24	2.583	09:04:30.874
3 -	31.889	97.1	18.226	122.6	26.827	83.0	23.926	117.7	1:40.868	86.84	1.885	09:06:11.742
4 -	31.714	96.4	18.426	122.2	26.711	83.6	23.926	118.9	1:40.777	86.92	1.794	09:07:52.519
5 -	34.001	80.3	18.803	123.3	26.605	83.9	23.714	117.5	1:43.123	84.94	4.140	09:09:35.642
6 -	31.341	97.5	18.401	126.6	26.397	86.2	23.531	120.2	1:39.670	87.88	0.687	09:11:15.312
7 -	31.381	98.3	18.211	125.2	26.668	83.4	IN PIT		4:38.052	P 31.50	2:59.069	09:15:53.364
8 -	OUTLAP	97.3	18.388	124.0	26.707	84.9	23.786	119.6	1:41.564	86.24	2.581	09:17:34.928
9 -	31.308	99.5	17.966	125.6	26.301	85.4	23.648	120.6	1:39.223 (2)	88.28	0.240	09:19:14.151
10 -	31.189	98.2	18.062	123.1	26.226	88.4	23.506	120.2	1:38.983 (1)	88.49		09:20:53.134
11 -	31.222	98.2	17.956	125.6	26.469	87.1	23.634	121.3	1:39.281 (3)	88.23	0.298	09:22:32.415
12 -	31.174	97.2	18.189	122.2	26.221	86.9	23.749	119.1	1:39.333	88.18	0.350	09:24:11.748
13 -	31.169	96.4	18.237	123.3	26.796	86.8	23.662	120.2	1:39.864	87.71	0.881	09:25:51.612

MCRCB BULLETIN TK111

2023 Bennetts British Superbike Championship - Round 6

2023 R&G British Talent Cup

QUALIFYING - SECTOR ANALYSIS



SECTOR 1 = FL to I1, SECTOR 2 = I1 to I2 SECTOR 3 = I2 to I3, SECTOR 4 = I3 to FL, DIFF = Difference To Personal Best Lap, P = Crossed Finish Line in Pit Lane, D = Time Disallowed

P22 71		Daniel GOODMAN						Honda - VisionTrack Racing Team				
IDEAL LAP TIME : 1:39.077		BEST LAP TIME : 1:39.333						DIFFERENCE : 0.256				
LAP	SECTOR 1	SECTOR 2		SECTOR 3		SECTOR 4		LAP TIME	MPH	DIFF	TIME OF DAY	
1 -	OUTLAP	89.8	19.138	123.5	27.691	78.5	24.483	117.5	1:45.740	82.84	6.407	09:01:50.746
2 -	32.075	95.0	18.344	125.2	26.701	82.1	24.254	117.5	1:41.374	86.41	2.041	09:03:32.120
3 -	31.493	95.5	18.154	125.4	26.666	81.1	24.134	119.6	1:40.447	87.20	1.114	09:05:12.567
4 -	31.605	96.1	18.089	127.0	26.877	81.7	24.121	116.9	1:40.692	86.99	1.359	09:06:53.259
5 -	31.664	95.0	18.152	124.2	26.760	82.9	24.049	117.7	1:40.625	87.05	1.292	09:08:33.884
6 -	31.392	96.0	17.960	126.8	26.395	85.3	23.747	121.3	1:39.494 (3)	88.04	0.161	09:10:13.378
7 -	31.679	97.1	18.092	125.9	26.581	82.6	23.968	117.9	1:40.320	87.31	0.987	09:11:53.698
8 -	31.302	95.5	18.038	125.2	26.455	87.2	23.864	117.5	1:39.659	87.89	0.326	09:13:33.357
9 -	31.731	96.1	18.432	121.5	27.421	82.7	24.306	118.3	1:41.890	85.97	2.557	09:15:15.247
10 -	31.168	95.5	18.035	124.7	26.414	84.2	23.829	119.6	1:39.446 (2)	88.08	0.113	09:16:54.693
11 -	31.254	96.1	18.115	124.9	26.283	84.6	23.681	118.5	1:39.333 (1)	88.18		09:18:34.026
12 -	31.153	95.8	18.456	123.5	27.559	81.2	24.559	117.3	1:41.727	86.11	2.394	09:20:15.753

P23 88		Sviatoslav PYLYPENKO						Honda - Microlise Cresswell Racing				
IDEAL LAP TIME : 1:39.379		BEST LAP TIME : 1:39.382						DIFFERENCE : 0.003				
LAP	SECTOR 1	SECTOR 2		SECTOR 3		SECTOR 4		LAP TIME	MPH	DIFF	TIME OF DAY	
1 -	31.883	95.3	18.808	122.4	27.250	83.2	24.121	116.7	1:42.062	85.82	2.680	09:03:31.007
2 -	31.529	95.1	18.604	122.4	26.985	83.4	24.140	116.5	1:41.258	86.51	1.876	09:05:12.265
3 -	31.534	95.7	18.465	121.1	27.100	82.7	24.095	116.9	1:41.194	86.56	1.812	09:06:53.459
4 -	31.897	96.5	18.456	124.2	26.653	83.9	23.975	117.3	1:40.981	86.74	1.599	09:08:34.440
5 -	31.350	97.2	18.457	122.2	26.691	84.3	23.825	117.9	1:40.323	87.31	0.941	09:10:14.763
6 -	31.356	95.3	18.474	123.3	26.593	86.0	23.967	117.1	1:40.390	87.25	1.008	09:11:55.153
7 -	31.425	96.1	18.526	119.8	26.542	83.5	24.025	116.5	1:40.518	87.14	1.136	09:13:35.671
8 -	31.236	95.7	18.324	122.2	26.439	86.1	23.830	119.4	1:39.829 (3)	87.74	0.447	09:15:15.500
9 -	31.311	96.4	18.270	123.1	26.267	85.7	23.827	118.1	1:39.675 (2)	87.88	0.293	09:16:55.175
10 -	31.345	95.3	18.443	121.1	26.761	81.5	IN PIT		4:43.988 P	30.84	3:04.606	09:21:39.163
11 -	OUTLAP	93.5	18.627	123.3	26.837	81.9	24.232	118.1	1:43.772	84.41	4.390	09:23:22.935
12 -	31.097	95.8	18.266	121.5	26.270	87.2	23.749	118.3	1:39.382 (1)	88.14		09:25:02.317

P24 11		Iwan JONES						Honda - Jones Brothers Racing Team				
IDEAL LAP TIME : 1:39.374		BEST LAP TIME : 1:39.504						DIFFERENCE : 0.130				
LAP	SECTOR 1	SECTOR 2		SECTOR 3		SECTOR 4		LAP TIME	MPH	DIFF	TIME OF DAY	
1 -	OUTLAP	92.5	19.532	124.5	28.690	77.6	24.457	119.1	1:48.609	80.65	9.105	09:01:54.766
2 -	32.321	98.1	18.465	126.1	27.178	85.4	24.411	117.9	1:42.375	85.56	2.871	09:03:37.141
3 -	32.348	96.5	18.526	124.9	27.149	83.9	24.121	118.3	1:42.144	85.75	2.640	09:05:19.285
4 -	31.853	98.5	18.462	124.0	27.195	86.1	IN PIT		5:19.407 P	27.42	3:39.903	09:10:38.692
5 -	OUTLAP	96.5	18.524	124.2	27.355	84.5	24.252	117.7	1:42.873	85.15	3.369	09:12:21.565
6 -	31.531	97.5	18.482	121.3	27.405	85.7	24.258	117.1	1:41.676	86.15	2.172	09:14:03.241
7 -	31.685	96.2	18.578	121.1	27.182	86.5	24.042	117.5	1:41.487	86.31	1.983	09:15:44.728
8 -	31.204	97.1	18.275	123.1	27.034	86.8	23.925	118.1	1:40.438 (3)	87.21	0.934	09:17:25.166
9 -	35.608	96.2	18.429	122.2	27.070	82.1	24.039	118.1	1:45.146	83.31	5.642	09:19:10.312
10 -	31.754	96.6	18.318	122.9	26.930	86.8	23.999	117.3	1:41.001	86.73	1.497	09:20:51.313
11 -	32.138	98.1	18.152	124.0	26.845	87.6	23.870	117.7	1:41.005	86.72	1.501	09:22:32.318
12 -	31.332	97.1	18.168	126.1	26.584	85.7	23.663	119.1	1:39.747 (2)	87.82	0.243	09:24:12.065
13 -	31.113	98.6	18.014	126.3	26.626	87.0	23.751	117.7	1:39.504 (1)	88.03		09:25:51.569

MCRCB BULLETIN TK111

2023 Bennetts British Superbike Championship - Round 6

2023 R&G British Talent Cup

QUALIFYING - SECTOR ANALYSIS



SECTOR 1 = FL to I1, SECTOR 2 = I1 to I2 SECTOR 3 = I2 to I3, SECTOR 4 = I3 to FL, DIFF = Difference To Personal Best Lap, P = Crossed Finish Line in Pit Lane, D = Time Disallowed

P25 28		Charlie BARNES				Honda - Talentum Motorsport by Azure Notions						
IDEAL LAP TIME : 1:39.428		BEST LAP TIME : 1:39.533				DIFFERENCE : 0.105						
LAP	SECTOR 1	SECTOR 2		SECTOR 3		SECTOR 4		LAP TIME	MPH	DIFF	TIME OF DAY	
1 -	OUTLAP	94.2	18.850	121.5	27.067	83.6	24.210	118.3	1:43.556	84.59	4.023	09:01:55.845
2 -	32.265	95.0	18.427	123.8	26.736	82.7	23.891	118.1	1:41.319	86.45	1.786	09:03:37.164
3 -	32.126	96.0	18.361	123.1	26.569	88.3	23.985	118.9	1:41.041	86.69	1.508	09:05:18.205
4 -	31.899	96.9	18.314	122.6	26.604	87.7	24.088	117.1	1:40.905	86.81	1.372	09:06:59.110
5 -	31.644	95.5	18.218	122.0	26.655	86.8	24.018	117.1	1:40.535	87.13	1.002	09:08:39.645
6 -	32.234	95.7	18.356	122.0	26.926	86.9	23.988	117.9	1:41.504	86.30	1.971	09:10:21.149
7 -	31.653	95.4	18.334	121.3	26.532	89.1	23.753	117.9	1:40.272 (2)	87.36	0.739	09:12:01.421
8 -	31.821	95.0	18.599	118.9	27.548	84.9	24.318	114.5	1:42.286	85.64	2.753	09:13:43.707
9 -	31.770	95.4	18.344	121.1	26.768	83.3	IN PIT		3:54.798 P	37.30	2:15.265	09:17:38.505
10 -	OUTLAP	91.4	18.880	121.3	27.062	87.6	23.943	116.7	1:44.493	83.83	4.960	09:19:22.998
11 -	31.281	96.5	18.079	123.8	26.405	84.8	23.768	119.6	1:39.533 (1)	88.00		09:21:02.531
12 -	31.300	96.8	17.989	123.5	26.783	89.8	24.239	117.1	1:40.311 (3)	87.32	0.778	09:22:42.842
13 -	31.304	95.5	18.295	120.2	26.834	88.6	24.055	117.5	1:40.488	87.17	0.955	09:24:23.330
14 -	31.687	95.5	18.315	120.6	27.103	85.8	24.329	116.3	1:41.434	86.36	1.901	09:26:04.764

P26 67		George BOWES				Honda - Microlise Cresswell Racing						
IDEAL LAP TIME : 1:39.289		BEST LAP TIME : 1:39.558				DIFFERENCE : 0.269						
LAP	SECTOR 1	SECTOR 2		SECTOR 3		SECTOR 4		LAP TIME	MPH	DIFF	TIME OF DAY	
1 -	OUTLAP	93.4	19.220	123.1	28.269	76.0	24.983	117.7	1:47.295	81.64	7.737	09:02:02.368
2 -	32.753	97.9	18.722	123.5	27.258	78.3	24.433	119.4	1:43.166	84.91	3.608	09:03:45.534
3 -	32.229	97.2	18.304	124.0	27.105	80.2	24.207	119.6	1:41.845	86.01	2.287	09:05:27.379
4 -	32.072	98.3	18.307	123.8	27.327	81.7	24.463	118.7	1:42.169	85.73	2.611	09:07:09.548
5 -	31.864	97.8	18.449	123.3	26.797	81.1	24.004	118.9	1:41.114	86.63	1.556	09:08:50.662
6 -	32.165	97.5	18.650	124.0	26.611	84.4	24.214	119.6	1:41.640	86.18	2.082	09:10:32.302
7 -	31.675	97.3	18.320	124.5	26.937	84.0	23.887	119.6	1:40.819	86.88	1.261	09:12:13.121
8 -	31.543	98.6	18.183	123.5	26.837	81.6	23.927	119.4	1:40.490	87.17	0.932	09:13:53.611
9 -	31.401	97.9	18.141	123.8	26.690	85.4	23.961	119.4	1:40.193	87.42	0.635	09:15:33.804
10 -	31.303	99.2	18.074	126.3	26.608	84.7	23.635	120.6	1:39.620 (3)	87.93	0.062	09:17:13.424
11 -	31.155	98.8	18.039	124.9	26.673	85.9	23.707	119.4	1:39.574 (2)	87.97	0.016	09:18:52.998
12 -	31.487	98.1	18.386	123.5	26.531	87.7	23.914	119.1	1:40.318	87.32	0.760	09:20:33.316
13 -	32.056	99.4	18.084	125.4	26.522	86.4	23.730	119.8	1:40.392	87.25	0.834	09:22:13.708
14 -	31.193	98.2	18.010	124.0	26.614	90.6	23.741	119.8	1:39.558 (1)	87.98		09:23:53.266
15 -	31.290	98.9	18.211	125.2	26.489	85.4	23.705	119.6	1:39.695	87.86	0.137	09:25:32.961

P27 8		Alfie DAVIDSON				Honda - Banks Racing						
IDEAL LAP TIME : 1:39.924		BEST LAP TIME : 1:39.925				DIFFERENCE : 0.001						
LAP	SECTOR 1	SECTOR 2		SECTOR 3		SECTOR 4		LAP TIME	MPH	DIFF	TIME OF DAY	
1 -	OUTLAP	92.9	18.549	125.9	27.639	80.1	24.231	119.6	1:43.945	84.27	4.020	09:01:54.311
2 -	32.328	95.7	18.452	123.8	26.881	88.5	23.932	118.1	1:41.593 (3)	86.22	1.668	09:03:35.904
3 -	31.675	96.4	18.459	122.4	26.720	85.0	23.963	117.7	1:40.817 (2)	86.88	0.892	09:05:16.721
4 -	35.439	92.9	18.973	120.2	27.467	80.2	IN PIT		2:04.372 P	70.43	24.447	09:07:21.093
5 -	OUTLAP	97.3	18.251	122.6	26.558	86.4	23.958	117.3	1:40.574	87.09	0.649	09:09:01.667
6 -	31.268	97.9	18.170	122.4	26.559	88.4	23.928	117.1	1:39.925 (1)	87.66		09:10:41.592
7 -	32.188	91.5	18.892	116.3	27.677	82.8	IN PIT		2:57.591 P	49.32	1:17.666	09:13:39.183

MCRCB BULLETIN TK112

2023 Bennetts British Superbike Championship - Round 6

2023 R&G British Talent Cup

QUALIFYING - BEST SECTORS

SECTOR 1				SECTOR 2			SECTOR 3			SECTOR 4			IDEAL / BEST COMPARISON						
POS	NO	NAME	TIME	NO	NAME	TIME	NO	NAME	TIME	NO	NAME	TIME	POS	NO	NAME	IDEAL	BEST	DIFF	
																PERFECT LAP	1:35.173		
1	43	BRINTON	29.846	52	BELFORD	17.529	52	BELFORD	24.860	52	BELFORD	22.938	1	52	BELFORD	1:35.344	1:35.614	0.270	
2	52	BELFORD	30.017	43	BRINTON	17.594	43	BRINTON	25.134	43	BRINTON	23.045	2	43	BRINTON	1:35.619	1:36.089	0.470	
3	29	BROWN	30.411	66	HARRIS	17.700	24	FROST	25.500	7	McCABE	23.182	3	7	McCABE	1:37.059	1:37.226	0.167	
4	7	McCABE	30.421	24	FROST	17.765	55	DESSOY	25.546	55	DESSOY	23.244	4	24	FROST	1:37.105	1:37.419	0.314	
5	24	FROST	30.449	48	WALKER	17.770	23	STEPHEN	25.550	4	MOUNSEY	23.259	5	55	DESSOY	1:37.211	1:37.310	0.099	
6	66	HARRIS	30.456	33	BANISH	17.779	19	McPHEE	25.592	19	McPHEE	23.274	6	66	HARRIS	1:37.362	1:37.732	0.370	
7	42	JOLLIFF	30.490	75	SUROWIA	17.795	7	McCABE	25.594	66	HARRIS	23.274	7	23	STEPHENSON	1:37.447	1:37.721	0.274	
8	55	DESSOY	30.551	42	JOLLIFF	17.819	61	MACKAY	25.686	75	SUROWIA	23.322	8	29	BROWN	1:37.460	1:37.727	0.267	
9	23	STEPHEN	30.570	7	McCABE	17.862	4	MOUNSEY	25.717	29	BROWN	23.343	9	19	McPHEE	1:37.470	1:37.470	0.000	
10	19	McPHEE	30.615	55	DESSOY	17.870	29	BROWN	25.730	48	WALKER	23.348	10	48	WALKER	1:37.532	1:37.629	0.097	
11	48	WALKER	30.617	4	MOUNSEY	17.886	48	WALKER	25.797	40	CORREA	23.360	11	75	SUROWIAK	1:37.587	1:37.714	0.127	
12	75	SUROWIA	30.627	40	CORREA	17.923	65	ROWAN	25.812	23	STEPHEN	23.379	12	4	MOUNSEY	1:37.615	1:37.681	0.066	
13	99	WILLIS	30.707	2	BANNIST	17.944	40	CORREA	25.821	24	FROST	23.391	13	42	JOLLIFFE	1:37.705	1:37.952	0.247	
14	4	MOUNSEY	30.753	23	STEPHEN	17.948	75	SUROWIA	25.843	99	WILLIS	23.415	14	61	MACKAY	1:37.949	1:38.058	0.109	
15	76	HUNTING	30.786	64	EDMUNDS	17.956	33	BANISH	25.865	2	BANNIST	23.447	15	40	CORREA	1:37.977	1:38.046	0.069	
16	61	MACKAY	30.795	71	GOODMAN	17.960	2	BANNIST	25.918	65	ROWAN	23.457	16	33	BANISH	1:38.000	1:38.042	0.042	
17	40	CORREA	30.873	61	MACKAY	17.973	66	HARRIS	25.932	42	JOLLIFF	23.458	17	2	BANNISTER	1:38.231	1:38.316	0.085	
18	33	BANISH	30.874	29	BROWN	17.976	42	JOLLIFF	25.938	33	BANISH	23.482	18	99	WILLIS	1:38.278	1:38.605	0.327	
19	2	BANNIST	30.922	19	McPHEE	17.989	99	WILLIS	26.110	61	MACKAY	23.495	19	65	ROWAN	1:38.410	1:38.898	0.488	
20	88	PYLYPEN	31.097	28	BARNES	17.989	64	EDMUNDS	26.221	64	EDMUNDS	23.506	20	76	HUNTINGFORD	1:38.850	1:38.850	0.000	
21	65	ROWAN	31.100	67	BOWES	18.010	88	PYLYPEN	26.267	67	BOWES	23.635	21	64	EDMUNDS	1:38.852	1:38.983	0.131	
22	11	JONES	31.113	76	HUNTING	18.012	71	GOODMAN	26.283	11	JONES	23.663	22	71	GOODMAN	1:39.077	1:39.333	0.256	
23	71	GOODMAN	31.153	11	JONES	18.014	76	HUNTING	26.342	71	GOODMAN	23.681	23	67	BOWES	1:39.289	1:39.558	0.269	
24	67	BOWES	31.155	65	ROWAN	18.041	28	BARNES	26.405	76	HUNTING	23.710	24	11	JONES	1:39.374	1:39.504	0.130	
25	64	EDMUNDS	31.169	99	WILLIS	18.046	67	BOWES	26.489	88	PYLYPEN	23.749	25	88	PYLYPENKO	1:39.379	1:39.382	0.003	
26	8	DAVIDSO	31.268	8	DAVIDSO	18.170	8	DAVIDSO	26.558	28	BARNES	23.753	26	28	BARNES	1:39.428	1:39.533	0.105	
27	28	BARNES	31.281	88	PYLYPEN	18.266	11	JONES	26.584	8	DAVIDSO	23.928	27	8	DAVIDSON	1:39.924	1:39.925	0.001	

MCRCB BULLETIN TK113**2023 Bennetts British Superbike Championship - Round 6****2023 R&G British Talent Cup****QUALIFYING - BEST SPEEDS**

POS	INTERMEDIATE 1			INTERMEDIATE 2			INTERMEDIATE 3			FINISH LINE		
	NO	NAME	MPH	NO	NAME	MPH	NO	NAME	MPH	NO	NAME	MPH
1	43	BRINTON	102.2	43	BRINTON	129.0	43	BRINTON	95.0	43	BRINTON	123.1
2	23	STEPHENSON	101.6	75	SUROWIAK	128.3	7	McCABE	93.3	52	BELFORD	122.9
3	19	McPHEE	101.3	19	McPHEE	128.0	99	WILLIS	92.3	7	McCABE	122.9
4	40	CORREA	101.3	52	BELFORD	127.8	40	CORREA	92.0	48	WALKER	122.6
5	55	DESSOY	101.2	4	MOUNSEY	127.5	19	McPHEE	91.6	4	MOUNSEY	122.4
6	66	HARRIS	100.6	66	HARRIS	127.5	52	BELFORD	91.3	75	SUROWIAK	122.4
7	52	BELFORD	100.4	42	JOLLIFFE	127.5	2	BANNISTER	90.9	66	HARRIS	122.2
8	4	MOUNSEY	100.4	48	WALKER	127.0	29	BROWN	90.6	19	McPHEE	122.0
9	61	MACKAY	100.1	71	GOODMAN	127.0	65	ROWAN	90.6	40	CORREA	122.0
10	99	WILLIS	100.1	33	BANISH	126.8	67	BOWES	90.6	99	WILLIS	121.7
11	7	McCABE	100.0	40	CORREA	126.8	4	MOUNSEY	90.4	61	MACKAY	121.5
12	75	SUROWIAK	100.0	2	BANNISTER	126.8	24	FROST	90.3	2	BANNISTER	121.5
13	64	EDMUNDS	99.5	7	McCABE	126.6	61	MACKAY	89.9	65	ROWAN	121.3
14	2	BANNISTER	99.4	64	EDMUNDS	126.6	28	BARNES	89.8	64	EDMUNDS	121.3
15	67	BOWES	99.4	61	MACKAY	126.3	55	DESSOY	89.4	71	GOODMAN	121.3
16	48	WALKER	99.1	11	JONES	126.3	75	SUROWIAK	89.2	67	BOWES	120.6
17	42	JOLLIFFE	99.1	67	BOWES	126.3	23	STEPHENSON	89.1	23	STEPHENSON	120.2
18	76	HUNTINGFORD	98.9	99	WILLIS	126.1	42	JOLLIFFE	88.6	42	JOLLIFFE	120.2
19	33	BANISH	98.8	24	FROST	125.9	33	BANISH	88.6	76	HUNTINGFORD	120.2
20	11	JONES	98.6	8	DAVIDSON	125.9	8	DAVIDSON	88.5	24	FROST	120.0
21	29	BROWN	98.2	76	HUNTINGFORD	125.2	76	HUNTINGFORD	88.4	33	BANISH	119.8
22	24	FROST	97.9	65	ROWAN	125.2	64	EDMUNDS	88.4	55	DESSOY	119.6
23	65	ROWAN	97.9	23	STEPHENSON	124.7	66	HARRIS	88.1	28	BARNES	119.6
24	8	DAVIDSON	97.9	88	PYLYPENKO	124.2	11	JONES	87.6	8	DAVIDSON	119.6
25	88	PYLYPENKO	97.2	55	DESSOY	124.0	48	WALKER	87.2	88	PYLYPENKO	119.4
26	71	GOODMAN	97.1	28	BARNES	123.8	71	GOODMAN	87.2	11	JONES	119.1
27	28	BARNES	96.9	29	BROWN	123.5	88	PYLYPENKO	87.2	29	BROWN	118.3

MCRCB BULLETIN TK114

2023 Bennetts British Superbike Championship - Round 6

2023 R&G British Talent Cup

QUALIFYING - STATISTICS

Competitors Started	27
Planned Start	2023-07-22 @ 09:00:00.000
Actual Start	2023-07-22 @ 09:00:01.113
Finish Time	2023-07-22 @ 09:25:01.987
Track Length	2.4332mi.
Total Laps	370
Total Distance Covered	900.3171mi.

Session Fastest Lap History

NO	NAME	LAP TIME	TIME OF DAY	LAP	VEHICLE
29	Lucas BROWN	1:40.331	09:03:27.586	2	Honda
55	Harrison DESSOY	1:40.187	09:03:28.641	2	Honda
40	Julian CORREA	1:39.617	09:03:29.547	2	Honda
52	Evan BELFORD	1:39.038	09:03:55.050	2	Honda
7	Harley McCABE	1:38.699	09:03:56.805	2	Honda
43	Amanuel BRINTON	1:38.623	09:04:37.670	2	Honda
55	Harrison DESSOY	1:38.600	09:05:07.241	3	Honda
52	Evan BELFORD	1:38.000	09:05:33.050	3	Honda
43	Amanuel BRINTON	1:37.403	09:07:53.098	4	Honda
52	Evan BELFORD	1:37.189	09:17:44.336	8	Honda
52	Evan BELFORD	1:36.472	09:19:20.808	9	Honda
43	Amanuel BRINTON	1:36.127	09:20:51.720	10	Honda
52	Evan BELFORD	1:35.614	09:20:56.422	10	Honda

Flag History

TYPE	TIME OF DAY
GREEN	09:00:01.113
FINISH	09:25:01.987

Flag Statistics

TYPE	COUNT	TOTAL LAPS	TOTAL TIME
Green	1	15	28:32.274
Red	0	0	0.000
Safety Car	0	0	0.000
FCY	0	0	0.000

MCRCB BULLETIN TK115

2023 Bennetts British Superbike Championship - Round 6

2023 R&G British Talent Cup

QUALIFYING - SESSION NOTES

TIME	MESSAGE
09:08:22	NO.49 - EXCEEDED TRACK LIMITS - T1 - LAPTIME CANCELLED
09:15:00	NO. 8 STOPPED TECHNICAL PROBLEM - PIT EXIT
09:16:08	NO.33 - EXCEEDED TRACK LIMITS - T1 - LAPTIME CANCELLED
09:16:41	NO.40 - EXCEEDED TRACK LIMITS - T3 - LAPTIME CANCELLED
09:21:16	NO.2 - EXCEEDED TRACK LIMITS - T1 - LAPTIME CANCELLED

MCRCB BULLETIN TK116

2023 Bennetts British Superbike Championship - Round 6

2023 R&G British Talent Cup

QUALIFYING - WEATHER CONDITIONS

